

Bond University
Research Repository



Functional Movement Profiles Of Police Officers From A Rural U.S. Based Law Enforcement Agency

Johnson, Quincy; Goatcher, Jonathan; Lockie, Robert G.; Orr, Rob Marc; Alvar, Brent; Smith, Doug; Dawes, Jay

Unpublished: 25/10/2019

Document Version:
Peer reviewed version

[Link to publication in Bond University research repository.](#)

Recommended citation(APA):

Johnson, Q., Goatcher, J., Lockie, R. G., Orr, R. M., Alvar, B., Smith, D., & Dawes, J. (2019). *Functional Movement Profiles Of Police Officers From A Rural U.S. Based Law Enforcement Agency*. Poster session presented at American College of Sports Medicine Central States Annual Meeting, Broken Arrow, United States.

General rights

Copyright and moral rights for the publications made accessible in the public portal are retained by the authors and/or other copyright owners and it is a condition of accessing publications that users recognise and abide by the legal requirements associated with these rights.

For more information, or if you believe that this document breaches copyright, please contact the Bond University research repository coordinator.



FUNCTIONAL MOVEMENT PROFILES OF POLICE OFFICERS FROM A RURAL U.S. BASED LAW ENFORCEMENT AGENCY.

¹Quincy R. Johnson, ²Jonathan D. Goatcher, ³Robert G. Lockie, ^{4,5} Robin M. Orr, ⁶Brent Alvar, ¹Doug B. Smith, ¹J. Jay Dawes

¹ Department of Health and Human Performance, Oklahoma State University, Stillwater, OK, USA; ² Tactical Research Unit, Bond University, Robina, QLD, AUS; ³ California State University Fullerton, Fullerton, CA, USA; ⁴ Stillwater Police Department, Stillwater, OK, USA



ABSTRACT

Police officers may be required to perform dynamic movements such as running, jumping, and lunging as part of their duties. Early identification of poor movement patterns in this population may mitigate injury risks associated with these dynamic movements.

PURPOSE: To profile movement patterns within a police force and identify specific movement patterns associated with injury risk.

METHODS: Thirty-eight (n=38) police officers volunteered to performed squatting, stepping, lunging, reaching, leg raising, upper-body strength, and rotational stability movements.

RESULTS: Surprisingly, 89.7% (n=38) of officers scored below 14 points on their assessment. Greater than 85% (n=33) of officers were unable to perform movement patterns, performed them with compensation, or had pain throughout the movement for six out of the seven movement assessments.

CONCLUSION: SFGS are very physically demanding events that may elicit maximal or near maximal heart rate responses regardless of position.

INTRODUCTION

Of times, occupational task requirements within tactical groups impose significant physiological stressors in diverse and challenging environments. In order to adequately perform their occupational task, police officers must be able to perform a wide range of movement patterns which may include; squatting, running, jumping, lunging, stepping, and reaching. Poor performance of these tasks may result in an increased risk for injury and decrements in job performance tasks. Studies have shown that

The purpose of this study was to profile common movement patterns, asymmetries, and dysfunction within a rural police force. A secondary purpose of this study was to identify specific movement patterns that may heighten injury risks.

METHODS

Subjects: Thirty-eight (n=38) full-time police officers (age: 39.00 ± 9.14; ht: 178.08 ± 6.46 cm. wt: 88.87 ± 13.47 kg) volunteered to participate in this research investigation. Participants movement capacities were assessed by Functional Movement Screen™ certified professionals.

THE FUNCTIONAL MOVEMENT SCREEN

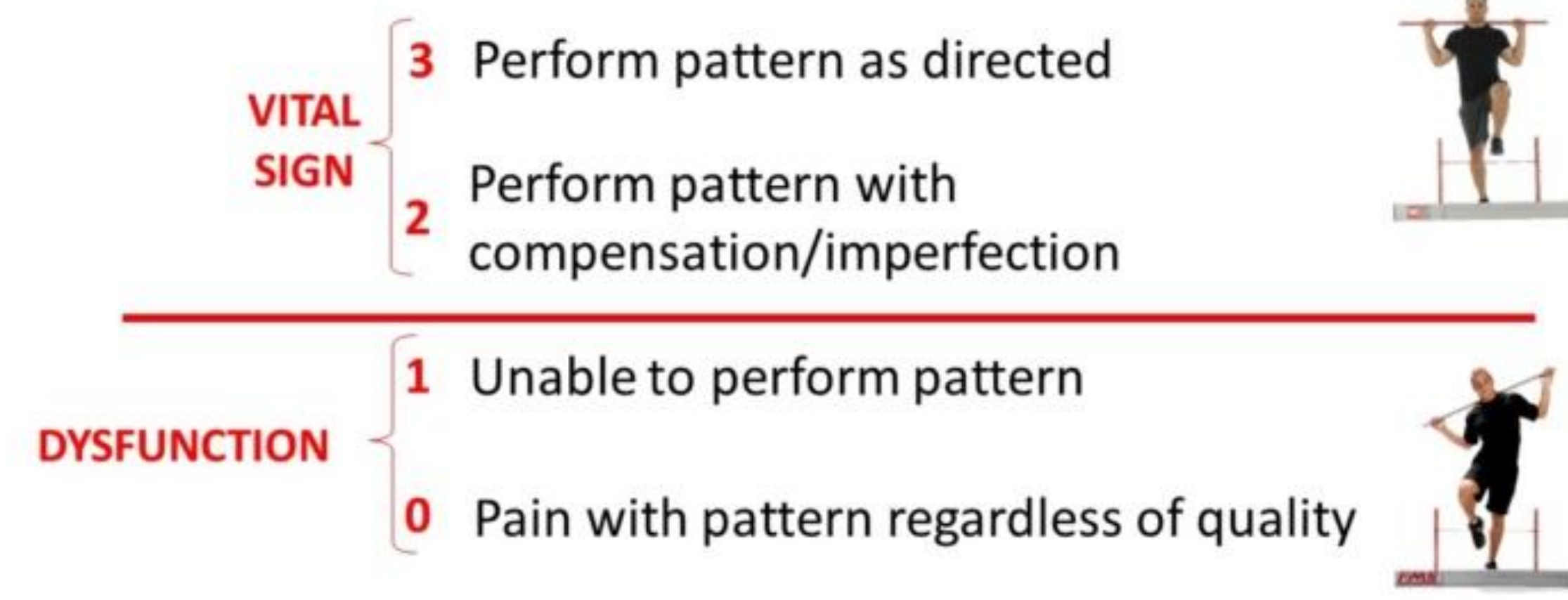


PURPOSE FOR EACH MOVEMENT



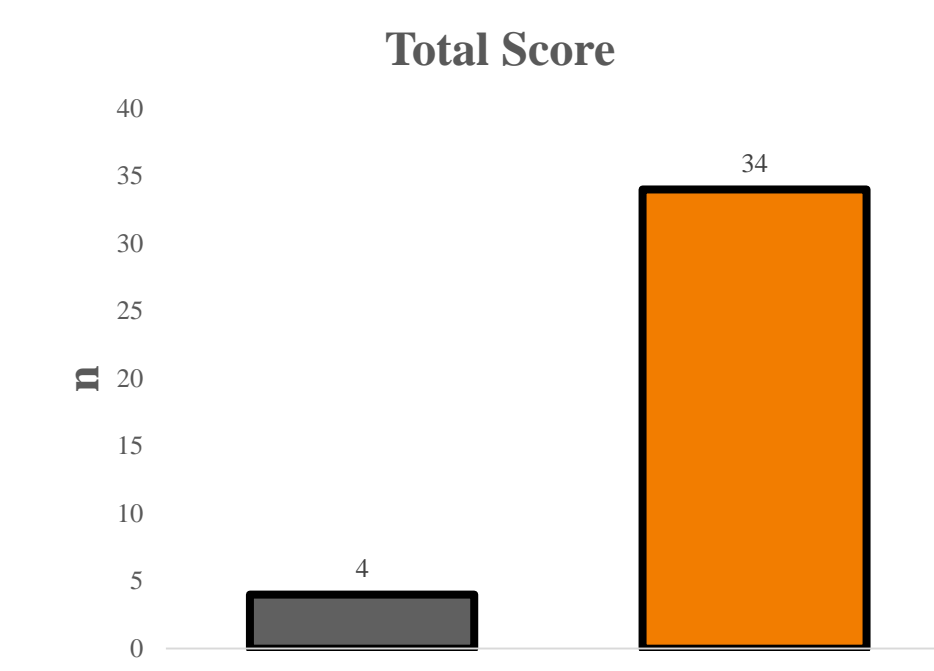
SCORING CRITERIA

What is the "Real" Objective?

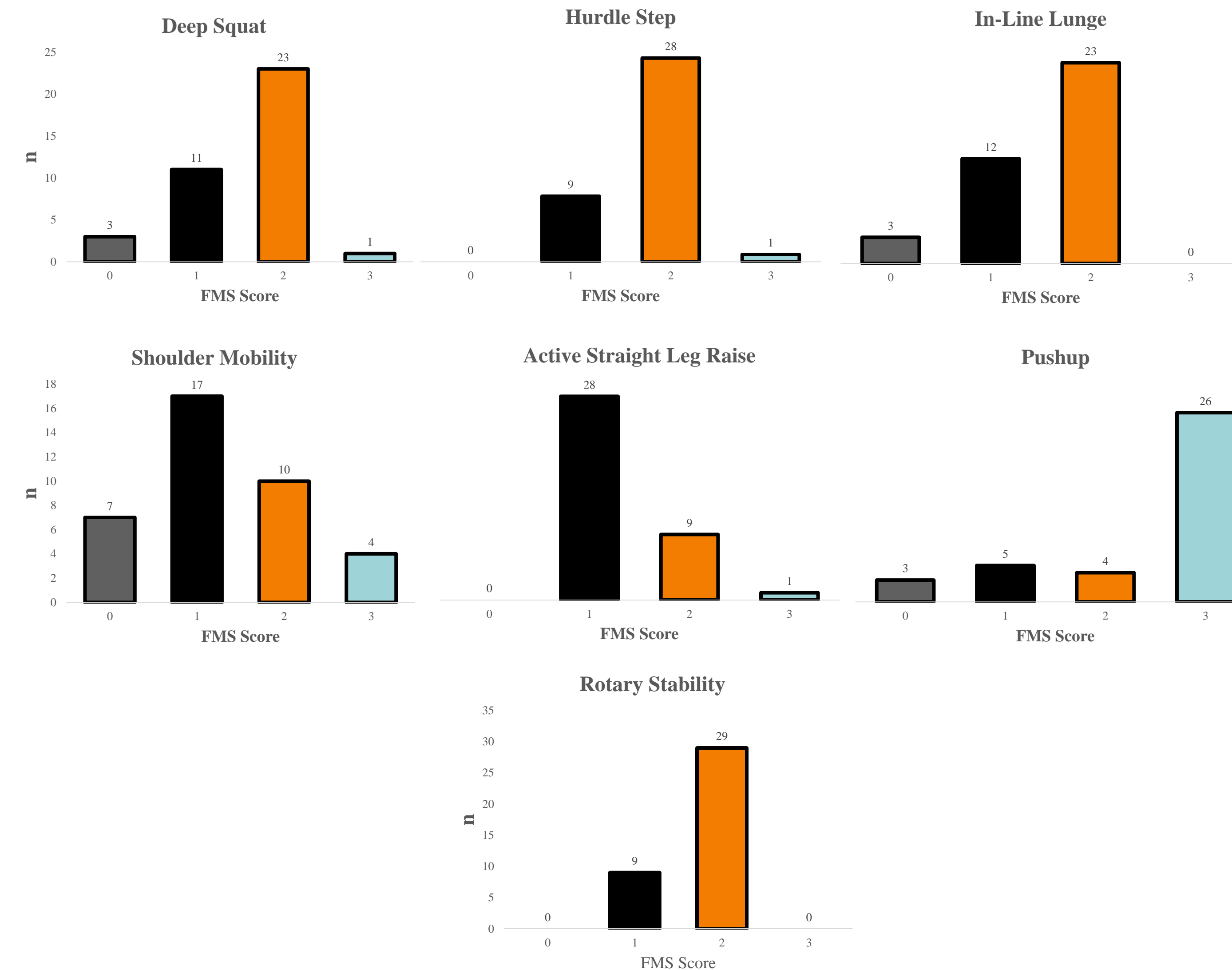


RESULTS

Total Score



Scores by Movement



CONCLUSIONS

Specific movement patterns that may contribute to an increased injury risk within this police population include functional mobility of the hips, knees, ankles, and shoulder. Specific mobility and strength and conditioning programs may reduce injury risk by improving movement quality.

REFERENCES

- Boyd, L., Rogers, T., Docherty, D., & Petersen, S. (2015). Variability in performance on a work simulation test of physical fitness for firefighters. *Appl Physiol Nutr Metab*, 40(4), 364-370. doi:10.1139/apnm-2014-0281
- Marcel-Millet, P., Ravier, G., Grospretre, S., Gimenez, P., Freidig, S., & Gros Lambert, A. (2018). Physiological responses and parasympathetic reactivation in rescue interventions: The effect of the breathing apparatus. *Scand J Med Sci Sports*, 28(12), 2710-2722. doi:10.1111/sms.13291