



Beam-helicity asymmetries for single-hadron production in semi-inclusive deep-inelastic scattering from unpolarized hydrogen and deuterium targets



The HERMES Collaboration

A. Airapetian^{m,p}, N. Akopov^z, Z. Akopov^f, E.C. Aschenauer^g, W. Augustyniak^y, S. Belostotski^s, H.P. Blok^{r,x}, V. Bryzgalov^t, G.P. Capitani^k, E. Cisbani^u, G. Ciullo^j, M. Contalbrigo^j, W. Deconinck^f, E. De Sanctis^k, M. Diefenthalerⁱ, P. Di Nezza^k, M. Düren^m, G. Elbakian^z, F. Ellinghaus^e, A. Fantoni^k, L. Felawka^v, G. Gapienko^t, F. Garibaldi^u, G. Gavrilo^{f,s,v}, V. Gharibyan^z, A. Hillenbrand^g, Y. Holler^f, A. Ivanilov^t, H.E. Jackson^{a,1}, S. Joosten^l, R. Kaiserⁿ, G. Karyan^{f,z}, E. Kinney^e, A. Kisselev^s, V. Korotkov^{t,1}, V. Kozlov^q, P. Kravchenko^{i,s}, L. Lagamba^b, L. Lapikás^r, I. Lehmannⁿ, P. Lenisa^j, W. Lorenzon^p, S.I. Manaenkov^s, B. Marianski^y, H. Marukyan^z, A. Movsisyan^{j,z}, V. Muccifora^k, A. Nassⁱ, G. Nazaryan^z, W.-D. Nowak^g, L.L. Pappalardo^j, A.R. Reolon^k, C. Riedl^{g,o}, K. Rithⁱ, G. Rosnerⁿ, A. Rostomyan^f, D. Ryckbosch^l, G. Schnell^{c,d,l,*}, B. Seitzⁿ, T.-A. Shibata^w, V. Shutov^h, M. Statera^j, A. Terkulov^q, A. Trzcinski^{y,1}, M. Tytgat^l, Y. Van Haarlem^l, C. Van Hulse^{c,1}, D. Veretennikov^{c,s}, I. Vilardi^b, C. Vogelⁱ, S. Yaschenkoⁱ, V. Zagrebelsky^{f,m}, D. Zeilerⁱ, B. Zihlmann^f, P. Zupranski^y

^a Physics Division, Argonne National Laboratory, Argonne, IL 60439-4843, USA

^b Istituto Nazionale di Fisica Nucleare, Sezione di Bari, 70124 Bari, Italy

^c Department of Theoretical Physics, University of the Basque Country UPV/EHU, 48080 Bilbao, Spain

^d IKERBASQUE, Basque Foundation for Science, 48013 Bilbao, Spain

^e Nuclear Physics Laboratory, University of Colorado, Boulder, CO 80309-0390, USA

^f DESY, 22603 Hamburg, Germany

^g DESY, 15738 Zeuthen, Germany

^h Joint Institute for Nuclear Research, 141980 Dubna, Russia

ⁱ Physikalisches Institut, Universität Erlangen-Nürnberg, 91058 Erlangen, Germany

^j Istituto Nazionale di Fisica Nucleare, Sezione di Ferrara, and Dipartimento di Fisica e Scienze della Terra, Università di Ferrara, 44122 Ferrara, Italy

^k Istituto Nazionale di Fisica Nucleare, Laboratori Nazionali di Frascati, 00044 Frascati, Italy

^l Department of Physics and Astronomy, Ghent University, 9000 Ghent, Belgium

^m II. Physikalisches Institut, Justus-Liebig Universität Gießen, 35392 Gießen, Germany

ⁿ SUPA, School of Physics and Astronomy, University of Glasgow, Glasgow G12 8QQ, United Kingdom

^o Department of Physics, University of Illinois, Urbana, IL 61801-3080, USA

^p Randall Laboratory of Physics, University of Michigan, Ann Arbor, MI 48109-1040, USA

^q Lebedev Physical Institute, 117924 Moscow, Russia

^r National Institute for Subatomic Physics (Nikhef), 1009 DB Amsterdam, The Netherlands

^s Petersburg Nuclear Physics Institute, National Research Center Kurchatov Institute, Gatchina, 188300 Leningrad Region, Russia

^t Institute for High Energy Physics, National Research Center Kurchatov Institute, Protvino, 142281 Moscow Region, Russia

^u Istituto Nazionale di Fisica Nucleare, Sezione di Roma, Gruppo Collegato Sanità, and Istituto Superiore di Sanità, 00161 Roma, Italy

^v TRIUMF, Vancouver, British Columbia V6T 2A3, Canada

^w Department of Physics, Tokyo Institute of Technology, Tokyo 152, Japan

^x Department of Physics and Astronomy, VU University, 1081 HV Amsterdam, The Netherlands

^y National Centre for Nuclear Research, 00-689 Warsaw, Poland

^z Yerevan Physics Institute, 375036 Yerevan, Armenia

* Corresponding author.

E-mail address: management@hermes.desy.de (G. Schnell).

¹ Deceased.

ARTICLE INFO

Article history:

Received 25 March 2019

Received in revised form 1 August 2019

Accepted 22 August 2019

Available online 28 August 2019

Editor: L. Rolandi

Keywords:

Nucleon structure

Beam-helicity asymmetries

Deep-inelastic scattering

Twist-3

Transverse-momentum dependence

ABSTRACT

A measurement of beam-helicity asymmetries for single-hadron production in deep-inelastic scattering is presented. Data from the scattering of 27.6 GeV electrons and positrons off gaseous hydrogen and deuterium targets were collected by the HERMES experiment. The asymmetries are presented separately as a function of the Bjorken scaling variable, the hadron transverse momentum, and the fractional energy for charged pions and kaons as well as for protons and anti-protons. These asymmetries are also presented as a function of the three aforementioned kinematic variables simultaneously.

© 2019 The Author. Published by Elsevier B.V. This is an open access article under the CC BY license (<http://creativecommons.org/licenses/by/4.0/>). Funded by SCOAP³.

1. Introduction

The distribution of partons inside a nucleon, N , and their fragmentation into hadrons, h , have received so far most theoretical and experimental attention at leading twist, i.e., at twist 2 (see Refs. [1–5] for review). Using the “working definition” of twist, twist t refers to the power suppression $2 - t$ of the hard scale of the process through which the nucleon structure and hadron formation is studied [6]. Twist-2 parton distribution functions (PDFs) have a probabilistic interpretation in terms of finding a parton inside a nucleon as a function of its fraction of the nucleon longitudinal momentum, x , in a frame where the latter tends to infinity. Similarly, twist-2 fragmentation functions (FFs) describe the probability of a parton to fragment into a hadron as a function of the hadron fractional energy with respect to that of the gauge boson exchanged in the process. Transverse-momentum-dependent (TMD) PDFs and FFs include in addition the dependence on the transverse momentum of respectively the struck parton inside the nucleon and the formed hadron with respect to the direction of the fragmenting parton. For PDFs as well as for FFs, spin-independent and spin-dependent configurations of either or both parton and nucleon can be considered, and correlations between spin and transverse momentum can be probed. At leading twist, there exist eight quark TMD PDFs for the spin- $\frac{1}{2}$ nucleon and eight quark single-hadron TMD FFs. The majority of these vanishes when integrating over transverse momentum.

Higher-twist functions, on the other hand, do not have a probabilistic interpretation. These functions involve correlations between quarks and gluons, and as such allow one to probe the quark-gluon dynamics in the non-perturbative regime of quantum chromodynamics (QCD) [7–9]. Also here, there exist spin-averaged and spin-dependent functions [10–14], and most of the functions necessarily involve transverse momentum.

The decomposition of the single-hadron-production cross section in semi-inclusive deep-inelastic scattering (DIS), $eN \rightarrow ehX$ (where X denotes the generic, unobserved hadronic final state) has been worked out in the one-photon-exchange approximation at leading twist and sub-leading twist for small transverse momentum of the produced hadron [12,13]. The cross section is factorized into a hard photon-quark scattering process and non-perturbative parts describing the quark distribution and fragmentation [15–17]. In this decomposition, the various PDFs and FFs can be isolated pairwise through distinct azimuthal modulations, where the azimuthal angles involved are those of the final-state hadron, ϕ , indicated in Fig. 1, and of the target spin, both defined with respect to the lepton-scattering plane about the virtual-photon direction [18]. A term independent of the azimuthal angle ϕ , the beam helicity, and the target spin appears in the cross section at twist 2.

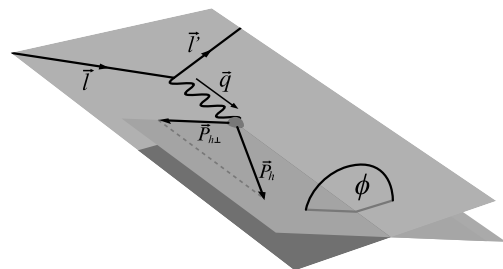


Fig. 1. Definition of the transverse momentum $\vec{p}_{h,\perp}$ and the azimuthal angle ϕ of the hadron produced in the semi-inclusive DIS process $eN \rightarrow ehX$.

It provides access to the spin-independent PDF, f_1 , and the spin-independent FF, D_1 , while the leading-twist $\cos(2\phi)$ modulation, also independent of beam helicity and target spin, provides access to the Boer-Mulders distribution function [14], h_1^\perp , in convolution with the Collins FF [19], H_1^\perp . The latter PDF is chiral-odd and describes the distribution of transversely polarized quarks in an unpolarized nucleon, hereby being sensitive to the correlation between the quark transverse momentum and the quark polarization. The Collins FF is also chiral-odd and describes the fragmentation of a transversely polarized quark into an unpolarized hadron, where the quark polarization generates a distinct angular distribution of the final-state hadron. Both h_1^\perp and H_1^\perp are naive-time-reversal-odd (naive-T-odd), i.e., they change sign when reversing all time coordinates but not the initial and final states. These functions are found to be non-zero because of final-state interactions [20].

At sub-leading twist, among others, a $\cos(\phi)$ and a $\sin(\phi)$ modulation appear. The former is independent of the target and beam polarization state and, in addition to other functions, provides access to the Boer-Mulders distribution. The $\sin(\phi)$ modulation has a term that is sensitive to the beam-helicity and independent of the target-spin state. The amplitude of this term is proportional to $\sqrt{2\epsilon(1-\epsilon)} F_{LU}^{\sin(\phi)}$. Here, the subscript L (U) stands for longitudinally polarized beam (unpolarized target), and

$$\epsilon = \frac{1 - y - \frac{1}{4}\gamma^2 y^2}{1 - y + \frac{1}{2}y^2 + \frac{1}{4}\gamma^2 y^2}$$

represents the ratio of the fluxes of longitudinally and transversely polarized virtual photons. The variable $y \equiv P \cdot q / P \cdot l$, with P , q , and l respectively the four-momenta of the target nucleon, virtual photon, and incoming lepton, represents in the target rest frame the fractional virtual-photon energy with respect to that of the incoming lepton, and $\gamma = 2Mx/Q$, with M the mass of the target nucleon and $Q^2 \equiv -q^2$ the photon virtuality. The structure func-

tion $F_{LU}^{\sin(\phi)}$ is written at the level of twist 3 in terms of PDFs and FFs as

$$F_{LU}^{\sin(\phi)}(x, Q^2, z, P_{h\perp}) = \frac{2M}{Q} \mathcal{C} \left[-\frac{\hat{h} \cdot \vec{k}_T}{M_h} \left(xeH_1^\perp + \frac{M_h}{M} f_1 \frac{\tilde{G}^\perp}{z} \right) + \frac{\hat{h} \cdot \vec{p}_T}{M} \left(xg^\perp D_1 + \frac{M_h}{M} h_1^\perp \frac{\tilde{E}}{z} \right) \right], \quad (1)$$

where the mass of the produced hadron is denoted by M_h , \hat{h} is a unit vector along the direction of the hadron transverse momentum, $\vec{P}_{h\perp}$, defined with respect to the virtual-photon direction (as indicated in Fig. 1), and z is in the nucleon rest frame the hadron fractional energy with respect to that of the virtual photon. The notation $\mathcal{C}[\dots]$ represents a quark-charge-squared weighted sum over (anti-)quarks of convolution integrals of the indicated PDFs and FFs [13]. These integrals run over the quark transverse momentum inside the nucleon, p_T , and over k_T , where $z k_T$ represents the hadron transverse momentum acquired during the fragmentation process, relative to the direction of the fragmenting quark. As indicated in Eq. (1), the structure function depends on the kinematic variables x , Q^2 , z , and $P_{h\perp}$. The PDFs and FFs also depend on these kinematic variables, but the explicit dependence is omitted. Also for $F_{LU}^{\sin(\phi)}$ this omission is applied in the following. Factorization of structure functions into TMD PDFs and FFs is proven at twist-2 [15]. For twist-3 structure functions, a factorized decomposition of the form $\mathcal{C}[\dots]$ following the twist-2 decomposition is assumed on the basis of the parton-model approach, but a proof for this decomposition does not exist. Some issues related to such proof have been discussed in Refs. [21–25].

From Eq. (1), the twist-3, i.e., $1/Q$ suppression, is apparent. The structure function $F_{LU}^{\sin(\phi)}$ is of twist 3 in the low hadron-transverse-momentum region ($P_{h\perp} \ll zQ$). For high values of hadron transverse momentum ($P_{h\perp} \gg M$), the structure function becomes of twist 2 and appears at order α_s^2 in the strong coupling constant.² In this high-transverse-momentum region, it is described in terms of the collinear, i.e., integrated over transverse momentum, spin-independent PDF f_1 and FF D_1 , and the hadron transverse momentum in the final state finds its origin in perturbative QCD radiation [26]. This is different from the TMD framework, where the hadron inherits its transverse momentum from that of the quark inside the nucleon and from the fragmentation process.

Four pairs of PDFs and FFs appear in the decomposition of the structure function $F_{LU}^{\sin(\phi)}$ in Eq. (1), where for each pair one of the functions is of twist 2, as indicated by the subscript 1, while the other is of twist 3. The functions are also combined such that either the PDF or the FF is naive-T-odd, recognizable here from the superscript \perp , while the other is T-even. Since the strong interaction conserves chirality, a chiral-odd PDF always appears in pair with a chiral-odd FF, e.g., e and H_1^\perp .

The first pair in Eq. (1) is a convolution of the twist-2 Collins FF, mentioned above, and the spin-independent, twist-3 PDF e [10, 27]. The genuine twist-3 component of this PDF, following the Wandzura–Wilczek decomposition,³ describes the actual quark-gluon-quark correlations. This component can be related to the force exerted on the struck quark by the nucleon remnant at the

instant of time that the quark absorbs the virtual photon [30]. This interpretation applies to transversely polarized quarks inside an unpolarized nucleon, i.e., for the Boer–Mulders distribution. The PDF e is linked via equation-of-motion relations to the spin-independent PDF f_1 . In this relation, the latter appears quark-mass suppressed [31].

The second pair is formed by f_1 and the twist-3 chiral-even FF \tilde{G}^\perp [32]. The function \tilde{G}^\perp finds its origin in the quark-gluon-quark correlator and vanishes in the Wandzura–Wilczek approximation.

The following pair contains the chiral-even, twist-2 FF D_1 , discussed previously, and the twist-3 PDF g^\perp [32]. In a similar way as e is linked to f_1 , g^\perp is related to the Boer–Mulders PDF via QCD equations of motion. A nice property of the g^\perp function is that in beam-helicity asymmetries of semi-inclusive single-jet production in DIS ($\bar{e}N \rightarrow e' \text{jet } X$, where the symbol \bar{e} indicates a longitudinally polarized lepton beam), it is the only PDF to not vanish, appearing without accompanying FF [13]. Semi-inclusive single-jet production provides thus potentially a very clean access to this twist-3 observable.

Finally, the last pair consists of the chiral-odd Boer–Mulders PDF in convolution with the chiral-odd, twist-3 FF \tilde{E} [33]. This FF originates from quark-gluon-quark interactions, thus vanishing in the Wandzura–Wilczek approximation.

The PDFs e and f_1 and the FFs D_1 and \tilde{E} do not vanish when integrating over the quark transverse momentum, while the other PDFs and FFs appearing in Eq. (1) vanish. As can be understood from Eq. (1), the structure function $F_{LU}^{\sin(\phi)}$ goes to zero when integrating over hadron transverse momentum.⁴

The structure function $F_{LU}^{\sin(\phi)}$ can be accessed via the measurement of beam-helicity asymmetries in single-hadron production in semi-inclusive DIS off unpolarized hydrogen and deuterium targets ($\bar{e}N \rightarrow e' h X$). The numerator of these asymmetries contains $F_{LU}^{\sin(\phi)}$, while in the denominator a convolution of f_1 and D_1 appears, stemming from the structure function F_{UU} , which contributes to the spin-independent part of the cross section. In addition, there are contributions from the previously mentioned $\cos(\phi)$ and $\cos(2\phi)$ modulations to the denominator.

Very little is known about twist-3 PDFs and FFs. There are model-based estimates on e [35–37] and there are studies on e and its extraction through eH_1^\perp from experimental data [31, 38, 39], extensively treated in Ref. [40]. Another study focuses on predictions of beam-helicity asymmetries involving $h_1^\perp \tilde{E}$ only [41]. Evaluations of the combined contributions from eH_1^\perp and $h_1^\perp \tilde{E}$ to the beam-helicity asymmetry for positively charged pions, considering scattering off up quarks only, are also available [42]. Estimates for g^\perp in quark jets are discussed in Ref. [43] and for $g^\perp D_1$ in neutral pion production in Ref. [44], while a combination of $g^\perp D_1$ and eH_1^\perp is considered for the estimate of charged-pion and neutral-pion asymmetries [45]. Finally, the pair $f_1 \tilde{G}^\perp$ is considered and its contribution to the asymmetry based on the spectator model is found to be non-negligible [46]. However, at present there exists no estimate for the beam-helicity asymmetry including simultaneously the contributions from all four pairs appearing in Eq. (1).

Beam-helicity asymmetries were measured by CLAS [47–49], HERMES [50], and COMPASS [51]. The CLAS and HERMES experiments provide results for neutral and charged pions, while the COMPASS experiment reports measurements for unidentified

² The hard scale is now given by the transverse momentum and is power-suppressed as $-t$, with $t \geq 2$, so that the leading twist still corresponds to twist 2 (see Ref. [26] for details).

³ For a modern usage of the Wandzura–Wilczek approximation [28] in semi-inclusive DIS see Ref. [29] and references therein.

⁴ When considering di-hadron production, the analogous structure function $F_{LU}^{\sin(\phi_R)}$ does not vanish when integrating over the individual hadron transverse momenta, being instead sensitive to the orientation ϕ_R of the relative transverse momentum of the two hadrons [34].

charged hadrons. The HERMES experiment extracted the asymmetries in one dimension, i.e., as a function of one kinematic variable: z , $P_{h\perp}$, or x_B , separately for the low- z ($0.2 < z < 0.5$) and mid- z ($0.5 < z < 0.8$) regions. Here, $x_B \equiv Q^2/(2P \cdot q)$ can at leading order in α_s be exactly identified with x . The CLAS experiment performed a two-dimensional extraction in x_B and $P_{h\perp}$. The COMPASS experiment assessed three-dimensional measurements, simultaneously binned in z , $P_{h\perp}$, and x_B , but only published one-dimensional results because of limited statistical precision.

The present article reports a measurement of the beam-helicity asymmetry by the HERMES experiment for charged pions, charged kaons, and (anti-)protons, for data collected on hydrogen and deuterium targets. The usage of these two targets is interesting, because it offers different sensitivities to the valence-quark flavors. This measurement supersedes the former HERMES analysis for charged pions [50].⁵ The asymmetries are extracted from a considerably larger data set. Differently from Ref. [50], in the present analysis there is no subtraction of exclusive vector-meson contributions. The extraction is performed in three dimensions: simultaneously in x_B , z , and $P_{h\perp}$ for pions, kaons, and (anti-)protons as well as in one dimension in each of these three kinematic variables.

2. Measurement

The analyzed data were collected by the HERMES experiment at DESY between the years 1996 and 2007, from the scattering of 27.6 GeV, longitudinally polarized electrons and positrons off pure hydrogen and deuterium gas targets, internal to the HERA lepton storage ring. Part of the data were taken with polarized hydrogen or deuterium, but since the data are averaged over the (rapidly reversing) target polarization states, they are effectively collected on unpolarized targets. The helicity of the lepton beam was reversed roughly every two months, and its polarization value was monitored by two independent Compton polarimeters [52,53]. The average beam-polarization magnitude lies between 34% and 53%, depending on the period of data collection.

The HERMES detector consisted of a forward spectrometer divided horizontally into two identical halves above and below the lepton beam [54], covering an angular acceptance of ± 170 mrad horizontally and $\pm |40 - 140|$ mrad vertically. Tracking of electrically charged particles was performed with the help of a 1.5 Tm dipole magnet and drift chambers located upstream and downstream of the magnet, resulting in an average relative momentum resolution of 1.5%. Discrimination of leptons and hadrons was performed by a transition-radiation detector, a lead-scintillator preshower, and a lead-glass electromagnetic calorimeter. Typically, a lepton-identification efficiency above 98% with a misidentification of less than 1% is obtained with this system. The identification of pions was made possible through the use of a threshold Cherenkov counter in the years 1996–1997. This detector was replaced in 1998 by a dual-radiator ring-imaging Cherenkov detector [55] in order to enable the separation of pions, kaons, and protons. The trigger system was based on signals from fast hodoscope planes, the preshower, and the calorimeter in coincidence with the HERA clock signaling the passage of a beam bunch.

Events are selected based on the presence of a signal formed by adequate responses in the trigger system, indicating the possible occurrence of a DIS event. The data also have to meet a series of data-quality requirements, related to proper detector operation, and the beam polarization P_B is restricted to the range $20\% <$

$|P_B| < 80\%$. From this sample, events for which the kinematic variables reconstructed from the highest-energy lepton (electron or positron) satisfy the criteria $Q^2 > 1 \text{ GeV}^2$, $0.1 < y < 0.85$, and $W^2 \equiv (P + q)^2 > 4 \text{ GeV}^2$, where W is the invariant mass of the photon-nucleon system, are selected and identified as ‘DIS events’. The criterion on Q^2 is a minimal requirement for the selection of the DIS regime. The lower limit on y finds its origin in a degradation of the momentum resolution, while the upper limit is dictated by the trigger threshold, which at the same time restricts contributions from quantum-electrodynamics (QED) radiation. Finally, a sufficiently high lower limit on W allows one to avoid the kinematic region dominated by electroproduction of baryon resonances.

From the sample of DIS events, hadron tracks are selected. The magnitude of their three-momentum \vec{P}_h is restricted to $2(4) \text{ GeV} < |\vec{P}_h| < 15 \text{ GeV}$ for pions and kaons (for protons) for the years 1998–2007, and to $4.5 \text{ GeV} < |\vec{P}_h| < 13.5 \text{ GeV}$ for pions for the years 1996–1997. Each such selected hadron track in coincidence with the scattered lepton satisfying the DIS criteria constitutes a ‘semi-inclusive DIS event’. The additional requirements $W^2 > 10 \text{ GeV}^2$ and $0.023 < x_B < 0.4$ are imposed in order to delimit a well-defined kinematic phase-space, by excluding regions where there are nearly no data present. For the same reason, the hadron transverse momentum is limited to $0.05 \text{ GeV} < P_{h\perp} < 1.8 \text{ GeV}$. The hadron fractional energy, z , is required to be larger than 0.2 in order to probe current fragmentation, and an upper limit of 0.7 is applied in order to reduce contributions from exclusive events, as inferred from Monte Carlo simulations. In order to study the transition region between semi-inclusive DIS and exclusive processes, also results for $z > 0.7$ are shown.

The beam-helicity asymmetry amplitude, $A_{LU}^{\sin(\phi)}$, is extracted from the sample of semi-inclusive DIS events by minimizing the function

$$-\ln \mathbb{L} = - \sum_i w_i \ln \left[1 + P_{B,i} \sqrt{2\epsilon_i(1-\epsilon_i)} A_{LU}^{\sin(\phi)} \sin(\phi_i) \right], \quad (2)$$

where the sum runs over the semi-inclusive DIS events. The weight w_i encodes a correction for erroneously identified DIS events, by subtracting events for which the leading lepton is oppositely charged with respect to the beam lepton. Moreover, the weight w_i assigns, as determined from Monte Carlo simulations, a probability for each identified hadron to be a pion, a kaon, or a proton (see appendix of Ref. [56]). It also effectively equalizes the amount of DIS data collected with positive and negative beam polarization in order to make the normalization constant of the probability density function entering the likelihood \mathbb{L} independent of the fit parameters [57].

In addition to the asymmetry amplitude $A_{LU}^{\sin(\phi)}$, the amplitude $\tilde{A}_{LU}^{\sin(\phi)}$ is extracted, by removing in the second term of Eq. (2) the prefactor $\sqrt{2\epsilon_i(1-\epsilon_i)}$. This asymmetry effectively includes this prefactor. The amplitude $A_{LU}^{\sin(\phi)}$ is a measure for the asymmetry with respect to the spin of the virtual photon, and hence called *virtual-photon asymmetry* in the following, while the amplitude $\tilde{A}_{LU}^{\sin(\phi)}$ has the beam-lepton spin as reference, and is referred to as *lepton asymmetry*. In addition to these amplitudes, a $\sin(2\phi)$ modulation is fit, which is sensitive to the two-photon-exchange process [58].

Asymmetries are extracted for each kinematic bin, either in one dimension or in three dimensions, and for each period of stable detector operation. For the final result, the asymmetries of each data-taking period are averaged with the inverse of the square of their statistical uncertainty as weight. This procedure allows one to properly weigh the events according to the beam polarization and

⁵ All the results of Ref. [50] should hence no longer be used for comparison with other data and in global fits.

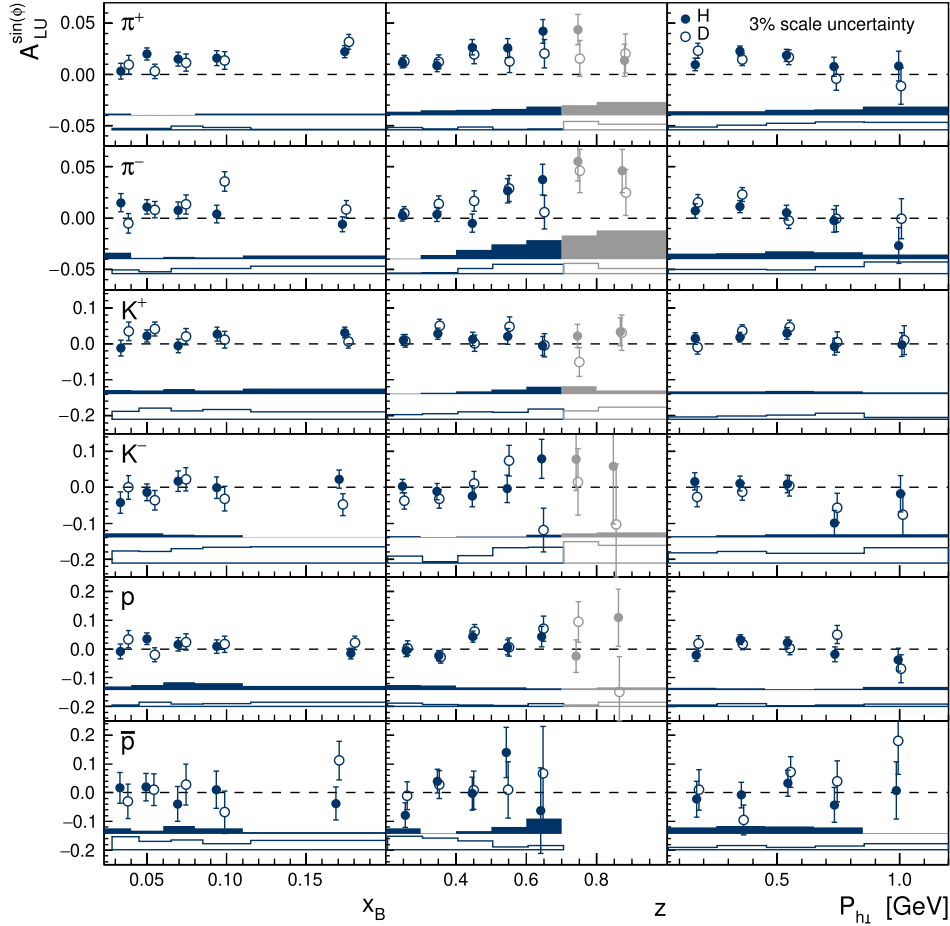


Fig. 2. Virtual-photon asymmetry amplitudes for positively and negatively charged pions and kaons, for protons and anti-protons, as a function of x_B , z , and $P_{h\perp}$, for data collected on a hydrogen (closed symbols) and deuterium (open symbols) target. The open symbols are slightly offset horizontally. The error bars represent the statistical uncertainties, while the error bands represent systematic uncertainties. In addition, there is a systematic uncertainty originating from the measurement of the beam polarization, corresponding to a scale factor of 3%. The grey data points represent the region for which $z > 0.7$, which is not included in the presentations of the asymmetry amplitudes as a function of x_B and $P_{h\perp}$.

to obtain a correct normalization for each period of stable data collection.

Three types of systematic uncertainties are found to contribute to the extracted asymmetry amplitudes. One originates from the determination of the hadron probability weights. It is evaluated by using the maximal difference between the central value and the values obtained using different Monte Carlo simulations for the evaluation of the hadron weights. This uncertainty amounts maximally to 5%, and on average to 1%. Another category of uncertainty stems from QED radiation, finite detector resolution, and limited detector acceptance. In order to evaluate these correlated effects, the measured asymmetry is fit with a parametrization depending on the kinematic variables x_B , z , y , and $P_{h\perp}$. This parametrization is implemented in a Monte Carlo simulation that does not include polarization effects. The statistical precision of this simulation exceeds that of the experimental data by a factor of ten. A beam helicity is assigned to each simulated event according to the implemented asymmetry. The difference between the implemented asymmetry, evaluated at the average reconstructed kinematics, and the one extracted from the fully processed Monte Carlo simulation following the same analysis procedure as for experimental data is assigned as systematic uncertainty. This uncertainty is the dominant systematic uncertainty. If the dependence of the asymmetry or the acceptance on the kinematic variables is highly non-linear, large differences between the implemented asymmetry and that

extracted from the Monte Carlo simulation can arise, especially for the one-dimensional asymmetries, where one integrates over a larger portion of phase space. Hence, since the extracted asymmetries do not exhibit significant non-linear dependences, the extracted systematic uncertainties due to detector effects are, as observed, larger for measurements in one dimension than for those in three dimensions. In addition, as in general the dependence is different for the various kinematic variables, it is natural to obtain from the present procedure systematic uncertainties for the various kinematic dependences that differ in size. Both systematic uncertainties discussed so far are added in quadrature. In addition, a 3% scale uncertainty from the beam-polarization measurement is assigned. The influence of additional azimuthal modulations [$\sin(2\phi)$, $\cos(\phi)$, and $\cos(2\phi)$, where the first is a beam-helicity-dependent contribution and the other two are spin-independent contributions to the cross section] on the extracted $\sin(\phi)$ amplitude was also evaluated, and found to be negligible. For this study, these modulations were added as additional parameters or existing parameterizations of the cosine modulations [56] were included in the likelihood function.

3. Results

The virtual-photon asymmetry amplitude, $A_{LU}^{\sin(\phi)}$, in one dimension, as a function of x_B , z , and $P_{h\perp}$, for charge-separated pions and kaons, and for protons and anti-protons is presented

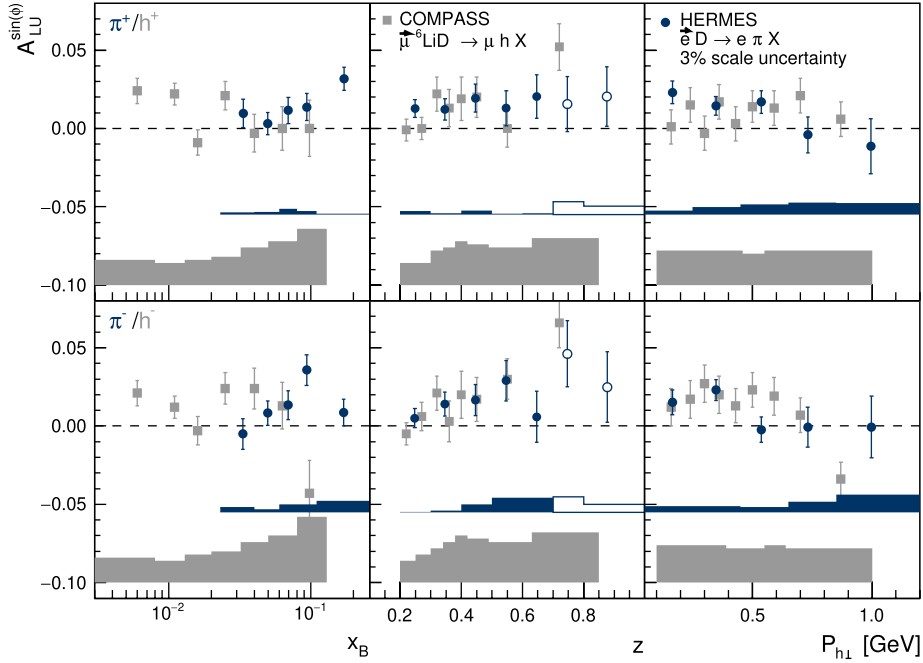


Fig. 3. Virtual-photon asymmetry amplitudes for positively and negatively charged pions, as measured by HERMES on a deuterium target (blue circles), and unidentified hadrons, as measured by COMPASS on a ${}^6\text{LiD}$ target (grey squares), as a function of x_B , z , and $P_{h\perp}$. The open data points from the HERMES measurement represent the region for which $z > 0.7$, and are not included in the presentations of the asymmetry amplitudes as a function of x_B and $P_{h\perp}$, while the COMPASS measurement covers the range up to $z = 0.85$ for all projections. The error bars represent the statistical uncertainties, while the error bands represent systematic uncertainties. In addition, there is a systematic uncertainty for the HERMES results originating from the measurement of the beam polarization, corresponding to a scale factor of 3%.

in Fig. 2 for data collected on a hydrogen target (closed symbols) and on a deuterium target (open symbols). The error bars represent the statistical uncertainties, while the error bands are the systematic uncertainties discussed previously. As can be seen, the statistical and systematic uncertainties are of the same order of magnitude. The data points of the last two bins in z , plotted in grey, are not included in the presentations of the asymmetry amplitudes as a function of x_B and $P_{h\perp}$. As already stated, the motivation for this lies in the suppression of contributions from exclusive processes. Nevertheless, it is interesting to also inspect the asymmetry amplitudes at high z , covering the transition region between semi-inclusive DIS and exclusive processes. The presentation of the asymmetry as a function of z is restricted to z below 0.7 for anti-protons due to limited statistical precision.

The virtual-photon asymmetries measured on hydrogen and deuterium targets are in agreement with each other, for all hadron types. The asymmetry is non-zero for positively and negatively charged pions, with an amplitude rising as a function of z . For positively charged pions a positive asymmetry amplitude is observed, slightly increasing as a function of x_B . An overall positive amplitude is also seen for negatively charged pions. An increase of the amplitude as a function of $P_{h\perp}$ for low values of $P_{h\perp}$, followed by a decrease at higher $P_{h\perp}$ values could possibly also be distinguished for both pion types. For positively charged kaons, a small, positive amplitude is seen, but without any pronounced kinematic dependence, while for negative kaons, protons, and anti-protons the asymmetry amplitudes are compatible with zero.

In Fig. 3, the virtual-photon asymmetry amplitudes for pions measured on a deuterium target are presented together with those for charge-separated hadrons, as measured by the COMPASS experiment on a ${}^6\text{LiD}$ target [51]. Despite the higher average Q^2 range of the COMPASS experiment, the two sets of results are compatible with each other.

Another comparison is given in Fig. 4, where results from the analysis discussed here and from the CLAS experiment [49] for

positively and negatively charged pions are shown for data collected on a hydrogen target. The CLAS experiment provides data for an asymmetry, $A_{LU}^{Q,\sin(\phi)}$, similar to that defined in Eq. (2), but where the asymmetry amplitude in the likelihood function is scaled with Q . This is obtained by introducing in the second term of Eq. (2) the prefactor $1/Q_i$ and determining its value for each event. This allows for a comparison between both experimental results free from the explicit $1/Q$ factor appearing in Eq. (1). The most salient observation from this figure is the opposite sign of the asymmetry amplitudes for negatively charged pions as a function of z seen by the two experiments. As can be seen from the projection in x_B , the data from the CLAS experiment are located at larger values in x_B . In the expression for the structure function $F_{LU}^{\sin(\phi)}$ from Eq. (1), the pairs eH_1^\perp and $g^\perp D_1$ appear weighted with x_B , and thus suppressed at smaller x_B values. The Collins FFs for up quarks extracted from data from electron-positron annihilation [59–61] and semi-inclusive DIS [62–65] are positive for positively charged pions, and negative for negatively charged pions. Therefore, if eH_1^\perp forms the dominant contribution to the structure function $F_{LU}^{\sin(\phi)}$ and scattering takes predominantly place off an up quark, opposite signs are expected for the asymmetries for positive and negative pions. A positive asymmetry is indeed observed for positively charged pions, while a negative asymmetry is seen for negatively charged pions for the CLAS measurement, which probes the valence-quark region. On the other hand, the asymmetries from the present paper, sensitive to lower values of x_B , are positive for both positively and negatively charged pions. This could hint at the dominance of contributions from different pairs of PDFs and FFs appearing in Eq. (1).

Finally, the virtual-photon asymmetry in three dimensions, as a function of z , in bins of x_B and $P_{h\perp}$, is presented in Fig. 5 for negatively charged pions. Unlike the one-dimensional results, the uncertainties on the data points are now dominated by the statistical precision. The rise of the asymmetry amplitude as a function

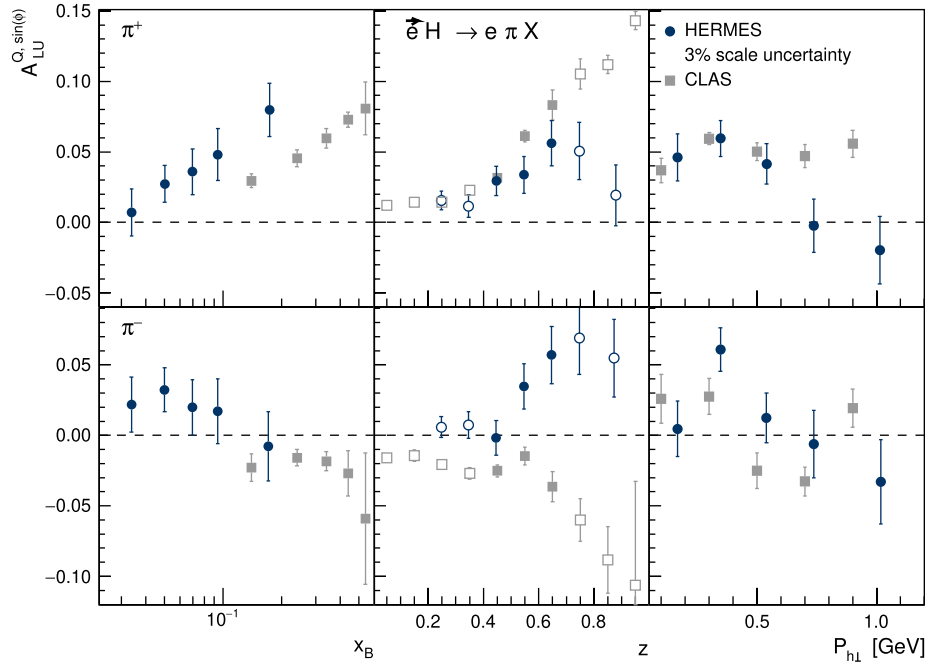


Fig. 4. Virtual-photon asymmetry amplitudes $A_{LU}^{Q, \sin(\phi)}$ for positively and negatively charged pions, as measured by HERMES (blue circles) and CLAS (grey squares) on a hydrogen target, as a function of x_B , z , and $P_{h\perp}$. The data corresponding to the intervals in z indicated by the open symbols are not included in the projections as a function of x_B and $P_{h\perp}$. For both experiments error bars represent the statistical uncertainties only. There is an additional scale uncertainty of 3% for the HERMES results originating from the measurement of the beam polarization.

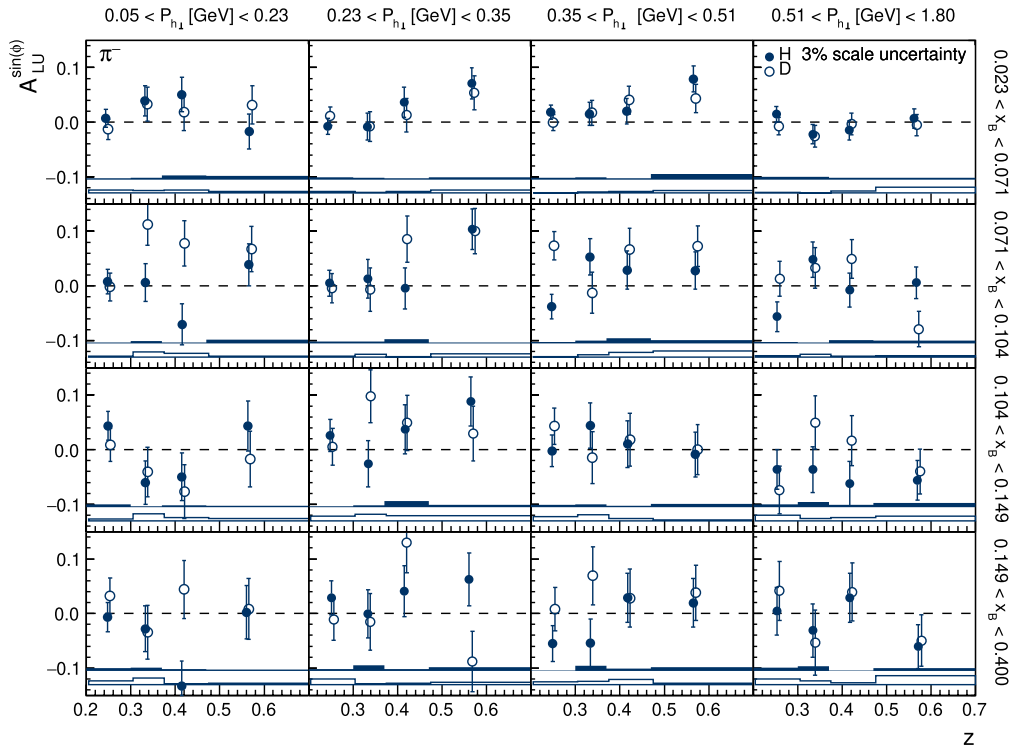


Fig. 5. Virtual-photon asymmetry amplitudes for negatively charged pions as a function of z for slices in $P_{h\perp}$ (columns) and x_B (rows), for data collected on a hydrogen (closed symbols) and deuterium (open symbols) target. The error bars represent the statistical uncertainties, while the error bands represent systematic uncertainties. In addition, there is a systematic uncertainty originating from the measurement of the beam polarization, corresponding to a scale factor of 3%.

of z seen in the one-dimensional extraction is observed here for certain regions in x_B and $P_{h\perp}$, but within the statistical precision, a delimitation of this behaviour to specific regions in x_B and $P_{h\perp}$ is not observed. Also for the other hadrons, no distinctive kinematic dependence is visible for the three-dimensional measurement. Similar to the asymmetry measurements in one dimension, no significant differences are observed between the three-dimensional extractions on hydrogen and deuterium targets. This might be the result of a compensation by the various contributing terms for possible differences between up and down quarks.

All measured lepton and virtual-photon asymmetries are tabulated in Appendix A. Due to the inclusion of the prefactor $\sqrt{2\epsilon_i(1-\epsilon_i)}$, the amplitudes of the virtual-photon asymmetry are on average larger than those of the lepton asymmetry and of the same sign. Nevertheless, with the inclusion of this prefactor at event level in the fit, the extracted mean value of the virtual-photon asymmetry is in certain kinematic bins smaller than that of the lepton asymmetry and of opposite sign. However, taking into account the uncertainties, no inconsistencies are observed between the two asymmetry amplitudes.

The amplitudes of the $\sin(2\phi)$ modulations, sensitive to two-photon-exchange processes, are found to be consistent with zero, within statistical precision.

4. Summary and conclusions

Virtual-photon and lepton asymmetries for charge-separated pions and kaons, and for protons and anti-protons for data collected on hydrogen and deuterium targets are presented and discussed. The extraction is performed in one and in three dimensions in the kinematic variables x_B , z , and $P_{h\perp}$.

The asymmetries are found to be positive, rising as a function of z for positively and negatively charged pions, while those for positively charged kaons are found to be slightly positive, but without a specific kinematic dependence. The asymmetries for negatively charged kaons, protons, and anti-protons are found to be compatible with zero. No significant differences are observed between the measurements on hydrogen and deuterium targets.

The virtual-photon asymmetries for pions are found to be in good agreement with the measurement from the COMPASS experiment [51], while a comparison with the results from the CLAS

experiment [49] suggests a change of sign with increasing x_B of the asymmetry for negatively charged pions.

The present results constitute the first three-dimensional extraction for charge-separated pions, complementing the existing one-dimensional and two-dimensional measurements for identified charged pions [47–50] and the one-dimensional results for unidentified hadrons [51]. For the first time, results for the beam-helicity asymmetry are presented for charged kaons, for protons, and for anti-protons. The results are presented binned in one dimension and in three dimensions. These data can serve therefore as useful input to understand twist-3 PDFs and FFs and quark-gluon-quark correlations inside the nucleon and in hadronization, and disentangle the contributions from the various twist-3 PDFs and FFs to the beam-helicity asymmetry.

Acknowledgements

We gratefully acknowledge the DESY management for its support, the staff at DESY and the collaborating institutions for their significant effort. This work was supported by the State Committee of Science of the Republic of Armenia, Grant No. 18T-1C180; the FWO-Flanders and IWT, Belgium; the Natural Sciences and Engineering Research Council of Canada; the National Natural Science Foundation of China; the Alexander von Humboldt-Stiftung, the German Bundesministerium für Bildung und Forschung (BMBF), and the Deutsche Forschungsgemeinschaft (DFG); the Italian Istituto Nazionale di Fisica Nucleare (INFN); the MEXT, JSPS, and G-COE of Japan; the Dutch Foundation for Fundamenteel Onderzoek der Materie (FOM); the Russian Academy of Sciences and the Russian Federal Agency for Science and Innovation; the Ikerbasque, Basque Foundation for Science, the Basque Government, Grant No. IT956-16, and MINECO (Juan de la Cierva), Spain; the U.K. Engineering and Physical Sciences Research Council, the Science and Technology Facilities Council, and the Scottish Universities Physics Alliance; as well as the U.S. Department of Energy (DOE) and the National Science Foundation (NSF).

Appendix A. Extracted asymmetries and average kinematics

See Tables A.1–A.26.

Table A.1

One-dimensional lepton asymmetry (column 8) and virtual-photon asymmetry (column 9) for positively charged pions as a function of x_B , z , and $P_{h\perp}$ for data collected on a hydrogen target. The bin intervals are given in the first two columns. The average values of the indicated kinematic variables are given in columns 3 to 7. For the quoted uncertainties, the first is statistical, while the second is systematic.

Kinematic bin	Average value					π^+		
	$\langle x_B \rangle$	$\langle y \rangle$	$\langle Q^2 \rangle$ [GeV ²]	$\langle z \rangle$	$\langle P_{h\perp} \rangle$ [GeV]	$\bar{A}_{LU}^{\sin(\phi)}$	$A_{LU}^{\sin(\phi)}$	
x_B	0.023 – 0.040	0.034	0.703	1.207	0.340	0.494	$0.0019 \pm 0.0053 \pm 0.0009$	$0.0032 \pm 0.0078 \pm 0.0017$
	0.040 – 0.060	0.050	0.589	1.511	0.359	0.429	$0.0122 \pm 0.0037 \pm 0.0000$	$0.0200 \pm 0.0060 \pm 0.0007$
	0.060 – 0.080	0.069	0.529	1.897	0.371	0.391	$0.0093 \pm 0.0040 \pm 0.0007$	$0.0150 \pm 0.0070 \pm 0.0007$
	0.080 – 0.110	0.094	0.495	2.396	0.379	0.369	$0.0092 \pm 0.0039 \pm 0.0008$	$0.0159 \pm 0.0071 \pm 0.0017$
	0.110 – 0.400	0.174	0.460	4.110	0.383	0.351	$0.0121 \pm 0.0031 \pm 0.0006$	$0.0222 \pm 0.0058 \pm 0.0019$
z	0.200 – 0.300	0.091	0.573	2.504	0.248	0.354	$0.0074 \pm 0.0028 \pm 0.0028$	$0.0112 \pm 0.0047 \pm 0.0035$
	0.300 – 0.400	0.099	0.531	2.500	0.346	0.394	$0.0046 \pm 0.0033 \pm 0.0033$	$0.0086 \pm 0.0057 \pm 0.0051$
	0.400 – 0.500	0.102	0.511	2.491	0.446	0.427	$0.0147 \pm 0.0041 \pm 0.0034$	$0.0265 \pm 0.0074 \pm 0.0056$
	0.500 – 0.600	0.103	0.497	2.461	0.547	0.453	$0.0136 \pm 0.0051 \pm 0.0042$	$0.0258 \pm 0.0093 \pm 0.0066$
	0.600 – 0.700	0.104	0.482	2.435	0.647	0.465	$0.0246 \pm 0.0062 \pm 0.0048$	$0.0420 \pm 0.0116 \pm 0.0089$
	0.700 – 0.800	0.107	0.452	2.397	0.747	0.448	$0.0228 \pm 0.0075 \pm 0.0050$	$0.0437 \pm 0.0146 \pm 0.0102$
	0.800 – 1.000	0.112	0.409	2.312	0.878	0.386	$0.0060 \pm 0.0075 \pm 0.0062$	$0.0138 \pm 0.0158 \pm 0.0133$
$P_{h\perp}$ [GeV]	0.050 – 0.250	0.110	0.476	2.588	0.352	0.165	$0.0054 \pm 0.0032 \pm 0.0029$	$0.0097 \pm 0.0060 \pm 0.0043$
	0.250 – 0.450	0.098	0.532	2.504	0.362	0.347	$0.0140 \pm 0.0028 \pm 0.0024$	$0.0229 \pm 0.0049 \pm 0.0042$
	0.450 – 0.650	0.088	0.575	2.416	0.373	0.537	$0.0113 \pm 0.0036 \pm 0.0033$	$0.0185 \pm 0.0060 \pm 0.0055$
	0.650 – 0.850	0.082	0.606	2.380	0.409	0.732	$0.0052 \pm 0.0059 \pm 0.0034$	$0.0076 \pm 0.0094 \pm 0.0058$
	0.850 – 1.800	0.076	0.640	2.345	0.470	0.996	$0.0058 \pm 0.0093 \pm 0.0054$	$0.0083 \pm 0.0145 \pm 0.0088$

Table A.2

One-dimensional lepton asymmetry (column 8) and virtual-photon asymmetry (column 9) for negatively charged pions as a function of x_B , z , and $P_{h\perp}$ for data collected on a hydrogen target. The bin intervals are given in the first two columns. The average values of the indicated kinematic variables are given in columns 3 to 7. For the quoted uncertainties, the first is statistical, while the second is systematic.

Kinematic bin		Average value					π^-	
		$\langle x_B \rangle$	$\langle y \rangle$	$\langle Q^2 \rangle$ [GeV ²]	$\langle z \rangle$	$\langle P_{h\perp} \rangle$ [GeV]	$\bar{A}_{LU}^{\sin(\phi)}$	$A_{LU}^{\sin(\phi)}$
x_B	0.023 – 0.040	0.033	0.705	1.206	0.335	0.491	$0.0099 \pm 0.0060 \pm 0.0040$	$0.0149 \pm 0.0088 \pm 0.0062$
	0.040 – 0.060	0.050	0.590	1.511	0.353	0.426	$0.0061 \pm 0.0043 \pm 0.0008$	$0.0109 \pm 0.0070 \pm 0.0013$
	0.060 – 0.080	0.069	0.530	1.900	0.364	0.388	$0.0061 \pm 0.0047 \pm 0.0010$	$0.0074 \pm 0.0082 \pm 0.0020$
	0.080 – 0.110	0.094	0.495	2.394	0.371	0.367	$0.0033 \pm 0.0047 \pm 0.0005$	$0.0038 \pm 0.0086 \pm 0.0019$
	0.110 – 0.400	0.173	0.459	4.060	0.373	0.353	$-0.0024 \pm 0.0039 \pm 0.0013$	$-0.0062 \pm 0.0072 \pm 0.0034$
z	0.200 – 0.300	0.088	0.578	2.440	0.247	0.362	$0.0022 \pm 0.0033 \pm 0.0002$	$0.0025 \pm 0.0054 \pm 0.0004$
	0.300 – 0.400	0.095	0.535	2.415	0.346	0.403	$0.0020 \pm 0.0040 \pm 0.0025$	$0.0036 \pm 0.0068 \pm 0.0041$
	0.400 – 0.500	0.097	0.513	2.387	0.446	0.431	$-0.0016 \pm 0.0050 \pm 0.0054$	$-0.0050 \pm 0.0089 \pm 0.0091$
	0.500 – 0.600	0.098	0.499	2.345	0.546	0.446	$0.0125 \pm 0.0064 \pm 0.0087$	$0.0267 \pm 0.0117 \pm 0.0146$
	0.600 – 0.700	0.098	0.481	2.283	0.646	0.442	$0.0194 \pm 0.0080 \pm 0.0108$	$0.0376 \pm 0.0149 \pm 0.0186$
	0.700 – 0.800	0.099	0.450	2.199	0.747	0.410	$0.0259 \pm 0.0098 \pm 0.0127$	$0.0554 \pm 0.0191 \pm 0.0233$
	0.800 – 1.000	0.102	0.414	2.108	0.873	0.346	$0.0248 \pm 0.0100 \pm 0.0137$	$0.0459 \pm 0.0209 \pm 0.0279$
$P_{h\perp}$ [GeV]	0.050 – 0.250	0.105	0.478	2.493	0.348	0.165	$0.0043 \pm 0.0038 \pm 0.0030$	$0.0069 \pm 0.0071 \pm 0.0056$
	0.250 – 0.450	0.094	0.538	2.405	0.356	0.347	$0.0066 \pm 0.0034 \pm 0.0033$	$0.0113 \pm 0.0058 \pm 0.0057$
	0.450 – 0.650	0.085	0.582	2.343	0.360	0.538	$0.0037 \pm 0.0043 \pm 0.0050$	$0.0053 \pm 0.0071 \pm 0.0076$
	0.650 – 0.850	0.080	0.611	2.334	0.391	0.732	$-0.0020 \pm 0.0070 \pm 0.0046$	$-0.0026 \pm 0.0112 \pm 0.0067$
	0.850 – 1.800	0.074	0.642	2.298	0.450	0.997	$-0.0183 \pm 0.0113 \pm 0.0030$	$-0.0267 \pm 0.0174 \pm 0.0045$

Table A.3

One-dimensional lepton asymmetry (column 8) and virtual-photon asymmetry (column 9) for positively charged kaons as a function of x_B , z , and $P_{h\perp}$ for data collected on a hydrogen target. The bin intervals are given in the first two columns. The average values of the indicated kinematic variables are given in columns 3 to 7. For the quoted uncertainties, the first is statistical, while the second is systematic.

Kinematic bin		Average value					K^+	
		$\langle x_B \rangle$	$\langle y \rangle$	$\langle Q^2 \rangle$ [GeV ²]	$\langle z \rangle$	$\langle P_{h\perp} \rangle$ [GeV]	$\bar{A}_{LU}^{\sin(\phi)}$	$A_{LU}^{\sin(\phi)}$
x_B	0.023 – 0.040	0.034	0.703	1.210	0.366	0.527	$-0.0086 \pm 0.0148 \pm 0.0079$	$-0.0123 \pm 0.0218 \pm 0.0110$
	0.040 – 0.060	0.050	0.590	1.515	0.384	0.452	$0.0154 \pm 0.0102 \pm 0.0063$	$0.0214 \pm 0.0166 \pm 0.0101$
	0.060 – 0.080	0.070	0.532	1.913	0.397	0.410	$-0.0032 \pm 0.0108 \pm 0.0090$	$-0.0058 \pm 0.0189 \pm 0.0140$
	0.080 – 0.110	0.094	0.501	2.429	0.406	0.386	$0.0145 \pm 0.0105 \pm 0.0063$	$0.0269 \pm 0.0190 \pm 0.0106$
	0.110 – 0.400	0.174	0.472	4.217	0.413	0.364	$0.0149 \pm 0.0083 \pm 0.0072$	$0.0312 \pm 0.0151 \pm 0.0150$
z	0.200 – 0.300	0.091	0.577	2.543	0.250	0.353	$0.0037 \pm 0.0090 \pm 0.0011$	$0.0107 \pm 0.0144 \pm 0.0014$
	0.300 – 0.400	0.099	0.540	2.574	0.348	0.396	$0.0167 \pm 0.0089 \pm 0.0029$	$0.0282 \pm 0.0151 \pm 0.0043$
	0.400 – 0.500	0.103	0.521	2.592	0.447	0.436	$0.0107 \pm 0.0102 \pm 0.0043$	$0.0133 \pm 0.0183 \pm 0.0077$
	0.500 – 0.600	0.105	0.511	2.594	0.547	0.473	$0.0109 \pm 0.0119 \pm 0.0059$	$0.0204 \pm 0.0218 \pm 0.0126$
	0.600 – 0.700	0.108	0.498	2.619	0.647	0.505	$0.0004 \pm 0.0142 \pm 0.0089$	$-0.0060 \pm 0.0262 \pm 0.0204$
	0.700 – 0.800	0.113	0.469	2.647	0.746	0.508	$0.0110 \pm 0.0171 \pm 0.0100$	$0.0220 \pm 0.0326 \pm 0.0222$
	0.800 – 1.000	0.116	0.431	2.534	0.867	0.471	$0.0114 \pm 0.0189 \pm 0.0029$	$0.0334 \pm 0.0383 \pm 0.0099$
$P_{h\perp}$ [GeV]	0.050 – 0.250	0.112	0.482	2.691	0.370	0.164	$0.0075 \pm 0.0088 \pm 0.0037$	$0.0151 \pm 0.0161 \pm 0.0080$
	0.250 – 0.450	0.102	0.531	2.611	0.389	0.347	$0.0091 \pm 0.0079 \pm 0.0045$	$0.0181 \pm 0.0137 \pm 0.0074$
	0.450 – 0.650	0.091	0.569	2.496	0.404	0.540	$0.0199 \pm 0.0098 \pm 0.0056$	$0.0290 \pm 0.0162 \pm 0.0087$
	0.650 – 0.850	0.084	0.601	2.429	0.437	0.734	$-0.0025 \pm 0.0144 \pm 0.0052$	$-0.0082 \pm 0.0233 \pm 0.0072$
	0.850 – 1.800	0.076	0.640	2.361	0.488	1.010	$-0.0033 \pm 0.0208 \pm 0.0036$	$-0.0023 \pm 0.0325 \pm 0.0054$

Table A.4

One-dimensional lepton asymmetry (column 8) and virtual-photon asymmetry (column 9) for negatively charged kaons as a function of x_B , z , and $P_{h\perp}$ for data collected on a hydrogen target. The bin intervals are given in the first two columns. The average values of the indicated kinematic variables are given in columns 3 to 7. For the quoted uncertainties, the first is statistical, while the second is systematic.

Kinematic bin		Average value					K^-	
		$\langle x_B \rangle$	$\langle y \rangle$	$\langle Q^2 \rangle$ [GeV ²]	$\langle z \rangle$	$\langle P_{h\perp} \rangle$ [GeV]	$\bar{A}_{LU}^{\sin(\phi)}$	$A_{LU}^{\sin(\phi)}$
x_B	0.023 – 0.040	0.033	0.708	1.211	0.343	0.513	$-0.0301 \pm 0.0199 \pm 0.0096$	$-0.0422 \pm 0.0293 \pm 0.0124$
	0.040 – 0.060	0.050	0.598	1.532	0.356	0.437	$-0.0054 \pm 0.0148 \pm 0.0096$	$-0.0135 \pm 0.0238 \pm 0.0129$
	0.060 – 0.080	0.069	0.543	1.947	0.363	0.398	$0.0078 \pm 0.0165 \pm 0.0057$	$0.0179 \pm 0.0284 \pm 0.0080$
	0.080 – 0.110	0.094	0.513	2.481	0.369	0.375	$0.0010 \pm 0.0168 \pm 0.0048$	$-0.0004 \pm 0.0296 \pm 0.0066$
	0.110 – 0.400	0.171	0.479	4.182	0.369	0.363	$0.0085 \pm 0.0143 \pm 0.0007$	$0.0231 \pm 0.0256 \pm 0.0009$
z	0.200 – 0.300	0.086	0.590	2.456	0.248	0.369	$0.0015 \pm 0.0120 \pm 0.0040$	$0.0038 \pm 0.0191 \pm 0.0040$
	0.300 – 0.400	0.092	0.550	2.432	0.346	0.415	$-0.0049 \pm 0.0134 \pm 0.0023$	$-0.0117 \pm 0.0225 \pm 0.0022$
	0.400 – 0.500	0.093	0.530	2.372	0.446	0.445	$-0.0137 \pm 0.0169 \pm 0.0015$	$-0.0246 \pm 0.0297 \pm 0.0035$
	0.500 – 0.600	0.093	0.525	2.323	0.545	0.460	$-0.0019 \pm 0.0216 \pm 0.0023$	$-0.0037 \pm 0.0385 \pm 0.0035$
	0.600 – 0.700	0.093	0.526	2.356	0.644	0.492	$0.0412 \pm 0.0308 \pm 0.0050$	$0.0797 \pm 0.0543 \pm 0.0087$
	0.700 – 0.800	0.093	0.508	2.318	0.741	0.480	$0.0433 \pm 0.0482 \pm 0.0078$	$0.0781 \pm 0.0861 \pm 0.0123$
	0.800 – 1.000	0.089	0.502	2.234	0.847	0.435	$0.0293 \pm 0.0902 \pm 0.0095$	$0.0594 \pm 0.1609 \pm 0.0154$
$P_{h\perp}$ [GeV]	0.050 – 0.250	0.102	0.494	2.502	0.346	0.163	$0.0075 \pm 0.0136 \pm 0.0021$	$0.0167 \pm 0.0245 \pm 0.0039$
	0.250 – 0.450	0.091	0.555	2.429	0.354	0.347	$0.0080 \pm 0.0123 \pm 0.0044$	$0.0107 \pm 0.0207 \pm 0.0067$
	0.450 – 0.650	0.083	0.594	2.354	0.359	0.540	$0.0055 \pm 0.0151 \pm 0.0074$	$0.0099 \pm 0.0244 \pm 0.0094$
	0.650 – 0.850	0.079	0.623	2.346	0.388	0.734	$-0.0674 \pm 0.0227 \pm 0.0078$	$-0.0995 \pm 0.0356 \pm 0.0092$
	0.850 – 1.800	0.071	0.659	2.265	0.444	1.003	$-0.0160 \pm 0.0333 \pm 0.0085$	$-0.0173 \pm 0.0508 \pm 0.0098$

Table A.5

One-dimensional lepton asymmetry (column 8) and virtual-photon asymmetry (column 9) for protons as a function of x_B , z , and $P_{h\perp}$ for data collected on a hydrogen target. The bin intervals are given in the first two columns. The average values of the indicated kinematic variables are given in columns 3 to 7. For the quoted uncertainties, the first is statistical, while the second is systematic.

Kinematic bin	Average value					p		
	$\langle x_B \rangle$	$\langle y \rangle$	$\langle Q^2 \rangle$ [GeV ²]	$\langle z \rangle$	$\langle P_{h\perp} \rangle$ [GeV]	$\bar{A}_{LU}^{\sin(\phi)}$	$A_{LU}^{\sin(\phi)}$	
x_B	0.023 – 0.040	0.033	0.708	1.211	0.363	0.539	$-0.0055 \pm 0.0174 \pm 0.0094$	$-0.0083 \pm 0.0256 \pm 0.0130$
	0.040 – 0.060	0.050	0.603	1.546	0.404	0.483	$0.0222 \pm 0.0125 \pm 0.0117$	$0.0356 \pm 0.0202 \pm 0.0175$
	0.060 – 0.080	0.069	0.552	1.980	0.430	0.448	$0.0075 \pm 0.0137 \pm 0.0174$	$0.0164 \pm 0.0236 \pm 0.0279$
	0.080 – 0.110	0.094	0.527	2.553	0.445	0.424	$0.0039 \pm 0.0134 \pm 0.0133$	$0.0089 \pm 0.0238 \pm 0.0237$
	0.110 – 0.400	0.178	0.493	4.476	0.462	0.395	$-0.0067 \pm 0.0103 \pm 0.0079$	$-0.0157 \pm 0.0187 \pm 0.0153$
z	0.200 – 0.300	0.071	0.695	2.488	0.258	0.468	$-0.0031 \pm 0.0142 \pm 0.0126$	$-0.0052 \pm 0.0209 \pm 0.0185$
	0.300 – 0.400	0.092	0.591	2.677	0.351	0.442	$-0.0141 \pm 0.0108 \pm 0.0110$	$-0.0227 \pm 0.0175 \pm 0.0159$
	0.400 – 0.500	0.103	0.533	2.676	0.448	0.436	$0.0225 \pm 0.0112 \pm 0.0082$	$0.0433 \pm 0.0198 \pm 0.0096$
	0.500 – 0.600	0.111	0.493	2.665	0.546	0.444	$0.0046 \pm 0.0134 \pm 0.0075$	$0.0058 \pm 0.0255 \pm 0.0094$
	0.600 – 0.700	0.117	0.461	2.623	0.644	0.463	$0.0156 \pm 0.0181 \pm 0.0001$	$0.0438 \pm 0.0357 \pm 0.0061$
	0.700 – 0.800	0.122	0.427	2.575	0.741	0.482	$-0.0109 \pm 0.0278 \pm 0.0042$	$-0.0250 \pm 0.0570 \pm 0.0068$
$P_{h\perp}$ [GeV]	0.800 – 1.000	0.130	0.380	2.489	0.861	0.486	$0.0433 \pm 0.0444 \pm 0.0056$	$0.1094 \pm 0.0997 \pm 0.0101$
	0.050 – 0.250	0.113	0.512	2.880	0.437	0.168	$-0.0125 \pm 0.0121 \pm 0.0041$	$-0.0214 \pm 0.0216 \pm 0.0085$
	0.250 – 0.450	0.102	0.550	2.705	0.428	0.349	$0.0189 \pm 0.0100 \pm 0.0040$	$0.0327 \pm 0.0172 \pm 0.0058$
	0.450 – 0.650	0.090	0.588	2.528	0.416	0.542	$0.0158 \pm 0.0114 \pm 0.0029$	$0.0222 \pm 0.0189 \pm 0.0030$
	0.650 – 0.850	0.082	0.605	2.385	0.419	0.736	$-0.0164 \pm 0.0161 \pm 0.0039$	$-0.0182 \pm 0.0262 \pm 0.0050$
0.850 – 1.800	0.080	0.614	2.352	0.451	0.995	$-0.0237 \pm 0.0249 \pm 0.0086$	$-0.0369 \pm 0.0398 \pm 0.0114$	

Table A.6

One-dimensional lepton asymmetry (column 8) and virtual-photon asymmetry (column 9) for anti-protons as a function of x_B , z , and $P_{h\perp}$ for data collected on a hydrogen target. The bin intervals are given in the first two columns. The average values of the indicated kinematic variables are given in columns 3 to 7. For the quoted uncertainties, the first is statistical, while the second is systematic.

Kinematic bin	Average value					\bar{p}		
	$\langle x_B \rangle$	$\langle y \rangle$	$\langle Q^2 \rangle$ [GeV ²]	$\langle z \rangle$	$\langle P_{h\perp} \rangle$ [GeV]	$\bar{A}_{LU}^{\sin(\phi)}$	$A_{LU}^{\sin(\phi)}$	
x_B	0.023 – 0.040	0.033	0.724	1.227	0.343	0.527	$0.0098 \pm 0.0362 \pm 0.0130$	$0.0169 \pm 0.0530 \pm 0.0183$
	0.040 – 0.060	0.049	0.647	1.645	0.368	0.491	$0.0158 \pm 0.0312 \pm 0.0084$	$0.0195 \pm 0.0481 \pm 0.0109$
	0.060 – 0.080	0.069	0.619	2.214	0.380	0.468	$-0.0340 \pm 0.0384 \pm 0.0183$	$-0.0393 \pm 0.0610 \pm 0.0268$
	0.080 – 0.110	0.094	0.600	2.902	0.384	0.450	$0.0055 \pm 0.0403 \pm 0.0128$	$0.0103 \pm 0.0645 \pm 0.0195$
	0.110 – 0.400	0.169	0.562	4.833	0.393	0.418	$-0.0232 \pm 0.0344 \pm 0.0060$	$-0.0376 \pm 0.0569 \pm 0.0055$
z	0.200 – 0.300	0.068	0.711	2.431	0.256	0.469	$-0.0540 \pm 0.0291 \pm 0.0121$	$-0.0782 \pm 0.0426 \pm 0.0185$
	0.300 – 0.400	0.082	0.629	2.536	0.347	0.474	$0.0274 \pm 0.0267 \pm 0.0030$	$0.0403 \pm 0.0416 \pm 0.0014$
	0.400 – 0.500	0.086	0.592	2.480	0.446	0.479	$-0.0121 \pm 0.0343 \pm 0.0020$	$-0.0032 \pm 0.0569 \pm 0.0089$
	0.500 – 0.600	0.087	0.561	2.380	0.543	0.477	$0.0712 \pm 0.0513 \pm 0.0064$	$0.1399 \pm 0.0880 \pm 0.0242$
	0.600 – 0.700	0.090	0.536	2.335	0.641	0.486	$-0.0425 \pm 0.0861 \pm 0.0208$	$-0.0622 \pm 0.1495 \pm 0.0524$
	0.700 – 0.800							
$P_{h\perp}$ [GeV]	0.800 – 1.000							
	0.050 – 0.250	0.094	0.587	2.735	0.384	0.170	$-0.0071 \pm 0.0391 \pm 0.0126$	$-0.0226 \pm 0.0627 \pm 0.0217$
	0.250 – 0.450	0.082	0.629	2.529	0.369	0.353	$-0.0056 \pm 0.0284 \pm 0.0209$	$-0.0081 \pm 0.0446 \pm 0.0278$
	0.450 – 0.650	0.075	0.651	2.397	0.360	0.544	$0.0150 \pm 0.0294 \pm 0.0189$	$0.0329 \pm 0.0458 \pm 0.0252$
	0.650 – 0.850	0.070	0.660	2.280	0.372	0.734	$-0.0306 \pm 0.0392 \pm 0.0161$	$-0.0428 \pm 0.0607 \pm 0.0229$
0.850 – 1.800	0.065	0.676	2.199	0.408	0.986	$-0.0044 \pm 0.0652 \pm 0.0033$	$0.0076 \pm 0.0998 \pm 0.0017$	

Table A.7

One-dimensional lepton asymmetry (column 8) and virtual-photon asymmetry (column 9) for positively charged pions as a function of x_B , z , and $P_{h\perp}$ for data collected on a deuterium target. The bin intervals are given in the first two columns. The average values of the indicated kinematic variables are given in columns 3 to 7. For the quoted uncertainties, the first is statistical, while the second is systematic.

Kinematic bin	Average value					π^+		
	$\langle x_B \rangle$	$\langle y \rangle$	$\langle Q^2 \rangle$ [GeV ²]	$\langle z \rangle$	$\langle P_{h\perp} \rangle$ [GeV]	$\bar{A}_{LU}^{\sin(\phi)}$	$A_{LU}^{\sin(\phi)}$	
x_B	0.023 – 0.040	0.033	0.704	1.207	0.341	0.490	$0.0063 \pm 0.0061 \pm 0.0012$	$0.0097 \pm 0.0091 \pm 0.0014$
	0.040 – 0.060	0.050	0.589	1.511	0.361	0.426	$0.0017 \pm 0.0044 \pm 0.0002$	$0.0031 \pm 0.0071 \pm 0.0016$
	0.060 – 0.080	0.069	0.528	1.895	0.373	0.388	$0.0049 \pm 0.0047 \pm 0.0010$	$0.0115 \pm 0.0084 \pm 0.0036$
	0.080 – 0.110	0.094	0.494	2.390	0.381	0.367	$0.0062 \pm 0.0047 \pm 0.0005$	$0.0137 \pm 0.0087 \pm 0.0024$
	0.110 – 0.400	0.172	0.460	4.049	0.385	0.351	$0.0186 \pm 0.0040 \pm 0.0002$	$0.0317 \pm 0.0073 \pm 0.0005$
z	0.200 – 0.300	0.087	0.578	2.425	0.248	0.355	$0.0081 \pm 0.0034 \pm 0.0026$	$0.0128 \pm 0.0056 \pm 0.0023$
	0.300 – 0.400	0.095	0.536	2.422	0.346	0.395	$0.0077 \pm 0.0040 \pm 0.0013$	$0.0122 \pm 0.0069 \pm 0.0010$
	0.400 – 0.500	0.098	0.514	2.410	0.446	0.426	$0.0104 \pm 0.0050 \pm 0.0020$	$0.0194 \pm 0.0089 \pm 0.0026$
	0.500 – 0.600	0.099	0.500	2.378	0.547	0.450	$0.0066 \pm 0.0061 \pm 0.0010$	$0.0129 \pm 0.0112 \pm 0.0005$
	0.600 – 0.700	0.100	0.482	2.347	0.647	0.458	$0.0099 \pm 0.0074 \pm 0.0011$	$0.0203 \pm 0.0139 \pm 0.0010$
	0.700 – 0.800	0.103	0.452	2.303	0.747	0.440	$0.0067 \pm 0.0090 \pm 0.0040$	$0.0156 \pm 0.0176 \pm 0.0082$
$P_{h\perp}$ [GeV]	0.800 – 1.000	0.108	0.410	2.212	0.876	0.378	$0.0124 \pm 0.0091 \pm 0.0020$	$0.0204 \pm 0.0190 \pm 0.0053$
	0.050 – 0.250	0.105	0.479	2.504	0.354	0.165	$0.0116 \pm 0.0039 \pm 0.0007$	$0.0230 \pm 0.0072 \pm 0.0026$
	0.250 – 0.450	0.094	0.536	2.417	0.364	0.347	$0.0090 \pm 0.0034 \pm 0.0018$	$0.0145 \pm 0.0059 \pm 0.0047$
	0.450 – 0.650	0.085	0.579	2.339	0.374	0.537	$0.0099 \pm 0.0044 \pm 0.0033$	$0.0169 \pm 0.0072 \pm 0.0064$
	0.650 – 0.850	0.080	0.609	2.316	0.409	0.732	$-0.0034 \pm 0.0071 \pm 0.0046$	$-0.0041 \pm 0.0114 \pm 0.0078$
0.850 – 1.800	0.074	0.641	2.289	0.469	0.995	$-0.0060 \pm 0.0113 \pm 0.0050$	$-0.0113 \pm 0.0175 \pm 0.0075$	

Table A.8

One-dimensional lepton asymmetry (column 8) and virtual-photon asymmetry (column 9) for negatively charged pions as a function of x_B , z , and $P_{h\perp}$ for data collected on a deuterium target. The bin intervals are given in the first two columns. The average values of the indicated kinematic variables are given in columns 3 to 7. For the quoted uncertainties, the first is statistical, while the second is systematic.

Kinematic bin		Average value					π^-	
		$\langle x_B \rangle$	$\langle y \rangle$	$\langle Q^2 \rangle$ [GeV ²]	$\langle z \rangle$	$\langle P_{h\perp} \rangle$ [GeV]	$\bar{A}_{LU}^{\sin(\phi)}$	$A_{LU}^{\sin(\phi)}$
x_B	0.023 – 0.040	0.033	0.705	1.206	0.338	0.490	$-0.0032 \pm 0.0066 \pm 0.0025$	$-0.0051 \pm 0.0097 \pm 0.0033$
	0.040 – 0.060	0.050	0.590	1.510	0.356	0.425	$0.0062 \pm 0.0048 \pm 0.0014$	$0.0082 \pm 0.0078 \pm 0.0019$
	0.060 – 0.080	0.069	0.528	1.893	0.368	0.386	$0.0081 \pm 0.0053 \pm 0.0030$	$0.0133 \pm 0.0093 \pm 0.0049$
	0.080 – 0.110	0.094	0.493	2.384	0.376	0.366	$0.0187 \pm 0.0053 \pm 0.0033$	$0.0357 \pm 0.0097 \pm 0.0050$
	0.110 – 0.400	0.170	0.458	3.995	0.378	0.353	$0.0037 \pm 0.0046 \pm 0.0042$	$0.0086 \pm 0.0085 \pm 0.0073$
z	0.200 – 0.300	0.085	0.581	2.374	0.248	0.361	$0.0041 \pm 0.0037 \pm 0.0001$	$0.0050 \pm 0.0061 \pm 0.0002$
	0.300 – 0.400	0.092	0.538	2.358	0.346	0.403	$0.0073 \pm 0.0045 \pm 0.0010$	$0.0140 \pm 0.0077 \pm 0.0009$
	0.400 – 0.500	0.095	0.515	2.333	0.446	0.430	$0.0097 \pm 0.0056 \pm 0.0033$	$0.0166 \pm 0.0100 \pm 0.0049$
	0.500 – 0.600	0.095	0.500	2.288	0.546	0.445	$0.0164 \pm 0.0071 \pm 0.0057$	$0.0289 \pm 0.0129 \pm 0.0091$
	0.600 – 0.700	0.096	0.481	2.238	0.646	0.442	$0.0029 \pm 0.0087 \pm 0.0054$	$0.0059 \pm 0.0164 \pm 0.0091$
	0.700 – 0.800	0.098	0.449	2.172	0.747	0.411	$0.0249 \pm 0.0108 \pm 0.0051$	$0.0461 \pm 0.0211 \pm 0.0098$
	0.800 – 1.000	0.102	0.409	2.087	0.877	0.342	$0.0167 \pm 0.0107 \pm 0.0026$	$0.0249 \pm 0.0225 \pm 0.0051$
$P_{h\perp}$ [GeV]	0.050 – 0.250	0.102	0.481	2.426	0.352	0.165	$0.0092 \pm 0.0043 \pm 0.0024$	$0.0152 \pm 0.0080 \pm 0.0039$
	0.250 – 0.450	0.091	0.539	2.348	0.360	0.347	$0.0132 \pm 0.0038 \pm 0.0029$	$0.0230 \pm 0.0066 \pm 0.0039$
	0.450 – 0.650	0.082	0.583	2.282	0.364	0.537	$-0.0015 \pm 0.0049 \pm 0.0028$	$-0.0023 \pm 0.0080 \pm 0.0034$
	0.650 – 0.850	0.078	0.613	2.280	0.395	0.731	$-0.0008 \pm 0.0080 \pm 0.0047$	$-0.0007 \pm 0.0127 \pm 0.0068$
	0.850 – 1.800	0.072	0.642	2.236	0.455	0.998	$-0.0010 \pm 0.0127 \pm 0.0074$	$-0.0006 \pm 0.0196 \pm 0.0111$

Table A.9

One-dimensional lepton asymmetry (column 8) and virtual-photon asymmetry (column 9) for positively charged kaons as a function of x_B , z , and $P_{h\perp}$ for data collected on a deuterium target. The bin intervals are given in the first two columns. The average values of the indicated kinematic variables are given in columns 3 to 7. For the quoted uncertainties, the first is statistical, while the second is systematic.

Kinematic bin		Average value					K^+	
		$\langle x_B \rangle$	$\langle y \rangle$	$\langle Q^2 \rangle$ [GeV ²]	$\langle z \rangle$	$\langle P_{h\perp} \rangle$ [GeV]	$\bar{A}_{LU}^{\sin(\phi)}$	$A_{LU}^{\sin(\phi)}$
x_B	0.023 – 0.040	0.034	0.703	1.208	0.366	0.520	$0.0235 \pm 0.0174 \pm 0.0164$	$0.0349 \pm 0.0256 \pm 0.0216$
	0.040 – 0.060	0.050	0.589	1.514	0.384	0.445	$0.0215 \pm 0.0120 \pm 0.0225$	$0.0415 \pm 0.0195 \pm 0.0310$
	0.060 – 0.080	0.069	0.531	1.905	0.396	0.404	$0.0090 \pm 0.0129 \pm 0.0167$	$0.0198 \pm 0.0226 \pm 0.0225$
	0.080 – 0.110	0.094	0.500	2.423	0.405	0.383	$0.0059 \pm 0.0129 \pm 0.0172$	$0.0109 \pm 0.0233 \pm 0.0264$
	0.110 – 0.400	0.171	0.471	4.144	0.412	0.364	$0.0005 \pm 0.0105 \pm 0.0129$	$0.0067 \pm 0.0191 \pm 0.0199$
z	0.200 – 0.300	0.087	0.580	2.454	0.250	0.354	$-0.0009 \pm 0.0108 \pm 0.0102$	$0.0080 \pm 0.0173 \pm 0.0126$
	0.300 – 0.400	0.095	0.543	2.484	0.348	0.395	$0.0252 \pm 0.0108 \pm 0.0126$	$0.0504 \pm 0.0183 \pm 0.0147$
	0.400 – 0.500	0.099	0.523	2.498	0.447	0.436	$0.0015 \pm 0.0125 \pm 0.0151$	$0.0016 \pm 0.0222 \pm 0.0205$
	0.500 – 0.600	0.100	0.514	2.495	0.547	0.469	$0.0226 \pm 0.0146 \pm 0.0129$	$0.0480 \pm 0.0266 \pm 0.0192$
	0.600 – 0.700	0.104	0.500	2.544	0.646	0.501	$0.0020 \pm 0.0176 \pm 0.0172$	$-0.0040 \pm 0.0325 \pm 0.0287$
	0.700 – 0.800	0.108	0.470	2.532	0.746	0.500	$-0.0260 \pm 0.0215 \pm 0.0135$	$-0.0510 \pm 0.0406 \pm 0.0230$
	0.800 – 1.000	0.112	0.431	2.435	0.866	0.472	$0.0143 \pm 0.0242 \pm 0.0181$	$0.0310 \pm 0.0491 \pm 0.0339$
$P_{h\perp}$ [GeV]	0.050 – 0.250	0.107	0.485	2.582	0.370	0.164	$-0.0083 \pm 0.0107 \pm 0.0056$	$-0.0090 \pm 0.0194 \pm 0.0063$
	0.250 – 0.450	0.097	0.535	2.521	0.388	0.347	$0.0204 \pm 0.0096 \pm 0.0085$	$0.0363 \pm 0.0166 \pm 0.0090$
	0.450 – 0.650	0.087	0.572	2.402	0.402	0.540	$0.0236 \pm 0.0119 \pm 0.0104$	$0.0465 \pm 0.0198 \pm 0.0119$
	0.650 – 0.850	0.082	0.603	2.366	0.435	0.734	$0.0006 \pm 0.0177 \pm 0.0126$	$0.0053 \pm 0.0285 \pm 0.0162$
	0.850 – 1.800	0.075	0.642	2.319	0.488	1.010	$0.0034 \pm 0.0257 \pm 0.0017$	$0.0101 \pm 0.0400 \pm 0.0054$

Table A.10

One-dimensional lepton asymmetry (column 8) and virtual-photon asymmetry (column 9) for negatively charged kaons as a function of x_B , z , and $P_{h\perp}$ for data collected on a deuterium target. The bin intervals are given in the first two columns. The average values of the indicated kinematic variables are given in columns 3 to 7. For the quoted uncertainties, the first is statistical, while the second is systematic.

Kinematic bin		Average value					K^-	
		$\langle x_B \rangle$	$\langle y \rangle$	$\langle Q^2 \rangle$ [GeV ²]	$\langle z \rangle$	$\langle P_{h\perp} \rangle$ [GeV]	$\bar{A}_{LU}^{\sin(\phi)}$	$A_{LU}^{\sin(\phi)}$
x_B	0.023 – 0.040	0.033	0.708	1.211	0.348	0.509	$0.0014 \pm 0.0224 \pm 0.0233$	$0.0004 \pm 0.0329 \pm 0.0328$
	0.040 – 0.060	0.050	0.596	1.528	0.360	0.434	$-0.0229 \pm 0.0166 \pm 0.0214$	$-0.0356 \pm 0.0268 \pm 0.0323$
	0.060 – 0.080	0.069	0.541	1.937	0.370	0.395	$0.0144 \pm 0.0188 \pm 0.0242$	$0.0228 \pm 0.0325 \pm 0.0390$
	0.080 – 0.110	0.094	0.509	2.463	0.373	0.374	$-0.0151 \pm 0.0194 \pm 0.0259$	$-0.0315 \pm 0.0344 \pm 0.0439$
	0.110 – 0.400	0.168	0.476	4.092	0.373	0.359	$-0.0245 \pm 0.0170 \pm 0.0237$	$-0.0477 \pm 0.0305 \pm 0.0446$
z	0.200 – 0.300	0.083	0.590	2.383	0.249	0.366	$-0.0223 \pm 0.0140 \pm 0.0126$	$-0.0373 \pm 0.0224 \pm 0.0184$
	0.300 – 0.400	0.089	0.552	2.349	0.347	0.410	$-0.0241 \pm 0.0154 \pm 0.0039$	$-0.0313 \pm 0.0259 \pm 0.0038$
	0.400 – 0.500	0.090	0.534	2.306	0.446	0.444	$0.0129 \pm 0.0192 \pm 0.0128$	$0.0107 \pm 0.0336 \pm 0.0196$
	0.500 – 0.600	0.090	0.526	2.269	0.545	0.458	$0.0382 \pm 0.0243 \pm 0.0244$	$0.0744 \pm 0.0432 \pm 0.0421$
	0.600 – 0.700	0.090	0.527	2.295	0.643	0.497	$-0.0499 \pm 0.0343 \pm 0.0222$	$-0.1185 \pm 0.0607 \pm 0.0435$
	0.700 – 0.800	0.092	0.508	2.296	0.742	0.484	$0.0045 \pm 0.0520 \pm 0.0265$	$0.0152 \pm 0.0927 \pm 0.0584$
	0.800 – 1.000	0.085	0.502	2.141	0.850	0.432	$-0.0685 \pm 0.0948 \pm 0.0224$	$-0.1035 \pm 0.1688 \pm 0.0482$
$P_{h\perp}$ [GeV]	0.050 – 0.250	0.099	0.495	2.423	0.350	0.163	$-0.0121 \pm 0.0156 \pm 0.0156$	$-0.0264 \pm 0.0280 \pm 0.0279$
	0.250 – 0.450	0.088	0.554	2.349	0.358	0.347	$-0.0076 \pm 0.0141 \pm 0.0201$	$-0.0119 \pm 0.0239 \pm 0.0322$
	0.450 – 0.650	0.081	0.594	2.292	0.365	0.540	$0.0056 \pm 0.0175 \pm 0.0184$	$0.0045 \pm 0.0282 \pm 0.0271$
	0.650 – 0.850	0.075	0.627	2.263	0.395	0.734	$-0.0425 \pm 0.0260 \pm 0.0190$	$-0.0570 \pm 0.0406 \pm 0.0264$
	0.850 – 1.800	0.069	0.660	2.224	0.449	1.004	$-0.0489 \pm 0.0387 \pm 0.0296$	$-0.0763 \pm 0.0590 \pm 0.0426$

Table A.11

One-dimensional lepton asymmetry (column 8) and virtual-photon asymmetry (column 9) for protons as a function of x_B , z , and $P_{h\perp}$ for data collected on a deuterium target. The bin intervals are given in the first two columns. The average values of the indicated kinematic variables are given in columns 3 to 7. For the quoted uncertainties, the first is statistical, while the second is systematic.

Kinematic bin	Average value						p	
	$\langle x_B \rangle$	$\langle y \rangle$	$\langle Q^2 \rangle$ [GeV ²]	$\langle z \rangle$	$\langle P_{h\perp} \rangle$ [GeV]	$\tilde{A}_{LU}^{\sin(\phi)}$	$A_{LU}^{\sin(\phi)}$	
x_B	0.023 – 0.040	0.033	0.708	1.210	0.361	0.539	$0.0228 \pm 0.0202 \pm 0.0039$	$0.0341 \pm 0.0298 \pm 0.0049$
	0.040 – 0.060	0.050	0.603	1.544	0.403	0.481	$-0.0120 \pm 0.0149 \pm 0.0093$	$-0.0193 \pm 0.0241 \pm 0.0137$
	0.060 – 0.080	0.069	0.550	1.977	0.429	0.447	$0.0154 \pm 0.0163 \pm 0.0037$	$0.0244 \pm 0.0283 \pm 0.0067$
	0.080 – 0.110	0.094	0.527	2.553	0.443	0.424	$0.0072 \pm 0.0163 \pm 0.0050$	$0.0167 \pm 0.0289 \pm 0.0095$
	0.110 – 0.400	0.176	0.491	4.404	0.461	0.395	$0.0153 \pm 0.0129 \pm 0.0046$	$0.0220 \pm 0.0234 \pm 0.0134$
z	0.200 – 0.300	0.069	0.695	2.431	0.258	0.466	$0.0007 \pm 0.0169 \pm 0.0072$	$0.0035 \pm 0.0249 \pm 0.0106$
	0.300 – 0.400	0.089	0.593	2.595	0.351	0.447	$-0.0150 \pm 0.0130 \pm 0.0029$	$-0.0286 \pm 0.0209 \pm 0.0056$
	0.400 – 0.500	0.100	0.534	2.601	0.448	0.438	$0.0372 \pm 0.0136 \pm 0.0014$	$0.0604 \pm 0.0242 \pm 0.0041$
	0.500 – 0.600	0.108	0.493	2.588	0.546	0.447	$0.0008 \pm 0.0165 \pm 0.0006$	$0.0068 \pm 0.0314 \pm 0.0032$
	0.600 – 0.700	0.113	0.458	2.529	0.644	0.461	$0.0265 \pm 0.0223 \pm 0.0050$	$0.0710 \pm 0.0440 \pm 0.0095$
	0.700 – 0.800	0.117	0.426	2.470	0.742	0.482	$0.0441 \pm 0.0343 \pm 0.0013$	$0.0947 \pm 0.0702 \pm 0.0036$
	0.800 – 1.000	0.126	0.376	2.394	0.860	0.483	$-0.0903 \pm 0.0541 \pm 0.0080$	$-0.1489 \pm 0.1221 \pm 0.0135$
$P_{h\perp}$ [GeV]	0.050 – 0.250	0.109	0.514	2.793	0.435	0.168	$0.0102 \pm 0.0148 \pm 0.0023$	$0.0196 \pm 0.0262 \pm 0.0049$
	0.250 – 0.450	0.098	0.552	2.625	0.426	0.349	$0.0118 \pm 0.0121 \pm 0.0060$	$0.0181 \pm 0.0207 \pm 0.0085$
	0.450 – 0.650	0.087	0.590	2.451	0.412	0.542	$0.0044 \pm 0.0138 \pm 0.0017$	$0.0035 \pm 0.0228 \pm 0.0011$
	0.650 – 0.850	0.080	0.606	2.326	0.416	0.735	$0.0312 \pm 0.0195 \pm 0.0011$	$0.0505 \pm 0.0317 \pm 0.0035$
	0.850 – 1.800	0.079	0.614	2.310	0.451	0.996	$-0.0474 \pm 0.0303 \pm 0.0010$	$-0.0689 \pm 0.0483 \pm 0.0070$

Table A.12

One-dimensional lepton asymmetry (column 8) and virtual-photon asymmetry (column 9) for anti-protons as a function of x_B , z , and $P_{h\perp}$ for data collected on a deuterium target. The bin intervals are given in the first two columns. The average values of the indicated kinematic variables are given in columns 3 to 7. For the quoted uncertainties, the first is statistical, while the second is systematic.

Kinematic bin	Average value						\bar{p}	
	$\langle x_B \rangle$	$\langle y \rangle$	$\langle Q^2 \rangle$ [GeV ²]	$\langle z \rangle$	$\langle P_{h\perp} \rangle$ [GeV]	$\tilde{A}_{LU}^{\sin(\phi)}$	$A_{LU}^{\sin(\phi)}$	
x_B	0.023 – 0.040	0.033	0.723	1.227	0.345	0.527	$-0.0210 \pm 0.0411 \pm 0.0329$	$-0.0298 \pm 0.0602 \pm 0.0460$
	0.040 – 0.060	0.049	0.644	1.641	0.373	0.483	$0.0100 \pm 0.0357 \pm 0.0204$	$0.0101 \pm 0.0554 \pm 0.0288$
	0.060 – 0.080	0.069	0.614	2.201	0.385	0.460	$0.0119 \pm 0.0446 \pm 0.0220$	$0.0285 \pm 0.0710 \pm 0.0341$
	0.080 – 0.110	0.094	0.598	2.897	0.388	0.445	$-0.0309 \pm 0.0463 \pm 0.0168$	$-0.0680 \pm 0.0741 \pm 0.0221$
	0.110 – 0.400	0.166	0.560	4.738	0.397	0.414	$0.0563 \pm 0.0406 \pm 0.0177$	$0.1120 \pm 0.0670 \pm 0.0325$
z	0.200 – 0.300	0.068	0.710	2.427	0.256	0.462	$-0.0045 \pm 0.0337 \pm 0.0345$	$-0.0106 \pm 0.0493 \pm 0.0481$
	0.300 – 0.400	0.079	0.628	2.467	0.348	0.475	$0.0221 \pm 0.0311 \pm 0.0269$	$0.0279 \pm 0.0485 \pm 0.0411$
	0.400 – 0.500	0.084	0.591	2.408	0.446	0.469	$0.0053 \pm 0.0399 \pm 0.0200$	$0.0086 \pm 0.0658 \pm 0.0319$
	0.500 – 0.600	0.086	0.563	2.352	0.544	0.474	$-0.0098 \pm 0.0578 \pm 0.0049$	$0.0099 \pm 0.0982 \pm 0.0098$
	0.600 – 0.700	0.088	0.542	2.308	0.642	0.486	$0.0185 \pm 0.0943 \pm 0.0116$	$0.0669 \pm 0.1638 \pm 0.0152$
	0.700 – 0.800							
	0.800 – 1.000							
$P_{h\perp}$ [GeV]	0.050 – 0.250	0.091	0.588	2.669	0.386	0.169	$-0.0028 \pm 0.0442 \pm 0.0025$	$0.0103 \pm 0.0705 \pm 0.0083$
	0.250 – 0.450	0.082	0.626	2.508	0.373	0.353	$-0.0532 \pm 0.0327 \pm 0.0051$	$-0.0946 \pm 0.0514 \pm 0.0153$
	0.450 – 0.650	0.072	0.650	2.319	0.364	0.544	$0.0469 \pm 0.0340 \pm 0.0074$	$0.0717 \pm 0.0529 \pm 0.0091$
	0.650 – 0.850	0.069	0.659	2.236	0.375	0.735	$0.0273 \pm 0.0464 \pm 0.0129$	$0.0396 \pm 0.0719 \pm 0.0140$
	0.850 – 1.800	0.066	0.673	2.190	0.414	0.983	$0.1102 \pm 0.0764 \pm 0.0226$	$0.1808 \pm 0.1165 \pm 0.0215$

Table A.13

One-dimensional virtual-photon asymmetry $A_{LU}^{Q,\sin(\phi)}$ (column 8) for positively charged pions as a function of x_B , z , and $P_{h\perp}$ for data collected on a hydrogen target. The bin intervals are given in the first two columns. The average values of the indicated kinematic variables are given in columns 3 to 7. Only the statistical uncertainty is quoted.

Kinematic bin		Average value					π^+
		$\langle x_B \rangle$	$\langle y \rangle$	$\langle Q^2 \rangle$ [GeV ²]	$\langle z \rangle$	$\langle P_{h\perp} \rangle$ [GeV]	$A_{LU}^{Q,\sin(\phi)}$
x_B	0.023 – 0.040	0.034	0.703	1.207	0.340	0.494	0.0072 ± 0.0167
	0.040 – 0.060	0.050	0.589	1.511	0.359	0.429	0.0274 ± 0.0130
	0.060 – 0.080	0.070	0.529	1.897	0.371	0.391	0.0359 ± 0.0162
	0.080 – 0.110	0.094	0.495	2.396	0.379	0.369	0.0481 ± 0.0184
	0.110 – 0.400	0.173	0.460	4.110	0.383	0.351	0.0798 ± 0.0188
z	0.200 – 0.300	0.091	0.573	2.504	0.248	0.354	0.0156 ± 0.0065
	0.300 – 0.400	0.099	0.531	2.500	0.346	0.394	0.0115 ± 0.0081
	0.400 – 0.500	0.102	0.511	2.491	0.446	0.427	0.0294 ± 0.0103
	0.500 – 0.600	0.103	0.497	2.461	0.547	0.453	0.0337 ± 0.0130
	0.600 – 0.700	0.104	0.482	2.435	0.647	0.465	0.0562 ± 0.0161
	0.700 – 0.800	0.107	0.452	2.397	0.747	0.448	0.0506 ± 0.0202
$P_{h\perp}$ [GeV]	0.800 – 1.000	0.112	0.409	2.312	0.878	0.386	0.0192 ± 0.0217
	0.050 – 0.250	0.110	0.476	2.588	0.352	0.168	0.0461 ± 0.0167
	0.250 – 0.450	0.098	0.532	2.504	0.362	0.348	0.0595 ± 0.0128
	0.450 – 0.650	0.088	0.575	2.416	0.373	0.540	0.0414 ± 0.0143
	0.650 – 0.850	0.082	0.606	2.380	0.409	0.737	−0.0023 ± 0.0189
0.850 – 1.800	0.076	0.640	2.345	0.470	1.013	−0.0197 ± 0.0240	

Table A.14

One-dimensional virtual-photon asymmetry $A_{LU}^{Q,\sin(\phi)}$ (column 8) for negatively charged pions as a function of x_B , z , and $P_{h\perp}$ for data collected on a hydrogen target. The bin intervals are given in the first two columns. The average values of the indicated kinematic variables are given in columns 3 to 7. Only the statistical uncertainty is quoted.

Kinematic bin		Average value					π^-
		$\langle x_B \rangle$	$\langle y \rangle$	$\langle Q^2 \rangle$ [GeV ²]	$\langle z \rangle$	$\langle P_{h\perp} \rangle$ [GeV]	$A_{LU}^{Q,\sin(\phi)}$
x_B	0.023 – 0.040	0.034	0.705	1.206	0.335	0.491	0.0217 ± 0.0195
	0.040 – 0.060	0.050	0.590	1.511	0.353	0.426	0.0323 ± 0.0155
	0.060 – 0.080	0.070	0.530	1.900	0.364	0.388	0.0198 ± 0.0198
	0.080 – 0.110	0.094	0.495	2.394	0.371	0.367	0.0172 ± 0.0230
	0.110 – 0.400	0.171	0.459	4.060	0.373	0.353	−0.0078 ± 0.0245
z	0.200 – 0.300	0.088	0.578	2.440	0.247	0.362	0.0058 ± 0.0074
	0.300 – 0.400	0.095	0.535	2.415	0.346	0.403	0.0074 ± 0.0094
	0.400 – 0.500	0.097	0.513	2.387	0.446	0.431	−0.0018 ± 0.0124
	0.500 – 0.600	0.098	0.499	2.345	0.546	0.446	0.0347 ± 0.0160
	0.600 – 0.700	0.098	0.481	2.283	0.646	0.442	0.0570 ± 0.0203
	0.700 – 0.800	0.099	0.450	2.199	0.747	0.410	0.0689 ± 0.0258
$P_{h\perp}$ [GeV]	0.800 – 1.000	0.102	0.414	2.108	0.873	0.346	0.0548 ± 0.0276
	0.050 – 0.250	0.105	0.478	2.493	0.348	0.168	0.0046 ± 0.0197
	0.250 – 0.450	0.094	0.538	2.405	0.356	0.347	0.0608 ± 0.0154
	0.450 – 0.650	0.085	0.582	2.343	0.360	0.540	0.0125 ± 0.0176
	0.650 – 0.850	0.080	0.611	2.334	0.391	0.737	−0.0063 ± 0.0239
0.850 – 1.800	0.074	0.642	2.298	0.450	1.017	−0.0328 ± 0.0299	

Table A.15

Three-dimensional lepton asymmetries (column 9) and virtual-photon asymmetries (column 10) for positively charged pions as a function of x_B , z , and $P_{h\perp}$ for data collected on a hydrogen target. The bin intervals are given in the first three columns. The average values of the indicated kinematic variables are given in columns 4 to 8. For the quoted uncertainties, the first is statistical, while the second is systematic.

Kinematic bin			Average value					π^+		
x_B	z	$P_{h\perp}$ [GeV]	$\langle x_B \rangle$	$\langle y \rangle$	$\langle Q^2 \rangle$ [GeV ²]	$\langle z \rangle$	$\langle P_{h\perp} \rangle$ [GeV]	$\bar{A}_{LU}^{\sin(\phi)}$	$A_{LU}^{\sin(\phi)}$	
0.023 – 0.071	0.20 – 0.30	0.05 – 0.23	0.052	0.560	1.460	0.244	0.158	0.0042 ± 0.0088 ± 0.0008	0.0035 ± 0.0149 ± 0.0011	
		0.23 – 0.35	0.049	0.614	1.505	0.244	0.292	0.0101 ± 0.0083 ± 0.0025	0.0128 ± 0.0132 ± 0.0041	
		0.35 – 0.51	0.047	0.645	1.530	0.245	0.426	0.0084 ± 0.0073 ± 0.0008	0.0129 ± 0.0113 ± 0.0019	
	0.30 – 0.37	0.51 – 1.80	0.045	0.686	1.572	0.252	0.633	0.0046 ± 0.0085 ± 0.0005	0.0064 ± 0.0127 ± 0.0002	
		0.05 – 0.23	0.053	0.530	1.430	0.332	0.157	0.0032 ± 0.0141 ± 0.0008	0.0079 ± 0.0244 ± 0.0013	
		0.23 – 0.35	0.050	0.584	1.478	0.332	0.292	−0.0011 ± 0.0130 ± 0.0011	−0.0007 ± 0.0214 ± 0.0020	
	0.37 – 0.47	0.35 – 0.51	0.048	0.616	1.501	0.332	0.430	−0.0022 ± 0.0112 ± 0.0023	−0.0040 ± 0.0179 ± 0.0038	
		0.51 – 1.80	0.046	0.658	1.543	0.334	0.676	0.0227 ± 0.0101 ± 0.0001	0.0340 ± 0.0155 ± 0.0009	
		0.05 – 0.23	0.054	0.511	1.406	0.415	0.157	−0.0091 ± 0.0153 ± 0.0035	−0.0121 ± 0.0272 ± 0.0062	
	0.47 – 0.70	0.23 – 0.35	0.051	0.564	1.455	0.415	0.292	0.0264 ± 0.0141 ± 0.0016	0.0431 ± 0.0238 ± 0.0027	
		0.35 – 0.51	0.049	0.596	1.484	0.415	0.428	0.0177 ± 0.0120 ± 0.0007	0.0259 ± 0.0197 ± 0.0005	
		0.51 – 1.80	0.047	0.641	1.524	0.416	0.715	0.0095 ± 0.0097 ± 0.0027	0.0166 ± 0.0152 ± 0.0039	
0.071 – 0.104	0.20 – 0.30	0.05 – 0.23	0.055	0.492	1.377	0.566	0.158	0.0244 ± 0.0155 ± 0.0016	0.0446 ± 0.0281 ± 0.0053	
		0.23 – 0.35	0.053	0.533	1.410	0.566	0.293	0.0380 ± 0.0141 ± 0.0001	0.0653 ± 0.0247 ± 0.0013	
		0.35 – 0.51	0.051	0.566	1.442	0.566	0.429	0.0178 ± 0.0117 ± 0.0005	0.0367 ± 0.0199 ± 0.0034	
0.071 – 0.104	0.30 – 0.37	0.51 – 1.80	0.048	0.615	1.502	0.566	0.753	−0.0034 ± 0.0088 ± 0.0040	−0.0093 ± 0.0141 ± 0.0074	
		0.05 – 0.23	0.086	0.482	2.149	0.248	0.148	0.0033 ± 0.0104 ± 0.0013	0.0061 ± 0.0193 ± 0.0012	
		0.23 – 0.35	0.086	0.541	2.395	0.247	0.289	−0.0162 ± 0.0117 ± 0.0010	−0.0270 ± 0.0202 ± 0.0018	
	0.37 – 0.47	0.35 – 0.51	0.086	0.564	2.492	0.247	0.424	0.0341 ± 0.0117 ± 0.0009	0.0544 ± 0.0192 ± 0.0005	
		0.51 – 1.80	0.086	0.613	2.708	0.254	0.622	−0.0034 ± 0.0158 ± 0.0016	0.0003 ± 0.0244 ± 0.0020	
		0.05 – 0.23	0.087	0.439	1.962	0.333	0.150	−0.0117 ± 0.0146 ± 0.0005	−0.0298 ± 0.0290 ± 0.0007	
	0.47 – 0.70	0.23 – 0.35	0.086	0.489	2.178	0.333	0.289	−0.0159 ± 0.0158 ± 0.0005	−0.0216 ± 0.0295 ± 0.0019	
		0.35 – 0.51	0.086	0.529	2.345	0.333	0.426	−0.0070 ± 0.0158 ± 0.0005	−0.0131 ± 0.0276 ± 0.0009	
		0.51 – 1.80	0.086	0.571	2.523	0.334	0.658	0.0245 ± 0.0170 ± 0.0024	0.0493 ± 0.0275 ± 0.0034	
	0.104 – 0.149	0.20 – 0.30	0.05 – 0.23	0.087	0.427	1.911	0.415	0.154	0.0041 ± 0.0155 ± 0.0055	0.0124 ± 0.0313 ± 0.0083
			0.23 – 0.35	0.087	0.460	2.054	0.417	0.289	0.0139 ± 0.0159 ± 0.0005	0.0331 ± 0.0310 ± 0.0017
			0.35 – 0.51	0.086	0.504	2.235	0.417	0.424	−0.0102 ± 0.0155 ± 0.0019	−0.0287 ± 0.0285 ± 0.0040
0.30 – 0.37		0.51 – 1.80	0.086	0.553	2.447	0.417	0.692	−0.0056 ± 0.0152 ± 0.0022	−0.0092 ± 0.0256 ± 0.0043	
		0.05 – 0.23	0.087	0.413	1.847	0.566	0.155	0.0216 ± 0.0153 ± 0.0019	0.0431 ± 0.0320 ± 0.0040	
		0.23 – 0.35	0.087	0.431	1.927	0.568	0.290	0.0104 ± 0.0151 ± 0.0010	0.0228 ± 0.0307 ± 0.0027	
0.37 – 0.47		0.35 – 0.51	0.086	0.463	2.063	0.570	0.425	0.0416 ± 0.0137 ± 0.0034	0.0807 ± 0.0270 ± 0.0029	
		0.51 – 1.80	0.086	0.525	2.328	0.572	0.722	0.0174 ± 0.0122 ± 0.0017	0.0333 ± 0.0218 ± 0.0047	
		0.05 – 0.23	0.124	0.473	3.035	0.249	0.148	0.0309 ± 0.0120 ± 0.0015	0.0607 ± 0.0222 ± 0.0030	
0.104 – 0.149		0.30 – 0.37	0.23 – 0.35	0.124	0.524	3.349	0.249	0.287	0.0085 ± 0.0140 ± 0.0041	0.0080 ± 0.0244 ± 0.0057
			0.35 – 0.51	0.123	0.544	3.464	0.248	0.425	0.0100 ± 0.0147 ± 0.0030	0.0136 ± 0.0244 ± 0.0033
			0.51 – 1.80	0.123	0.576	3.669	0.254	0.619	0.0192 ± 0.0204 ± 0.0009	0.0339 ± 0.0321 ± 0.0016
	0.47 – 0.70	0.05 – 0.23	0.124	0.424	2.718	0.333	0.152	−0.0198 ± 0.0164 ± 0.0005	−0.0274 ± 0.0328 ± 0.0002	
		0.23 – 0.35	0.124	0.458	2.941	0.334	0.287	−0.0106 ± 0.0181 ± 0.0009	−0.0217 ± 0.0345 ± 0.0004	
		0.35 – 0.51	0.124	0.504	3.227	0.334	0.424	−0.0138 ± 0.0189 ± 0.0009	−0.0261 ± 0.0335 ± 0.0005	
	0.149 – 0.400	0.20 – 0.30	0.51 – 1.80	0.123	0.533	3.395	0.335	0.653	−0.0021 ± 0.0217 ± 0.0016	−0.0043 ± 0.0357 ± 0.0029
			0.05 – 0.23	0.124	0.409	2.621	0.415	0.154	−0.0107 ± 0.0172 ± 0.0026	−0.0396 ± 0.0355 ± 0.0046
			0.23 – 0.35	0.124	0.423	2.720	0.417	0.288	0.0254 ± 0.0179 ± 0.0008	0.0567 ± 0.0359 ± 0.0019
	0.149 – 0.400	0.30 – 0.37	0.35 – 0.51	0.124	0.474	3.041	0.417	0.422	0.0365 ± 0.0180 ± 0.0028	0.0696 ± 0.0338 ± 0.0062
			0.51 – 1.80	0.123	0.519	3.310	0.418	0.684	0.0059 ± 0.0188 ± 0.0016	0.0098 ± 0.0323 ± 0.0022
			0.05 – 0.23	0.124	0.400	2.565	0.564	0.156	0.0026 ± 0.0172 ± 0.0004	0.0030 ± 0.0365 ± 0.0012
0.37 – 0.47		0.23 – 0.35	0.124	0.405	2.600	0.565	0.290	0.0162 ± 0.0170 ± 0.0020	0.0400 ± 0.0356 ± 0.0049	
		0.35 – 0.51	0.124	0.428	2.742	0.571	0.424	0.0076 ± 0.0157 ± 0.0020	0.0183 ± 0.0318 ± 0.0044	
		0.51 – 1.80	0.124	0.498	3.178	0.575	0.712	0.0138 ± 0.0146 ± 0.0053	0.0315 ± 0.0267 ± 0.0100	
0.149 – 0.400		0.47 – 0.70	0.05 – 0.23	0.212	0.464	5.074	0.249	0.150	−0.0175 ± 0.0122 ± 0.0010	−0.0366 ± 0.0224 ± 0.0019
			0.23 – 0.35	0.218	0.479	5.320	0.251	0.286	0.0088 ± 0.0144 ± 0.0032	0.0124 ± 0.0257 ± 0.0053
			0.35 – 0.51	0.212	0.498	5.374	0.250	0.423	0.0147 ± 0.0159 ± 0.0010	0.0283 ± 0.0276 ± 0.0016
		0.30 – 0.37	0.51 – 1.80	0.211	0.507	5.436	0.254	0.618	0.0124 ± 0.0234 ± 0.0025	0.0178 ± 0.0388 ± 0.0021
			0.05 – 0.23	0.209	0.431	4.679	0.333	0.154	−0.0209 ± 0.0170 ± 0.0014	−0.0363 ± 0.0328 ± 0.0028
			0.23 – 0.35	0.214	0.432	4.762	0.334	0.287	0.0559 ± 0.0184 ± 0.0046	0.0944 ± 0.0349 ± 0.0060
	0.47 – 0.70	0.35 – 0.51	0.217	0.457	5.060	0.334	0.420	0.0230 ± 0.0195 ± 0.0019	0.0359 ± 0.0357 ± 0.0028	
		0.51 – 1.80	0.209	0.480	5.109	0.335	0.650	0.0074 ± 0.0238 ± 0.0031	0.0078 ± 0.0410 ± 0.0053	
		0.05 – 0.23	0.208	0.425	4.612	0.415	0.156	0.0493 ± 0.0179 ± 0.0016	0.0941 ± 0.0352 ± 0.0026	
	0.149 – 0.400	0.30 – 0.37	0.23 – 0.35	0.211	0.420	4.585	0.416	0.289	0.0547 ± 0.0183 ± 0.0003	0.1072 ± 0.0358 ± 0.0006
			0.35 – 0.51	0.215	0.436	4.818	0.418	0.421	0.0319 ± 0.0184 ± 0.0021	0.0670 ± 0.0349 ± 0.0037
			0.51 – 1.80	0.211	0.473	5.099	0.419	0.670	0.0294 ± 0.0202 ± 0.0026	0.0408 ± 0.0360 ± 0.0054
0.05 – 0.23			0.208	0.419	4.545	0.561	0.157	0.0027 ± 0.0182 ± 0.0008	0.0171 ± 0.0366 ± 0.0003	
0.23 – 0.35			0.208	0.414	4.485	0.564	0.291	0.0208 ± 0.0178 ± 0.0028	0.0316 ± 0.0357 ± 0.0050	
0.35 – 0.51			0.212	0.420	4.615	0.567	0.426	0.0301 ± 0.0165 ± 0.0030	0.0658 ± 0.0324 ± 0.0038	
0.149 – 0.400	0.47 – 0.70	0.51 – 1.80	0.213	0.458	5.001	0.577	0.690	0.0247 ± 0.0154 ± 0.0021	0.0383 ± 0.0286 ± 0.0046	

Table A.16

Three-dimensional lepton asymmetries (column 9) and virtual-photon asymmetries (column 10) for negatively charged pions as a function of x_B , z , and $P_{h\perp}$ for data collected on a hydrogen target. The bin intervals are given in the first three columns. The average values of the indicated kinematic variables are given in columns 4 to 8. For the quoted uncertainties, the first is statistical, while the second is systematic.

Kinematic bin			Average value					π^-	
x_B	z	$P_{h\perp}$ [GeV]	$\langle x_B \rangle$	$\langle y \rangle$	$\langle Q^2 \rangle$ [GeV ²]	$\langle z \rangle$	$\langle P_{h\perp} \rangle$ [GeV]	$\bar{A}_{LU}^{\sin(\phi)}$	$A_{LU}^{\sin(\phi)}$
0.023 – 0.071	0.20 – 0.30	0.05 – 0.23	0.051	0.562	1.456	0.244	0.158	$0.0065 \pm 0.0099 \pm 0.0015$	$0.0070 \pm 0.0167 \pm 0.0020$
		0.23 – 0.35	0.048	0.618	1.498	0.243	0.292	$-0.0060 \pm 0.0094 \pm 0.0019$	$-0.0079 \pm 0.0149 \pm 0.0037$
		0.35 – 0.51	0.047	0.646	1.522	0.244	0.426	$0.0115 \pm 0.0083 \pm 0.0017$	$0.0185 \pm 0.0128 \pm 0.0027$
	0.30 – 0.37	0.51 – 1.80	0.045	0.688	1.572	0.252	0.636	$0.0093 \pm 0.0095 \pm 0.0031$	$0.0144 \pm 0.0141 \pm 0.0046$
		0.05 – 0.23	0.053	0.531	1.425	0.332	0.157	$0.0242 \pm 0.0161 \pm 0.0026$	$0.0387 \pm 0.0278 \pm 0.0035$
		0.23 – 0.35	0.050	0.587	1.470	0.332	0.292	$-0.0069 \pm 0.0150 \pm 0.0014$	$-0.0082 \pm 0.0248 \pm 0.0028$
	0.37 – 0.47	0.35 – 0.51	0.048	0.619	1.495	0.332	0.430	$0.0080 \pm 0.0131 \pm 0.0022$	$0.0152 \pm 0.0208 \pm 0.0041$
		0.51 – 1.80	0.046	0.659	1.536	0.334	0.681	$-0.0147 \pm 0.0115 \pm 0.0030$	$-0.0220 \pm 0.0176 \pm 0.0044$
		0.05 – 0.23	0.054	0.512	1.403	0.415	0.157	$0.0282 \pm 0.0179 \pm 0.0034$	$0.0504 \pm 0.0316 \pm 0.0072$
	0.47 – 0.70	0.23 – 0.35	0.051	0.566	1.444	0.415	0.292	$0.0226 \pm 0.0165 \pm 0.0003$	$0.0362 \pm 0.0277 \pm 0.0019$
		0.35 – 0.51	0.049	0.599	1.471	0.415	0.428	$0.0145 \pm 0.0142 \pm 0.0001$	$0.0200 \pm 0.0232 \pm 0.0018$
		0.51 – 1.80	0.047	0.642	1.517	0.416	0.720	$-0.0101 \pm 0.0115 \pm 0.0025$	$-0.0148 \pm 0.0179 \pm 0.0035$
0.071 – 0.104	0.20 – 0.30	0.05 – 0.23	0.086	0.482	2.145	0.248	0.148	$0.0063 \pm 0.0120 \pm 0.0007$	$0.0078 \pm 0.0223 \pm 0.0014$
		0.23 – 0.35	0.086	0.542	2.398	0.247	0.289	$0.0053 \pm 0.0137 \pm 0.0018$	$0.0049 \pm 0.0237 \pm 0.0033$
		0.35 – 0.51	0.085	0.565	2.492	0.247	0.425	$-0.0219 \pm 0.0138 \pm 0.0016$	$-0.0379 \pm 0.0224 \pm 0.0021$
	0.30 – 0.37	0.51 – 1.80	0.085	0.613	2.706	0.254	0.624	$-0.0336 \pm 0.0177 \pm 0.0022$	$-0.0563 \pm 0.0273 \pm 0.0026$
		0.05 – 0.23	0.086	0.436	1.948	0.333	0.151	$0.0026 \pm 0.0173 \pm 0.0016$	$0.0060 \pm 0.0344 \pm 0.0041$
		0.23 – 0.35	0.086	0.489	2.172	0.333	0.288	$0.0066 \pm 0.0189 \pm 0.0025$	$0.0128 \pm 0.0353 \pm 0.0027$
	0.37 – 0.47	0.35 – 0.51	0.086	0.531	2.345	0.333	0.426	$0.0257 \pm 0.0193 \pm 0.0031$	$0.0531 \pm 0.0334 \pm 0.0050$
		0.51 – 1.80	0.086	0.568	2.507	0.334	0.664	$0.0326 \pm 0.0201 \pm 0.0003$	$0.0484 \pm 0.0324 \pm 0.0012$
		0.05 – 0.23	0.087	0.424	1.891	0.415	0.154	$-0.0368 \pm 0.0184 \pm 0.0006$	$-0.0704 \pm 0.0374 \pm 0.0013$
	0.47 – 0.70	0.23 – 0.35	0.086	0.457	2.039	0.417	0.288	$-0.0068 \pm 0.0193 \pm 0.0027$	$-0.0045 \pm 0.0377 \pm 0.0072$
		0.35 – 0.51	0.086	0.503	2.230	0.417	0.424	$0.0165 \pm 0.0190 \pm 0.0046$	$0.0288 \pm 0.0351 \pm 0.0092$
		0.51 – 1.80	0.086	0.550	2.428	0.417	0.700	$-0.0005 \pm 0.0187 \pm 0.0037$	$-0.0077 \pm 0.0313 \pm 0.0056$
0.104 – 0.149	0.20 – 0.30	0.05 – 0.23	0.124	0.473	3.030	0.249	0.148	$0.0268 \pm 0.0141 \pm 0.0030$	$0.0437 \pm 0.0262 \pm 0.0053$
		0.23 – 0.35	0.124	0.524	3.347	0.249	0.287	$0.0108 \pm 0.0167 \pm 0.0008$	$0.0262 \pm 0.0291 \pm 0.0015$
		0.35 – 0.51	0.123	0.543	3.449	0.247	0.426	$0.0007 \pm 0.0174 \pm 0.0019$	$-0.0022 \pm 0.0289 \pm 0.0037$
	0.30 – 0.37	0.51 – 1.80	0.123	0.573	3.643	0.254	0.622	$-0.0211 \pm 0.0232 \pm 0.0038$	$-0.0362 \pm 0.0363 \pm 0.0053$
		0.05 – 0.23	0.124	0.421	2.701	0.333	0.153	$-0.0299 \pm 0.0197 \pm 0.0006$	$-0.0601 \pm 0.0396 \pm 0.0012$
		0.23 – 0.35	0.124	0.456	2.927	0.334	0.286	$-0.0262 \pm 0.0222 \pm 0.0012$	$-0.0255 \pm 0.0424 \pm 0.0031$
	0.37 – 0.47	0.35 – 0.51	0.123	0.504	3.212	0.333	0.425	$0.0212 \pm 0.0235 \pm 0.0023$	$0.0446 \pm 0.0415 \pm 0.0052$
		0.51 – 1.80	0.123	0.526	3.348	0.334	0.662	$-0.0229 \pm 0.0256 \pm 0.0059$	$-0.0364 \pm 0.0421 \pm 0.0093$
		0.05 – 0.23	0.124	0.406	2.601	0.415	0.155	$-0.0124 \pm 0.0211 \pm 0.0022$	$-0.0497 \pm 0.0435 \pm 0.0033$
	0.47 – 0.70	0.23 – 0.35	0.124	0.420	2.692	0.417	0.288	$0.0254 \pm 0.0223 \pm 0.0058$	$0.0374 \pm 0.0449 \pm 0.0109$
		0.35 – 0.51	0.124	0.470	3.011	0.417	0.422	$0.0134 \pm 0.0226 \pm 0.0014$	$0.0101 \pm 0.0426 \pm 0.0020$
		0.51 – 1.80	0.123	0.510	3.248	0.417	0.694	$-0.0301 \pm 0.0234 \pm 0.0035$	$-0.0621 \pm 0.0403 \pm 0.0037$
0.149 – 0.400	0.20 – 0.30	0.05 – 0.23	0.211	0.463	5.047	0.248	0.150	$-0.0051 \pm 0.0146 \pm 0.0024$	$-0.0067 \pm 0.0269 \pm 0.0050$
		0.23 – 0.35	0.216	0.478	5.257	0.251	0.286	$0.0183 \pm 0.0175 \pm 0.0024$	$0.0284 \pm 0.0312 \pm 0.0029$
		0.35 – 0.51	0.211	0.495	5.321	0.249	0.424	$-0.0331 \pm 0.0191 \pm 0.0011$	$-0.0549 \pm 0.0330 \pm 0.0007$
	0.30 – 0.37	0.51 – 1.80	0.212	0.503	5.424	0.253	0.624	$0.0047 \pm 0.0264 \pm 0.0031$	$0.0041 \pm 0.0436 \pm 0.0054$
		0.05 – 0.23	0.207	0.427	4.583	0.333	0.155	$-0.0111 \pm 0.0216 \pm 0.0038$	$-0.0282 \pm 0.0419 \pm 0.0057$
		0.23 – 0.35	0.213	0.427	4.690	0.333	0.287	$0.0020 \pm 0.0233 \pm 0.0048$	$-0.0007 \pm 0.0443 \pm 0.0104$
	0.37 – 0.47	0.35 – 0.51	0.217	0.454	5.013	0.334	0.420	$-0.0286 \pm 0.0243 \pm 0.0036$	$-0.0546 \pm 0.0445 \pm 0.0091$
		0.51 – 1.80	0.210	0.470	5.039	0.334	0.661	$-0.0263 \pm 0.0281 \pm 0.0051$	$-0.0313 \pm 0.0488 \pm 0.0082$
		0.05 – 0.23	0.206	0.422	4.522	0.414	0.156	$-0.0639 \pm 0.0230 \pm 0.0014$	$-0.1327 \pm 0.0454 \pm 0.0028$
	0.47 – 0.70	0.23 – 0.35	0.209	0.416	4.513	0.415	0.289	$0.0230 \pm 0.0239 \pm 0.0017$	$0.0409 \pm 0.0466 \pm 0.0036$
		0.35 – 0.51	0.215	0.431	4.757	0.417	0.421	$0.0141 \pm 0.0237 \pm 0.0017$	$0.0284 \pm 0.0450 \pm 0.0043$
		0.51 – 1.80	0.212	0.465	5.022	0.417	0.683	$0.0123 \pm 0.0253 \pm 0.0009$	$0.0286 \pm 0.0452 \pm 0.0002$
0.149 – 0.400	0.20 – 0.30	0.05 – 0.23	0.204	0.416	4.427	0.560	0.157	$0.0082 \pm 0.0240 \pm 0.0007$	$0.0020 \pm 0.0488 \pm 0.0027$
		0.23 – 0.35	0.206	0.409	4.393	0.561	0.291	$0.0357 \pm 0.0240 \pm 0.0033$	$0.0623 \pm 0.0484 \pm 0.0070$
		0.35 – 0.51	0.209	0.414	4.485	0.565	0.424	$0.0090 \pm 0.0223 \pm 0.0034$	$0.0196 \pm 0.0442 \pm 0.0062$
	0.30 – 0.37	0.51 – 1.80	0.213	0.449	4.890	0.571	0.690	$-0.0279 \pm 0.0215 \pm 0.0021$	$-0.0607 \pm 0.0401 \pm 0.0047$

Table A.17

Three-dimensional lepton asymmetries (column 9) and virtual-photon asymmetries (column 10) for positively charged kaons as a function of x_B , z , and $P_{h\perp}$ for data collected on a hydrogen target. The bin intervals are given in the first three columns. The average values of the indicated kinematic variables are given in columns 4 to 8. For the quoted uncertainties, the first is statistical, while the second is systematic.

Kinematic bin			Average value					K^+	
x_B	z	$P_{h\perp}$ [GeV]	$\langle x_B \rangle$	$\langle y \rangle$	$\langle Q^2 \rangle$ [GeV ²]	$\langle z \rangle$	$\langle P_{h\perp} \rangle$ [GeV]	$\bar{A}_{LU}^{\sin(\phi)}$	$A_{LU}^{\sin(\phi)}$
0.023 – 0.071	0.20 – 0.30	0.05 – 0.23	0.052	0.565	1.473	0.247	0.156	0.0088 ± 0.0265 ± 0.0020	0.0147 ± 0.0435 ± 0.0035
		0.23 – 0.35	0.049	0.616	1.517	0.247	0.291	0.0030 ± 0.0260 ± 0.0027	−0.0017 ± 0.0409 ± 0.0041
		0.35 – 0.51	0.047	0.645	1.538	0.248	0.426	−0.0215 ± 0.0236 ± 0.0006	−0.0228 ± 0.0360 ± 0.0008
	0.30 – 0.37	0.51 – 1.80	0.045	0.688	1.571	0.254	0.647	0.0374 ± 0.0257 ± 0.0046	0.0573 ± 0.0382 ± 0.0063
		0.05 – 0.23	0.054	0.533	1.442	0.333	0.156	0.0014 ± 0.0363 ± 0.0042	−0.0016 ± 0.0626 ± 0.0065
		0.23 – 0.35	0.050	0.587	1.486	0.333	0.291	0.0252 ± 0.0349 ± 0.0056	0.0294 ± 0.0572 ± 0.0098
	0.37 – 0.47	0.35 – 0.51	0.049	0.619	1.520	0.333	0.429	0.0659 ± 0.0312 ± 0.0017	0.1127 ± 0.0496 ± 0.0010
		0.51 – 1.80	0.046	0.663	1.556	0.335	0.692	−0.0138 ± 0.0270 ± 0.0055	−0.0256 ± 0.0411 ± 0.0081
		0.05 – 0.23	0.054	0.514	1.415	0.415	0.155	0.0157 ± 0.0380 ± 0.0019	0.0288 ± 0.0676 ± 0.0023
	0.47 – 0.70	0.23 – 0.35	0.052	0.560	1.462	0.415	0.292	0.0487 ± 0.0371 ± 0.0010	0.0860 ± 0.0638 ± 0.0018
		0.35 – 0.51	0.050	0.593	1.496	0.417	0.429	0.0094 ± 0.0323 ± 0.0011	0.0035 ± 0.0539 ± 0.0011
		0.51 – 1.80	0.047	0.643	1.539	0.418	0.729	−0.0090 ± 0.0245 ± 0.0059	−0.0152 ± 0.0386 ± 0.0081
0.071 – 0.104	0.20 – 0.30	0.05 – 0.23	0.055	0.498	1.401	0.558	0.158	−0.0719 ± 0.0405 ± 0.0012	−0.1144 ± 0.0746 ± 0.0005
		0.23 – 0.35	0.053	0.538	1.444	0.561	0.293	−0.0151 ± 0.0375 ± 0.0048	−0.0290 ± 0.0664 ± 0.0079
		0.35 – 0.51	0.051	0.572	1.471	0.564	0.430	0.0059 ± 0.0301 ± 0.0039	0.0060 ± 0.0515 ± 0.0073
0.104 – 0.149	0.20 – 0.30	0.51 – 1.80	0.049	0.622	1.524	0.570	0.774	−0.0051 ± 0.0196 ± 0.0058	−0.0113 ± 0.0315 ± 0.0106
		0.05 – 0.23	0.086	0.500	2.228	0.251	0.148	−0.0103 ± 0.0326 ± 0.0045	−0.0179 ± 0.0572 ± 0.0075
		0.23 – 0.35	0.086	0.553	2.445	0.250	0.289	0.0021 ± 0.0381 ± 0.0063	0.0127 ± 0.0632 ± 0.0128
	0.30 – 0.37	0.35 – 0.51	0.086	0.563	2.488	0.250	0.425	−0.0014 ± 0.0396 ± 0.0036	−0.0069 ± 0.0632 ± 0.0061
		0.51 – 1.80	0.086	0.610	2.693	0.257	0.630	−0.0059 ± 0.0484 ± 0.0051	−0.0049 ± 0.0743 ± 0.0093
		0.05 – 0.23	0.087	0.452	2.024	0.334	0.149	0.0388 ± 0.0395 ± 0.0065	0.0698 ± 0.0751 ± 0.0100
	0.37 – 0.47	0.23 – 0.35	0.086	0.506	2.248	0.334	0.288	−0.0178 ± 0.0439 ± 0.0053	−0.0488 ± 0.0789 ± 0.0043
		0.35 – 0.51	0.086	0.537	2.384	0.334	0.426	0.0246 ± 0.0446 ± 0.0148	0.0407 ± 0.0756 ± 0.0236
		0.51 – 1.80	0.086	0.579	2.565	0.336	0.669	0.0510 ± 0.0462 ± 0.0068	0.0657 ± 0.0736 ± 0.0067
	0.47 – 0.70	0.05 – 0.23	0.087	0.439	1.967	0.416	0.152	0.0473 ± 0.0382 ± 0.0023	0.0829 ± 0.0754 ± 0.0032
		0.23 – 0.35	0.087	0.470	2.103	0.417	0.289	−0.0073 ± 0.0410 ± 0.0015	−0.0140 ± 0.0795 ± 0.0036
		0.35 – 0.51	0.086	0.512	2.283	0.418	0.424	0.0219 ± 0.0397 ± 0.0087	0.0181 ± 0.0723 ± 0.0147
0.149 – 0.400	0.20 – 0.30	0.51 – 1.80	0.086	0.564	2.494	0.419	0.700	0.0244 ± 0.0381 ± 0.0020	0.0282 ± 0.0638 ± 0.0021
		0.05 – 0.23	0.087	0.429	1.921	0.562	0.155	−0.0377 ± 0.0378 ± 0.0049	−0.0666 ± 0.0786 ± 0.0112
		0.23 – 0.35	0.087	0.445	1.989	0.566	0.290	0.0040 ± 0.0369 ± 0.0085	0.0321 ± 0.0753 ± 0.0154
0.149 – 0.400	0.20 – 0.30	0.35 – 0.51	0.086	0.477	2.126	0.570	0.427	0.0514 ± 0.0323 ± 0.0061	0.0883 ± 0.0634 ± 0.0134
		0.51 – 1.80	0.086	0.536	2.380	0.576	0.737	−0.0252 ± 0.0266 ± 0.0046	−0.0520 ± 0.0478 ± 0.0093
		0.05 – 0.23	0.124	0.490	3.139	0.252	0.147	0.0017 ± 0.0371 ± 0.0013	0.0039 ± 0.0654 ± 0.0005
	0.30 – 0.37	0.23 – 0.35	0.124	0.537	3.438	0.252	0.287	0.0115 ± 0.0449 ± 0.0115	0.0302 ± 0.0752 ± 0.0162
		0.35 – 0.51	0.123	0.547	3.485	0.251	0.425	−0.0000 ± 0.0496 ± 0.0077	0.0378 ± 0.0797 ± 0.0119
		0.51 – 1.80	0.123	0.570	3.628	0.257	0.627	−0.0066 ± 0.0658 ± 0.0074	0.0071 ± 0.1016 ± 0.0101
	0.37 – 0.47	0.05 – 0.23	0.124	0.442	2.836	0.334	0.150	0.0278 ± 0.0438 ± 0.0072	0.0788 ± 0.0832 ± 0.0156
		0.23 – 0.35	0.124	0.483	3.105	0.335	0.286	−0.0577 ± 0.0510 ± 0.0011	−0.0860 ± 0.0913 ± 0.0021
		0.35 – 0.51	0.123	0.519	3.309	0.335	0.425	−0.0524 ± 0.0538 ± 0.0074	−0.0254 ± 0.0919 ± 0.0114
	0.47 – 0.70	0.51 – 1.80	0.123	0.539	3.425	0.335	0.658	−0.0013 ± 0.0587 ± 0.0140	0.0120 ± 0.0939 ± 0.0212
		0.05 – 0.23	0.124	0.425	2.730	0.416	0.154	0.0445 ± 0.0422 ± 0.0047	0.0935 ± 0.0843 ± 0.0083
		0.23 – 0.35	0.124	0.449	2.887	0.418	0.287	0.0145 ± 0.0457 ± 0.0046	0.0406 ± 0.0878 ± 0.0077
0.149 – 0.400	0.20 – 0.30	0.35 – 0.51	0.124	0.494	3.166	0.419	0.422	−0.0422 ± 0.0464 ± 0.0066	−0.0134 ± 0.0847 ± 0.0070
		0.51 – 1.80	0.123	0.532	3.390	0.419	0.691	0.0541 ± 0.0455 ± 0.0076	0.0920 ± 0.0766 ± 0.0104
		0.05 – 0.23	0.124	0.415	2.664	0.563	0.155	0.0890 ± 0.0425 ± 0.0029	0.1785 ± 0.0904 ± 0.0061
0.149 – 0.400	0.20 – 0.30	0.23 – 0.35	0.124	0.425	2.728	0.566	0.291	0.0524 ± 0.0398 ± 0.0032	0.1321 ± 0.0824 ± 0.0087
		0.35 – 0.51	0.124	0.451	2.902	0.573	0.426	0.0029 ± 0.0363 ± 0.0010	−0.0061 ± 0.0723 ± 0.0038
		0.51 – 1.80	0.124	0.512	3.276	0.579	0.722	0.0229 ± 0.0317 ± 0.0009	0.0279 ± 0.0574 ± 0.0054
	0.30 – 0.37	0.05 – 0.23	0.211	0.481	5.238	0.252	0.148	−0.0091 ± 0.0373 ± 0.0030	−0.0166 ± 0.0658 ± 0.0087
		0.23 – 0.35	0.215	0.500	5.494	0.255	0.285	0.0776 ± 0.0479 ± 0.0081	0.1280 ± 0.0812 ± 0.0121
		0.35 – 0.51	0.208	0.508	5.417	0.252	0.425	−0.0241 ± 0.0558 ± 0.0093	−0.0347 ± 0.0922 ± 0.0149
	0.37 – 0.47	0.51 – 1.80	0.213	0.492	5.314	0.255	0.628	−0.0107 ± 0.0782 ± 0.0113	0.0228 ± 0.1252 ± 0.0180
		0.05 – 0.23	0.211	0.449	4.897	0.333	0.153	0.0041 ± 0.0438 ± 0.0029	0.0141 ± 0.0812 ± 0.0027
		0.23 – 0.35	0.213	0.456	5.010	0.335	0.286	−0.0401 ± 0.0511 ± 0.0110	−0.0911 ± 0.0919 ± 0.0197
	0.47 – 0.70	0.35 – 0.51	0.214	0.486	5.312	0.335	0.420	0.0046 ± 0.0551 ± 0.0095	0.0326 ± 0.0955 ± 0.0147
		0.51 – 1.80	0.207	0.484	5.114	0.336	0.657	0.0574 ± 0.0675 ± 0.0057	0.1108 ± 0.1108 ± 0.0084
		0.05 – 0.23	0.210	0.440	4.799	0.416	0.155	0.0109 ± 0.0416 ± 0.0078	0.0019 ± 0.0796 ± 0.0124
0.149 – 0.400	0.20 – 0.30	0.23 – 0.35	0.211	0.443	4.846	0.417	0.288	0.0795 ± 0.0451 ± 0.0019	0.1489 ± 0.0849 ± 0.0052
		0.35 – 0.51	0.215	0.462	5.092	0.419	0.420	0.0548 ± 0.0447 ± 0.0053	0.0725 ± 0.0815 ± 0.0090
		0.51 – 1.80	0.208	0.493	5.234	0.421	0.677	−0.0182 ± 0.0497 ± 0.0037	−0.0517 ± 0.0858 ± 0.0052
0.149 – 0.400	0.20 – 0.30	0.05 – 0.23	0.210	0.433	4.721	0.562	0.157	0.0548 ± 0.0409 ± 0.0010	0.1064 ± 0.0819 ± 0.0003
		0.23 – 0.35	0.211	0.431	4.718	0.567	0.291	0.0238 ± 0.0396 ± 0.0028	0.0440 ± 0.0787 ± 0.0067
		0.35 – 0.51	0.213	0.436	4.814	0.570	0.425	0.0326 ± 0.0372 ± 0.0004	0.0748 ± 0.0731 ± 0.0033
0.149 – 0.400	0.20 – 0.30	0.51 – 1.80	0.211	0.478	5.177	0.581	0.697	−0.0021 ± 0.0337 ± 0.0064	−0.0170 ± 0.0620 ± 0.0142

Table A.18

Three-dimensional lepton asymmetries (column 9) and virtual-photon asymmetries (column 10) for negatively charged kaons as a function of x_B , z , and $P_{h\perp}$ for data collected on a hydrogen target. The bin intervals are given in the first three columns. The average values of the indicated kinematic variables are given in columns 4 to 8. For the quoted uncertainties, the first is statistical, while the second is systematic.

Kinematic bin			Average value					K^-	
x_B	z	$P_{h\perp}$ [GeV]	$\langle x_B \rangle$	$\langle y \rangle$	$\langle Q^2 \rangle$ [GeV ²]	$\langle z \rangle$	$\langle P_{h\perp} \rangle$ [GeV]	$\bar{A}_{LU}^{\sin(\phi)}$	$A_{LU}^{\sin(\phi)}$
0.023 – 0.071	0.20 – 0.30	0.05 – 0.23	0.051	0.569	1.469	0.245	0.157	$0.0025 \pm 0.0356 \pm 0.0029$	$0.0129 \pm 0.0585 \pm 0.0050$
		0.23 – 0.35	0.048	0.624	1.517	0.244	0.292	$-0.0245 \pm 0.0343 \pm 0.0057$	$-0.0420 \pm 0.0537 \pm 0.0082$
		0.35 – 0.51	0.047	0.651	1.530	0.246	0.426	$-0.0224 \pm 0.0306 \pm 0.0064$	$-0.0331 \pm 0.0466 \pm 0.0069$
	0.30 – 0.37	0.51 – 1.80	0.045	0.693	1.579	0.252	0.648	$-0.0019 \pm 0.0315 \pm 0.0073$	$-0.0070 \pm 0.0468 \pm 0.0085$
		0.05 – 0.23	0.053	0.536	1.437	0.333	0.157	$-0.0848 \pm 0.0527 \pm 0.0025$	$-0.1256 \pm 0.0905 \pm 0.0058$
		0.23 – 0.35	0.050	0.595	1.488	0.333	0.291	$-0.0773 \pm 0.0505 \pm 0.0084$	$-0.1422 \pm 0.0825 \pm 0.0124$
	0.37 – 0.47	0.35 – 0.51	0.048	0.625	1.509	0.332	0.428	$-0.0042 \pm 0.0446 \pm 0.0085$	$0.0063 \pm 0.0706 \pm 0.0123$
		0.51 – 1.80	0.046	0.666	1.551	0.334	0.697	$-0.0355 \pm 0.0374 \pm 0.0074$	$-0.0551 \pm 0.0568 \pm 0.0085$
		0.05 – 0.23	0.054	0.518	1.419	0.415	0.154	$0.0677 \pm 0.0556 \pm 0.0035$	$0.1063 \pm 0.0979 \pm 0.0072$
	0.47 – 0.70	0.23 – 0.35	0.051	0.571	1.459	0.415	0.292	$0.0247 \pm 0.0563 \pm 0.0025$	$0.0271 \pm 0.0950 \pm 0.0053$
		0.35 – 0.51	0.049	0.605	1.493	0.415	0.427	$-0.0139 \pm 0.0481 \pm 0.0011$	$-0.0198 \pm 0.0781 \pm 0.0007$
		0.51 – 1.80	0.046	0.654	1.525	0.416	0.738	$0.0061 \pm 0.0366 \pm 0.0084$	$0.0052 \pm 0.0566 \pm 0.0086$
0.071 – 0.104	0.20 – 0.30	0.05 – 0.23	0.086	0.500	2.226	0.249	0.148	$0.0414 \pm 0.0448 \pm 0.0064$	$0.1076 \pm 0.0793 \pm 0.0088$
		0.23 – 0.35	0.086	0.559	2.472	0.248	0.288	$0.0236 \pm 0.0528 \pm 0.0080$	$0.0452 \pm 0.0877 \pm 0.0121$
		0.35 – 0.51	0.086	0.576	2.543	0.248	0.426	$-0.0227 \pm 0.0526 \pm 0.0075$	$-0.0583 \pm 0.0837 \pm 0.0106$
0.30 – 0.37	0.51 – 1.80	0.085	0.622	2.740	0.254	0.636	$-0.0304 \pm 0.0621 \pm 0.0058$	$-0.0501 \pm 0.0943 \pm 0.0054$	
	0.05 – 0.23	0.086	0.451	2.005	0.333	0.148	$-0.0514 \pm 0.0593 \pm 0.0129$	$-0.1195 \pm 0.1133 \pm 0.0260$	
	0.23 – 0.35	0.086	0.505	2.237	0.334	0.289	$0.0017 \pm 0.0661 \pm 0.0091$	$-0.0394 \pm 0.1192 \pm 0.0136$	
0.37 – 0.47	0.35 – 0.51	0.085	0.537	2.369	0.333	0.428	$0.0749 \pm 0.0671 \pm 0.0041$	$0.1297 \pm 0.1141 \pm 0.0065$	
	0.51 – 1.80	0.086	0.576	2.546	0.334	0.673	$-0.0766 \pm 0.0656 \pm 0.0263$	$-0.1183 \pm 0.1050 \pm 0.0381$	
	0.05 – 0.23	0.086	0.434	1.942	0.415	0.152	$0.1215 \pm 0.0598 \pm 0.0024$	$0.1701 \pm 0.1189 \pm 0.0056$	
0.47 – 0.70	0.23 – 0.35	0.086	0.473	2.106	0.417	0.289	$0.0744 \pm 0.0678 \pm 0.0060$	$0.1560 \pm 0.1297 \pm 0.0094$	
	0.35 – 0.51	0.086	0.518	2.291	0.417	0.426	$0.0004 \pm 0.0645 \pm 0.0010$	$-0.0032 \pm 0.1167 \pm 0.0019$	
	0.51 – 1.80	0.086	0.560	2.476	0.417	0.712	$-0.1250 \pm 0.0591 \pm 0.0021$	$-0.1867 \pm 0.0983 \pm 0.0025$	
0.104 – 0.149	0.20 – 0.30	0.05 – 0.23	0.124	0.492	3.148	0.249	0.146	$0.0374 \pm 0.0532 \pm 0.0054$	$0.0795 \pm 0.0939 \pm 0.0098$
		0.23 – 0.35	0.123	0.538	3.434	0.250	0.287	$-0.0132 \pm 0.0643 \pm 0.0020$	$-0.0226 \pm 0.1081 \pm 0.0033$
		0.35 – 0.51	0.123	0.556	3.536	0.247	0.425	$0.0982 \pm 0.0668 \pm 0.0065$	$0.1771 \pm 0.1076 \pm 0.0101$
0.30 – 0.37	0.51 – 1.80	0.123	0.588	3.737	0.254	0.633	$-0.0839 \pm 0.0799 \pm 0.0049$	$-0.1348 \pm 0.1230 \pm 0.0072$	
	0.05 – 0.23	0.124	0.445	2.852	0.333	0.150	$0.0356 \pm 0.0692 \pm 0.0138$	$0.0091 \pm 0.1314 \pm 0.0230$	
	0.23 – 0.35	0.124	0.476	3.050	0.335	0.286	$0.0553 \pm 0.0812 \pm 0.0114$	$0.1074 \pm 0.1481 \pm 0.0190$	
0.37 – 0.47	0.35 – 0.51	0.124	0.520	3.322	0.334	0.426	$0.0459 \pm 0.0819 \pm 0.0108$	$0.0627 \pm 0.1397 \pm 0.0185$	
	0.51 – 1.80	0.123	0.544	3.456	0.334	0.679	$0.0075 \pm 0.0843 \pm 0.0106$	$0.0570 \pm 0.1358 \pm 0.0163$	
	0.05 – 0.23	0.124	0.421	2.693	0.415	0.153	$-0.0818 \pm 0.0726 \pm 0.0034$	$-0.1248 \pm 0.1457 \pm 0.0035$	
0.47 – 0.70	0.23 – 0.35	0.124	0.441	2.823	0.416	0.287	$-0.0455 \pm 0.0766 \pm 0.0102$	$-0.1077 \pm 0.1470 \pm 0.0151$	
	0.35 – 0.51	0.124	0.487	3.111	0.417	0.423	$-0.0498 \pm 0.0796 \pm 0.0080$	$-0.0188 \pm 0.1459 \pm 0.0189$	
	0.51 – 1.80	0.123	0.537	3.424	0.416	0.704	$0.0139 \pm 0.0756 \pm 0.0134$	$0.0108 \pm 0.1258 \pm 0.0199$	
0.149 – 0.400	0.20 – 0.30	0.05 – 0.23	0.210	0.479	5.177	0.249	0.149	$-0.0049 \pm 0.0551 \pm 0.0026$	$-0.0037 \pm 0.0979 \pm 0.0056$
		0.23 – 0.35	0.212	0.498	5.391	0.252	0.285	$0.0317 \pm 0.0697 \pm 0.0089$	$0.0572 \pm 0.1198 \pm 0.0155$
		0.35 – 0.51	0.207	0.515	5.445	0.249	0.424	$0.0602 \pm 0.0748 \pm 0.0068$	$0.1294 \pm 0.1240 \pm 0.0083$
0.30 – 0.37	0.51 – 1.80	0.212	0.515	5.545	0.253	0.636	$0.0135 \pm 0.0930 \pm 0.0092$	$0.0509 \pm 0.1495 \pm 0.0143$	
	0.05 – 0.23	0.207	0.449	4.823	0.332	0.152	$0.0911 \pm 0.0749 \pm 0.0201$	$0.1948 \pm 0.1397 \pm 0.0331$	
	0.23 – 0.35	0.215	0.449	4.942	0.335	0.288	$0.0653 \pm 0.0853 \pm 0.0221$	$0.2102 \pm 0.1551 \pm 0.0309$	
0.37 – 0.47	0.35 – 0.51	0.216	0.473	5.208	0.334	0.424	$0.0033 \pm 0.0899 \pm 0.0091$	$-0.0257 \pm 0.1588 \pm 0.0162$	
	0.51 – 1.80	0.207	0.479	5.051	0.334	0.679	$0.0954 \pm 0.0960 \pm 0.0151$	$0.1539 \pm 0.1629 \pm 0.0246$	
	0.05 – 0.23	0.205	0.433	4.601	0.413	0.156	$-0.0778 \pm 0.0810 \pm 0.0084$	$-0.1331 \pm 0.1563 \pm 0.0170$	
0.47 – 0.70	0.23 – 0.35	0.209	0.431	4.661	0.416	0.288	$-0.0074 \pm 0.0865 \pm 0.0045$	$-0.0277 \pm 0.1656 \pm 0.0073$	
	0.35 – 0.51	0.214	0.455	5.000	0.417	0.421	$-0.0774 \pm 0.0843 \pm 0.0114$	$-0.1690 \pm 0.1549 \pm 0.0215$	
	0.51 – 1.80	0.208	0.484	5.140	0.417	0.699	$0.0276 \pm 0.0871 \pm 0.0028$	$0.0739 \pm 0.1521 \pm 0.0058$	
0.149 – 0.400	0.20 – 0.30	0.05 – 0.23	0.203	0.428	4.525	0.552	0.158	$0.1184 \pm 0.0914 \pm 0.0030$	$0.1989 \pm 0.1823 \pm 0.0020$
		0.23 – 0.35	0.206	0.426	4.555	0.553	0.291	$0.1104 \pm 0.0877 \pm 0.0037$	$0.2111 \pm 0.1737 \pm 0.0066$
		0.35 – 0.51	0.210	0.432	4.685	0.558	0.425	$-0.1126 \pm 0.0855 \pm 0.0044$	$-0.1584 \pm 0.1671 \pm 0.0103$
0.51 – 1.80	0.212	0.468	5.050	0.561	0.699	$-0.0689 \pm 0.0775 \pm 0.0064$	$-0.0903 \pm 0.1409 \pm 0.0122$		

Table A.19

Three-dimensional lepton asymmetries (column 9) and virtual-photon asymmetries (column 10) for protons as a function of x_B , z , and $P_{h,L}$ for data collected on a hydrogen target. The bin intervals are given in the first three columns. The average values of the indicated kinematic variables are given in columns 4 to 8. For the quoted uncertainties, the first is statistical, while the second is systematic.

Kinematic bin			Average value					p		
x_B	z	$P_{h,L}$ [GeV]	$\langle x_B \rangle$	$\langle y \rangle$	$\langle Q^2 \rangle$ [GeV ²]	$\langle z \rangle$	$\langle P_{h,L} \rangle$ [GeV]	$\bar{A}_{LU}^{\sin(\phi)}$	$A_{LU}^{\sin(\phi)}$	
0.023 – 0.071	0.20 – 0.30	0.05 – 0.23	0.047	0.681	1.639	0.259	0.167	$-0.0180 \pm 0.0566 \pm 0.0108$	$-0.0249 \pm 0.0838 \pm 0.0164$	
		0.23 – 0.35	0.045	0.703	1.616	0.256	0.294	$0.0034 \pm 0.0451 \pm 0.0050$	$0.0045 \pm 0.0663 \pm 0.0073$	
		0.35 – 0.51	0.044	0.712	1.610	0.254	0.431	$0.0407 \pm 0.0341 \pm 0.0033$	$0.0579 \pm 0.0499 \pm 0.0049$	
	0.30 – 0.37	0.51 – 1.80	0.043	0.721	1.605	0.256	0.674	$-0.0072 \pm 0.0264 \pm 0.0008$	$-0.0101 \pm 0.0386 \pm 0.0008$	
		0.05 – 0.23	0.051	0.582	1.514	0.336	0.160	$-0.1102 \pm 0.0491 \pm 0.0066$	$-0.1892 \pm 0.0795 \pm 0.0091$	
		0.23 – 0.35	0.049	0.617	1.528	0.335	0.292	$-0.0184 \pm 0.0443 \pm 0.0017$	$-0.0380 \pm 0.0697 \pm 0.0008$	
	0.37 – 0.47	0.35 – 0.51	0.047	0.633	1.528	0.334	0.430	$0.0421 \pm 0.0370 \pm 0.0008$	$0.0616 \pm 0.0577 \pm 0.0031$	
		0.51 – 1.80	0.046	0.657	1.538	0.335	0.702	$-0.0373 \pm 0.0284 \pm 0.0039$	$-0.0540 \pm 0.0435 \pm 0.0048$	
		0.05 – 0.23	0.054	0.528	1.447	0.417	0.156	$0.0017 \pm 0.0420 \pm 0.0052$	$0.0025 \pm 0.0732 \pm 0.0032$	
	0.47 – 0.70	0.23 – 0.35	0.051	0.575	1.478	0.417	0.292	$-0.0488 \pm 0.0392 \pm 0.0039$	$-0.0837 \pm 0.0659 \pm 0.0028$	
		0.35 – 0.51	0.049	0.600	1.497	0.417	0.428	$0.0444 \pm 0.0337 \pm 0.0047$	$0.0780 \pm 0.0557 \pm 0.0039$	
		0.51 – 1.80	0.048	0.629	1.510	0.417	0.725	$-0.0159 \pm 0.0268 \pm 0.0141$	$-0.0185 \pm 0.0430 \pm 0.0252$	
	0.071 – 0.104	0.20 – 0.30	0.05 – 0.23	0.086	0.657	2.914	0.264	0.157	$-0.1184 \pm 0.0839 \pm 0.0086$	$-0.1743 \pm 0.1248 \pm 0.0117$
			0.23 – 0.35	0.086	0.673	2.979	0.261	0.291	$0.0603 \pm 0.0798 \pm 0.0113$	$0.0891 \pm 0.1182 \pm 0.0179$
			0.35 – 0.51	0.085	0.683	3.002	0.258	0.430	$0.0137 \pm 0.0625 \pm 0.0020$	$0.0151 \pm 0.0923 \pm 0.0030$
0.30 – 0.37	0.51 – 1.80	0.085	0.694	3.054	0.259	0.670	$0.0017 \pm 0.0546 \pm 0.0020$	$-0.0033 \pm 0.0804 \pm 0.0037$		
	0.05 – 0.23	0.086	0.559	2.498	0.337	0.154	$0.0305 \pm 0.0627 \pm 0.0008$	$0.0390 \pm 0.1023 \pm 0.0029$		
	0.23 – 0.35	0.086	0.573	2.550	0.337	0.289	$-0.0090 \pm 0.0634 \pm 0.0004$	$-0.0168 \pm 0.1030 \pm 0.0032$		
0.37 – 0.47	0.35 – 0.51	0.086	0.588	2.617	0.336	0.427	$0.0346 \pm 0.0577 \pm 0.0121$	$0.0621 \pm 0.0929 \pm 0.0200$		
	0.51 – 1.80	0.085	0.613	2.705	0.336	0.695	$-0.0623 \pm 0.0508 \pm 0.0015$	$-0.0986 \pm 0.0801 \pm 0.0039$		
	0.05 – 0.23	0.086	0.489	2.185	0.420	0.154	$-0.0368 \pm 0.0467 \pm 0.0056$	$-0.0687 \pm 0.0853 \pm 0.0135$		
0.47 – 0.70	0.23 – 0.35	0.086	0.512	2.276	0.420	0.289	$0.0327 \pm 0.0471 \pm 0.0017$	$0.0786 \pm 0.0850 \pm 0.0048$		
	0.35 – 0.51	0.086	0.532	2.357	0.419	0.425	$0.1048 \pm 0.0455 \pm 0.0027$	$0.1914 \pm 0.0811 \pm 0.0043$		
	0.51 – 1.80	0.085	0.557	2.458	0.420	0.710	$-0.0055 \pm 0.0413 \pm 0.0114$	$0.0023 \pm 0.0712 \pm 0.0182$		
0.104 – 0.149	0.20 – 0.30	0.05 – 0.23	0.123	0.644	4.090	0.265	0.157	$-0.0877 \pm 0.0986 \pm 0.0289$	$-0.1362 \pm 0.1469 \pm 0.0446$	
		0.23 – 0.35	0.123	0.654	4.173	0.263	0.292	$-0.0145 \pm 0.1004 \pm 0.0141$	$-0.0236 \pm 0.1494 \pm 0.0213$	
		0.35 – 0.51	0.123	0.664	4.238	0.261	0.428	$-0.0300 \pm 0.0812 \pm 0.0106$	$-0.0411 \pm 0.1202 \pm 0.0171$	
0.30 – 0.37	0.51 – 1.80	0.123	0.680	4.312	0.261	0.665	$-0.0078 \pm 0.0727 \pm 0.0107$	$-0.0125 \pm 0.1070 \pm 0.0147$		
	0.05 – 0.23	0.124	0.550	3.535	0.338	0.153	$0.0514 \pm 0.0677 \pm 0.0071$	$0.1013 \pm 0.1110 \pm 0.0120$		
	0.23 – 0.35	0.124	0.561	3.593	0.337	0.290	$-0.0941 \pm 0.0734 \pm 0.0024$	$-0.1494 \pm 0.1204 \pm 0.0019$		
0.37 – 0.47	0.35 – 0.51	0.124	0.577	3.686	0.336	0.425	$0.0643 \pm 0.0694 \pm 0.0047$	$0.1041 \pm 0.1121 \pm 0.0036$		
	0.51 – 1.80	0.123	0.592	3.779	0.336	0.688	$-0.0549 \pm 0.0634 \pm 0.0126$	$-0.0930 \pm 0.1009 \pm 0.0198$		
	0.05 – 0.23	0.124	0.485	3.122	0.420	0.154	$-0.0033 \pm 0.0511 \pm 0.0064$	$0.0056 \pm 0.0938 \pm 0.0112$		
0.47 – 0.70	0.23 – 0.35	0.125	0.501	3.227	0.421	0.288	$0.0565 \pm 0.0531 \pm 0.0052$	$0.1207 \pm 0.0958 \pm 0.0074$		
	0.35 – 0.51	0.124	0.520	3.337	0.420	0.424	$-0.0495 \pm 0.0524 \pm 0.0058$	$-0.0907 \pm 0.0935 \pm 0.0104$		
	0.51 – 1.80	0.123	0.548	3.483	0.420	0.703	$0.0527 \pm 0.0515 \pm 0.0008$	$0.0704 \pm 0.0887 \pm 0.0037$		
0.149 – 0.400	0.20 – 0.30	0.05 – 0.23	0.209	0.611	6.568	0.273	0.154	$-0.1610 \pm 0.1026 \pm 0.0276$	$-0.2383 \pm 0.1558 \pm 0.0395$	
		0.23 – 0.35	0.206	0.622	6.588	0.270	0.290	$-0.0367 \pm 0.1063 \pm 0.0165$	$-0.0570 \pm 0.1607 \pm 0.0229$	
		0.35 – 0.51	0.198	0.640	6.522	0.264	0.426	$0.0064 \pm 0.0931 \pm 0.0108$	$0.0038 \pm 0.1395 \pm 0.0162$	
0.30 – 0.37	0.51 – 1.80	0.199	0.639	6.525	0.267	0.671	$-0.0024 \pm 0.0955 \pm 0.0062$	$-0.0068 \pm 0.1421 \pm 0.0073$		
	0.05 – 0.23	0.220	0.532	6.031	0.338	0.152	$0.0292 \pm 0.0615 \pm 0.0041$	$0.0400 \pm 0.1028 \pm 0.0088$		
	0.23 – 0.35	0.216	0.539	5.987	0.338	0.288	$0.0708 \pm 0.0683 \pm 0.0141$	$0.1061 \pm 0.1138 \pm 0.0240$		
0.37 – 0.47	0.35 – 0.51	0.213	0.550	6.030	0.337	0.422	$-0.1048 \pm 0.0693 \pm 0.0058$	$-0.1727 \pm 0.1142 \pm 0.0078$		
	0.51 – 1.80	0.211	0.561	6.051	0.337	0.690	$-0.0073 \pm 0.0701 \pm 0.0139$	$0.0015 \pm 0.1140 \pm 0.0233$		
	0.05 – 0.23	0.218	0.476	5.334	0.421	0.153	$0.0341 \pm 0.0456 \pm 0.0083$	$0.0587 \pm 0.0841 \pm 0.0196$		
0.47 – 0.70	0.23 – 0.35	0.218	0.480	5.378	0.420	0.289	$-0.0350 \pm 0.0488 \pm 0.0045$	$-0.0646 \pm 0.0898 \pm 0.0084$		
	0.35 – 0.51	0.218	0.493	5.502	0.421	0.423	$-0.0476 \pm 0.0503 \pm 0.0082$	$-0.0537 \pm 0.0905 \pm 0.0179$		
	0.51 – 1.80	0.215	0.504	5.518	0.420	0.697	$0.0089 \pm 0.0520 \pm 0.0130$	$0.0051 \pm 0.0922 \pm 0.0189$		
0.149 – 0.400	0.20 – 0.30	0.05 – 0.23	0.214	0.430	4.783	0.557	0.156	$-0.0631 \pm 0.0423 \pm 0.0016$	$-0.0929 \pm 0.0865 \pm 0.0027$	
		0.23 – 0.35	0.214	0.426	4.726	0.564	0.291	$0.0180 \pm 0.0435 \pm 0.0117$	$-0.0074 \pm 0.0890 \pm 0.0280$	
		0.35 – 0.51	0.217	0.429	4.782	0.570	0.425	$0.0052 \pm 0.0400 \pm 0.0014$	$0.0005 \pm 0.0810 \pm 0.0018$	
		0.51 – 1.80	0.218	0.444	4.948	0.574	0.692	$-0.0162 \pm 0.0398 \pm 0.0086$	$-0.0324 \pm 0.0784 \pm 0.0169$	

Table A.20

Three-dimensional lepton asymmetries (column 9) and virtual-photon asymmetries (column 10) for anti-protons as a function of x_B , z , and $P_{h\perp}$ for data collected on a hydrogen target. The bin intervals are given in the first three columns. The average values of the indicated kinematic variables are given in columns 4 to 8. For the quoted uncertainties, the first is statistical, while the second is systematic.

Kinematic bin			Average value					\bar{p}	$\bar{A}_{LU}^{\sin(\phi)}$	$A_{LU}^{\sin(\phi)}$
x_B	z	$P_{h\perp}$ [GeV]	$\langle x_B \rangle$	$\langle y \rangle$	$\langle Q^2 \rangle$ [GeV ²]	$\langle z \rangle$	$\langle P_{h\perp} \rangle$ [GeV]			
0.023 – 0.071	0.20 – 0.30	0.05 – 0.23	0.045	0.701	1.620	0.255	0.169	$-0.0556 \pm 0.1188 \pm 0.0129$	$-0.0748 \pm 0.1737 \pm 0.0177$	
		0.23 – 0.35	0.044	0.724	1.647	0.252	0.294	$-0.0384 \pm 0.0913 \pm 0.0121$	$-0.0606 \pm 0.1333 \pm 0.0186$	
		0.35 – 0.51	0.043	0.727	1.624	0.253	0.431	$-0.0639 \pm 0.0686 \pm 0.0143$	$-0.0891 \pm 0.1002 \pm 0.0196$	
	0.30 – 0.37	0.51 – 1.80	0.043	0.733	1.628	0.255	0.668	$-0.0950 \pm 0.0519 \pm 0.0083$	$-0.1383 \pm 0.0759 \pm 0.0135$	
		0.05 – 0.23	0.049	0.611	1.548	0.334	0.162	$0.2040 \pm 0.1249 \pm 0.0576$	$0.3344 \pm 0.1939 \pm 0.0865$	
		0.23 – 0.35	0.047	0.651	1.549	0.333	0.294	$0.1323 \pm 0.1007 \pm 0.0097$	$0.2170 \pm 0.1537 \pm 0.0177$	
	0.37 – 0.47	0.35 – 0.51	0.046	0.660	1.552	0.333	0.431	$-0.0859 \pm 0.0822 \pm 0.0192$	$-0.1359 \pm 0.1250 \pm 0.0240$	
		0.51 – 1.80	0.045	0.683	1.569	0.333	0.702	$0.1275 \pm 0.0604 \pm 0.0147$	$0.1814 \pm 0.0911 \pm 0.0228$	
		0.05 – 0.23	0.051	0.578	1.495	0.415	0.160	$0.1165 \pm 0.1290 \pm 0.0029$	$0.1862 \pm 0.2096 \pm 0.0081$	
	0.47 – 0.70	0.23 – 0.35	0.049	0.627	1.544	0.416	0.290	$-0.0143 \pm 0.1070 \pm 0.0076$	$-0.0053 \pm 0.1683 \pm 0.0203$	
		0.35 – 0.51	0.047	0.652	1.549	0.416	0.429	$0.1121 \pm 0.0886 \pm 0.0051$	$0.1834 \pm 0.1382 \pm 0.0187$	
		0.51 – 1.80	0.046	0.667	1.542	0.415	0.732	$-0.0191 \pm 0.0659 \pm 0.0016$	$-0.0057 \pm 0.1024 \pm 0.0026$	
0.071 – 0.104	0.20 – 0.30	0.05 – 0.23	0.086	0.673	2.993	0.260	0.159	$0.0077 \pm 0.1797 \pm 0.0029$	$0.0029 \pm 0.2634 \pm 0.0041$	
		0.23 – 0.35	0.085	0.688	3.038	0.258	0.290	$-0.1992 \pm 0.1778 \pm 0.0419$	$-0.2897 \pm 0.2615 \pm 0.0598$	
		0.35 – 0.51	0.085	0.700	3.066	0.255	0.433	$-0.0106 \pm 0.1254 \pm 0.0142$	$-0.0056 \pm 0.1839 \pm 0.0243$	
0.30 – 0.37	0.51 – 1.80	0.085	0.701	3.089	0.258	0.660	$0.0665 \pm 0.1099 \pm 0.0219$	$0.0897 \pm 0.1612 \pm 0.0335$		
	0.05 – 0.23	0.086	0.586	2.617	0.334	0.148	$0.1186 \pm 0.1773 \pm 0.0158$	$0.2042 \pm 0.2784 \pm 0.0253$		
	0.23 – 0.35	0.086	0.608	2.706	0.335	0.294	$-0.1561 \pm 0.1615 \pm 0.0180$	$-0.2632 \pm 0.2518 \pm 0.0255$		
0.37 – 0.47	0.35 – 0.51	0.086	0.604	2.680	0.335	0.429	$-0.1681 \pm 0.1361 \pm 0.0138$	$-0.2286 \pm 0.2150 \pm 0.0266$		
	0.51 – 1.80	0.085	0.640	2.813	0.335	0.687	$-0.1106 \pm 0.1138 \pm 0.0054$	$-0.1740 \pm 0.1754 \pm 0.0091$		
	0.05 – 0.23	0.086	0.539	2.380	0.417	0.154	$0.0277 \pm 0.1562 \pm 0.0055$	$0.0715 \pm 0.2619 \pm 0.0110$		
0.47 – 0.70	0.23 – 0.35	0.085	0.567	2.500	0.417	0.290	$0.1798 \pm 0.1658 \pm 0.0251$	$0.3550 \pm 0.2722 \pm 0.0382$		
	0.35 – 0.51	0.085	0.567	2.497	0.415	0.430	$0.0867 \pm 0.1379 \pm 0.0218$	$0.1460 \pm 0.2295 \pm 0.0347$		
	0.51 – 1.80	0.086	0.597	2.643	0.417	0.716	$-0.1738 \pm 0.1126 \pm 0.0127$	$-0.2735 \pm 0.1867 \pm 0.0244$		
0.104 – 0.149	0.20 – 0.30	0.05 – 0.23	0.124	0.656	4.201	0.262	0.156	$0.1125 \pm 0.2266 \pm 0.0125$	$0.1566 \pm 0.3365 \pm 0.0207$	
		0.23 – 0.35	0.123	0.670	4.253	0.259	0.292	$-0.0354 \pm 0.2167 \pm 0.0107$	$-0.0355 \pm 0.3209 \pm 0.0129$	
		0.35 – 0.51	0.122	0.681	4.277	0.258	0.432	$0.0416 \pm 0.1619 \pm 0.0064$	$0.0627 \pm 0.2377 \pm 0.0106$	
0.30 – 0.37	0.51 – 1.80	0.122	0.689	4.355	0.261	0.649	$-0.1532 \pm 0.1494 \pm 0.0076$	$-0.2161 \pm 0.2195 \pm 0.0109$		
	0.05 – 0.23	0.123	0.575	3.669	0.336	0.156	$-0.3437 \pm 0.2078 \pm 0.0367$	$-0.5250 \pm 0.3241 \pm 0.0504$		
	0.23 – 0.35	0.124	0.583	3.726	0.334	0.289	$-0.0682 \pm 0.2061 \pm 0.0512$	$-0.1391 \pm 0.3274 \pm 0.0864$		
0.37 – 0.47	0.35 – 0.51	0.123	0.595	3.778	0.335	0.429	$0.2971 \pm 0.1663 \pm 0.0734$	$0.4054 \pm 0.2615 \pm 0.1106$		
	0.51 – 1.80	0.123	0.619	3.941	0.336	0.675	$0.0694 \pm 0.1428 \pm 0.0119$	$0.0928 \pm 0.2232 \pm 0.0167$		
	0.05 – 0.23	0.124	0.525	3.381	0.417	0.156	$0.1911 \pm 0.1882 \pm 0.0170$	$0.2235 \pm 0.3200 \pm 0.0280$		
0.47 – 0.70	0.23 – 0.35	0.124	0.525	3.373	0.417	0.289	$-0.1920 \pm 0.1865 \pm 0.0515$	$-0.3206 \pm 0.3182 \pm 0.0883$		
	0.35 – 0.51	0.124	0.546	3.487	0.414	0.426	$-0.0748 \pm 0.1589 \pm 0.0021$	$-0.1531 \pm 0.2736 \pm 0.0074$		
	0.51 – 1.80	0.122	0.583	3.680	0.417	0.711	$-0.1268 \pm 0.1427 \pm 0.0146$	$-0.1632 \pm 0.2373 \pm 0.0181$		
0.149 – 0.400	0.20 – 0.30	0.05 – 0.23	0.205	0.623	6.549	0.268	0.150	$-0.0519 \pm 0.2372 \pm 0.0431$	$-0.0854 \pm 0.3569 \pm 0.0620$	
		0.23 – 0.35	0.199	0.627	6.429	0.265	0.292	$0.0681 \pm 0.2459 \pm 0.0516$	$0.1100 \pm 0.3725 \pm 0.0796$	
		0.35 – 0.51	0.196	0.648	6.550	0.262	0.428	$0.1272 \pm 0.2127 \pm 0.0265$	$0.1855 \pm 0.3150 \pm 0.0371$	
0.30 – 0.37	0.51 – 1.80	0.191	0.653	6.406	0.269	0.652	$-0.2172 \pm 0.2148 \pm 0.0287$	$-0.3272 \pm 0.3186 \pm 0.0428$		
	0.05 – 0.23	0.213	0.545	5.983	0.334	0.156	$-0.2377 \pm 0.1935 \pm 0.0504$	$-0.3979 \pm 0.3162 \pm 0.0817$		
	0.23 – 0.35	0.208	0.554	5.943	0.336	0.292	$0.0954 \pm 0.2061 \pm 0.0125$	$0.1434 \pm 0.3327 \pm 0.0236$		
0.37 – 0.47	0.35 – 0.51	0.202	0.568	5.917	0.333	0.420	$-0.0590 \pm 0.1790 \pm 0.0254$	$-0.0688 \pm 0.2896 \pm 0.0438$		
	0.51 – 1.80	0.201	0.590	6.081	0.335	0.673	$0.1559 \pm 0.1657 \pm 0.0127$	$0.1931 \pm 0.2632 \pm 0.0161$		
	0.05 – 0.23	0.218	0.503	5.598	0.415	0.153	$-0.0380 \pm 0.1665 \pm 0.0072$	$-0.1288 \pm 0.2931 \pm 0.0137$		
0.47 – 0.70	0.23 – 0.35	0.208	0.501	5.364	0.414	0.292	$0.2091 \pm 0.1789 \pm 0.0212$	$0.4145 \pm 0.3204 \pm 0.0371$		
	0.35 – 0.51	0.215	0.522	5.727	0.415	0.428	$-0.1003 \pm 0.1687 \pm 0.0264$	$-0.2092 \pm 0.2906 \pm 0.0451$		
	0.51 – 1.80	0.206	0.536	5.653	0.418	0.687	$0.0180 \pm 0.1449 \pm 0.0088$	$0.0172 \pm 0.2509 \pm 0.0064$		
0.149 – 0.400	0.20 – 0.30	0.05 – 0.23	0.212	0.461	5.038	0.542	0.153	$0.0308 \pm 0.2432 \pm 0.0167$	$0.0231 \pm 0.4697 \pm 0.0402$	
		0.23 – 0.35	0.212	0.470	5.107	0.551	0.293	$0.0879 \pm 0.2154 \pm 0.0168$	$0.2042 \pm 0.4165 \pm 0.0245$	
		0.35 – 0.51	0.207	0.479	5.121	0.544	0.428	$0.0310 \pm 0.1927 \pm 0.0110$	$0.1992 \pm 0.3711 \pm 0.0354$	
		0.51 – 1.80	0.205	0.504	5.298	0.549	0.686	$-0.0894 \pm 0.1787 \pm 0.0141$	$-0.0552 \pm 0.3242 \pm 0.0378$	

Table A.21

Three-dimensional lepton asymmetries (column 9) and virtual-photon asymmetries (column 10) for positively charged pions as a function of x_B , z , and $P_{h\perp}$ for data collected on a deuteron target. The bin intervals are given in the first three columns. The average values of the indicated kinematic variables are given in columns 4 to 8. For the quoted uncertainties, the first is statistical, while the second is systematic.

Kinematic bin			Average value					π^+		
x_B	z	$P_{h\perp}$ [GeV]	$\langle x_B \rangle$	$\langle y \rangle$	$\langle Q^2 \rangle$ [GeV ²]	$\langle z \rangle$	$\langle P_{h\perp} \rangle$ [GeV]	$\bar{A}_{LU}^{\sin(\phi)}$	$A_{LU}^{\sin(\phi)}$	
0.023 – 0.071	0.20 – 0.30	0.05 – 0.23	0.052	0.563	1.460	0.244	0.158	0.0095 ± 0.0103 ± 0.0006	0.0209 ± 0.0174 ± 0.0004	
		0.23 – 0.35	0.048	0.617	1.503	0.244	0.292	−0.0023 ± 0.0097 ± 0.0002	−0.0024 ± 0.0155 ± 0.0018	
		0.35 – 0.51	0.047	0.648	1.527	0.246	0.426	0.0210 ± 0.0087 ± 0.0016	0.0311 ± 0.0134 ± 0.0009	
	0.30 – 0.37	0.51 – 1.80	0.045	0.689	1.569	0.253	0.632	−0.0110 ± 0.0102 ± 0.0003	−0.0158 ± 0.0153 ± 0.0010	
		0.05 – 0.23	0.053	0.535	1.432	0.332	0.157	0.0070 ± 0.0163 ± 0.0018	0.0140 ± 0.0282 ± 0.0048	
		0.23 – 0.35	0.050	0.586	1.478	0.332	0.291	−0.0070 ± 0.0152 ± 0.0021	−0.0160 ± 0.0250 ± 0.0058	
	0.37 – 0.47	0.35 – 0.51	0.048	0.619	1.500	0.332	0.430	0.0232 ± 0.0132 ± 0.0017	0.0377 ± 0.0210 ± 0.0039	
		0.51 – 1.80	0.046	0.661	1.539	0.334	0.675	0.0082 ± 0.0120 ± 0.0016	0.0136 ± 0.0183 ± 0.0026	
		0.05 – 0.23	0.054	0.513	1.407	0.415	0.157	0.0431 ± 0.0179 ± 0.0029	0.0744 ± 0.0317 ± 0.0038	
	0.47 – 0.70	0.23 – 0.35	0.051	0.566	1.451	0.415	0.292	0.0095 ± 0.0164 ± 0.0016	0.0181 ± 0.0276 ± 0.0009	
		0.35 – 0.51	0.049	0.597	1.481	0.416	0.428	−0.0047 ± 0.0140 ± 0.0034	−0.0031 ± 0.0230 ± 0.0060	
		0.51 – 1.80	0.047	0.642	1.522	0.417	0.713	−0.0176 ± 0.0115 ± 0.0031	−0.0273 ± 0.0180 ± 0.0049	
	0.071 – 0.104	0.20 – 0.30	0.05 – 0.23	0.086	0.484	2.155	0.248	0.148	−0.0087 ± 0.0125 ± 0.0025	−0.0149 ± 0.0231 ± 0.0060
			0.23 – 0.35	0.086	0.543	2.401	0.248	0.289	0.0245 ± 0.0141 ± 0.0008	0.0433 ± 0.0245 ± 0.0009
			0.35 – 0.51	0.085	0.566	2.498	0.248	0.424	−0.0084 ± 0.0144 ± 0.0016	−0.0110 ± 0.0234 ± 0.0006
0.30 – 0.37	0.51 – 1.80	0.085	0.615	2.712	0.255	0.622	0.0160 ± 0.0194 ± 0.0006	0.0216 ± 0.0299 ± 0.0003		
	0.05 – 0.23	0.087	0.440	1.969	0.333	0.151	−0.0079 ± 0.0175 ± 0.0032	−0.0220 ± 0.0348 ± 0.0033		
	0.23 – 0.35	0.086	0.491	2.181	0.333	0.288	0.0181 ± 0.0191 ± 0.0002	0.0289 ± 0.0357 ± 0.0007		
0.37 – 0.47	0.35 – 0.51	0.086	0.528	2.338	0.333	0.426	−0.0239 ± 0.0193 ± 0.0012	−0.0244 ± 0.0337 ± 0.0028		
	0.51 – 1.80	0.086	0.572	2.526	0.334	0.657	0.0141 ± 0.0208 ± 0.0002	0.0145 ± 0.0336 ± 0.0018		
	0.05 – 0.23	0.086	0.428	1.912	0.415	0.153	0.0208 ± 0.0185 ± 0.0040	0.0544 ± 0.0374 ± 0.0076		
0.47 – 0.70	0.23 – 0.35	0.086	0.460	2.054	0.417	0.289	0.0200 ± 0.0191 ± 0.0033	0.0384 ± 0.0371 ± 0.0100		
	0.35 – 0.51	0.086	0.503	2.233	0.417	0.424	0.0076 ± 0.0187 ± 0.0002	0.0113 ± 0.0343 ± 0.0026		
	0.51 – 1.80	0.086	0.552	2.442	0.417	0.690	0.0377 ± 0.0186 ± 0.0037	0.0641 ± 0.0313 ± 0.0085		
0.104 – 0.149	0.20 – 0.30	0.05 – 0.23	0.124	0.475	3.044	0.250	0.148	0.0240 ± 0.0148 ± 0.0009	0.0399 ± 0.0274 ± 0.0010	
		0.23 – 0.35	0.124	0.525	3.350	0.249	0.287	−0.0054 ± 0.0174 ± 0.0016	−0.0123 ± 0.0303 ± 0.0048	
		0.35 – 0.51	0.123	0.544	3.464	0.248	0.424	0.0094 ± 0.0183 ± 0.0029	0.0187 ± 0.0304 ± 0.0065	
0.30 – 0.37	0.51 – 1.80	0.123	0.576	3.662	0.255	0.618	−0.0167 ± 0.0256 ± 0.0002	−0.0310 ± 0.0402 ± 0.0018		
	0.05 – 0.23	0.124	0.424	2.718	0.334	0.153	−0.0018 ± 0.0202 ± 0.0002	−0.0054 ± 0.0403 ± 0.0030		
	0.23 – 0.35	0.124	0.460	2.948	0.334	0.287	0.0071 ± 0.0223 ± 0.0003	0.0205 ± 0.0423 ± 0.0007		
0.37 – 0.47	0.35 – 0.51	0.123	0.505	3.220	0.334	0.424	0.0623 ± 0.0236 ± 0.0055	0.1037 ± 0.0418 ± 0.0120		
	0.51 – 1.80	0.123	0.533	3.390	0.335	0.652	0.0144 ± 0.0267 ± 0.0028	0.0272 ± 0.0440 ± 0.0050		
	0.05 – 0.23	0.124	0.412	2.638	0.415	0.155	0.0144 ± 0.0210 ± 0.0001	0.0416 ± 0.0431 ± 0.0000		
0.47 – 0.70	0.23 – 0.35	0.124	0.423	2.714	0.417	0.287	−0.0026 ± 0.0220 ± 0.0003	−0.0054 ± 0.0440 ± 0.0020		
	0.35 – 0.51	0.124	0.474	3.037	0.418	0.422	−0.0013 ± 0.0222 ± 0.0030	0.0200 ± 0.0415 ± 0.0089		
	0.51 – 1.80	0.123	0.519	3.305	0.418	0.684	0.0333 ± 0.0235 ± 0.0029	0.0654 ± 0.0403 ± 0.0051		
0.149 – 0.400	0.20 – 0.30	0.05 – 0.23	0.210	0.465	5.030	0.249	0.151	0.0173 ± 0.0157 ± 0.0034	0.0329 ± 0.0288 ± 0.0049	
		0.23 – 0.35	0.215	0.479	5.254	0.251	0.286	0.0157 ± 0.0186 ± 0.0034	0.0172 ± 0.0333 ± 0.0047	
		0.35 – 0.51	0.210	0.496	5.303	0.250	0.422	0.0574 ± 0.0206 ± 0.0012	0.0916 ± 0.0356 ± 0.0028	
0.30 – 0.37	0.51 – 1.80	0.209	0.505	5.359	0.254	0.619	0.0342 ± 0.0305 ± 0.0020	0.0548 ± 0.0506 ± 0.0050		
	0.05 – 0.23	0.207	0.433	4.647	0.333	0.155	−0.0242 ± 0.0215 ± 0.0023	−0.0576 ± 0.0414 ± 0.0031		
	0.23 – 0.35	0.212	0.431	4.707	0.334	0.287	0.0395 ± 0.0237 ± 0.0014	0.0810 ± 0.0447 ± 0.0031		
0.37 – 0.47	0.35 – 0.51	0.215	0.458	5.029	0.334	0.420	0.0461 ± 0.0250 ± 0.0024	0.0679 ± 0.0458 ± 0.0039		
	0.51 – 1.80	0.208	0.476	5.038	0.334	0.650	0.0013 ± 0.0307 ± 0.0073	−0.0138 ± 0.0532 ± 0.0113		
	0.05 – 0.23	0.207	0.428	4.602	0.415	0.156	0.0362 ± 0.0226 ± 0.0054	0.0719 ± 0.0441 ± 0.0077		
0.47 – 0.70	0.23 – 0.35	0.209	0.422	4.565	0.416	0.289	0.0107 ± 0.0235 ± 0.0012	0.0168 ± 0.0457 ± 0.0035		
	0.35 – 0.51	0.213	0.437	4.788	0.418	0.421	−0.0019 ± 0.0237 ± 0.0032	−0.0260 ± 0.0448 ± 0.0070		
	0.51 – 1.80	0.209	0.472	5.038	0.419	0.670	0.0022 ± 0.0261 ± 0.0010	0.0049 ± 0.0464 ± 0.0029		
0.149 – 0.400	0.20 – 0.30	0.05 – 0.23	0.205	0.420	4.487	0.562	0.157	0.0685 ± 0.0231 ± 0.0022	0.1435 ± 0.0464 ± 0.0042	
		0.23 – 0.35	0.206	0.414	4.446	0.564	0.291	−0.0051 ± 0.0228 ± 0.0020	−0.0275 ± 0.0458 ± 0.0058	
		0.35 – 0.51	0.209	0.421	4.554	0.568	0.425	0.0127 ± 0.0210 ± 0.0013	0.0368 ± 0.0413 ± 0.0039	
0.51 – 1.80	0.211	0.457	4.939	0.576	0.687	0.0123 ± 0.0197 ± 0.0052	0.0210 ± 0.0365 ± 0.0115			

Table A.22

Three-dimensional lepton asymmetries (column 9) and virtual-photon asymmetries (column 10) for negatively charged pions as a function of x_B , z , and $P_{h\perp}$ for data collected on a deuteron target. The bin intervals are given in the first three columns. The average values of the indicated kinematic variables are given in columns 4 to 8. For the quoted uncertainties, the first is statistical, while the second is systematic.

Kinematic bin			Average value					π^-	
x_B	z	$P_{h\perp}$ [GeV]	$\langle x_B \rangle$	$\langle y \rangle$	$\langle Q^2 \rangle$ [GeV ²]	$\langle z \rangle$	$\langle P_{h\perp} \rangle$ [GeV]	$\bar{A}_{LU}^{\sin(\phi)}$	$A_{LU}^{\sin(\phi)}$
0.023 – 0.071	0.20 – 0.30	0.05 – 0.23	0.051	0.564	1.457	0.244	0.158	$-0.0072 \pm 0.0111 \pm 0.0038$	$-0.0132 \pm 0.0186 \pm 0.0053$
		0.23 – 0.35	0.048	0.619	1.499	0.243	0.292	$0.0083 \pm 0.0105 \pm 0.0015$	$0.0111 \pm 0.0167 \pm 0.0027$
		0.35 – 0.51	0.046	0.647	1.520	0.245	0.426	$-0.0004 \pm 0.0094 \pm 0.0001$	$-0.0007 \pm 0.0144 \pm 0.0005$
	0.30 – 0.37	0.51 – 1.80	0.045	0.691	1.566	0.252	0.635	$-0.0043 \pm 0.0107 \pm 0.0013$	$-0.0076 \pm 0.0160 \pm 0.0016$
		0.05 – 0.23	0.053	0.533	1.422	0.332	0.157	$0.0148 \pm 0.0178 \pm 0.0025$	$0.0331 \pm 0.0309 \pm 0.0049$
		0.23 – 0.35	0.050	0.589	1.472	0.333	0.292	$-0.0022 \pm 0.0166 \pm 0.0005$	$-0.0079 \pm 0.0273 \pm 0.0013$
	0.37 – 0.47	0.35 – 0.51	0.048	0.620	1.491	0.332	0.430	$0.0111 \pm 0.0144 \pm 0.0012$	$0.0170 \pm 0.0229 \pm 0.0023$
		0.51 – 1.80	0.046	0.660	1.535	0.334	0.679	$-0.0183 \pm 0.0131 \pm 0.0003$	$-0.0257 \pm 0.0199 \pm 0.0006$
		0.05 – 0.23	0.054	0.512	1.400	0.415	0.157	$0.0121 \pm 0.0194 \pm 0.0033$	$0.0186 \pm 0.0344 \pm 0.0052$
	0.47 – 0.70	0.23 – 0.35	0.051	0.567	1.442	0.415	0.292	$0.0106 \pm 0.0181 \pm 0.0036$	$0.0129 \pm 0.0306 \pm 0.0034$
		0.35 – 0.51	0.049	0.600	1.473	0.415	0.427	$0.0227 \pm 0.0156 \pm 0.0005$	$0.0403 \pm 0.0256 \pm 0.0031$
		0.51 – 1.80	0.047	0.644	1.512	0.416	0.718	$-0.0031 \pm 0.0128 \pm 0.0024$	$-0.0035 \pm 0.0199 \pm 0.0038$
0.071 – 0.104	0.20 – 0.30	0.05 – 0.23	0.086	0.484	2.152	0.248	0.148	$-0.0026 \pm 0.0136 \pm 0.0003$	$-0.0020 \pm 0.0252 \pm 0.0009$
		0.23 – 0.35	0.086	0.542	2.398	0.247	0.289	$-0.0018 \pm 0.0155 \pm 0.0001$	$-0.0044 \pm 0.0269 \pm 0.0011$
		0.35 – 0.51	0.085	0.564	2.483	0.247	0.425	$0.0467 \pm 0.0158 \pm 0.0003$	$0.0735 \pm 0.0257 \pm 0.0007$
	0.30 – 0.37	0.51 – 1.80	0.085	0.613	2.698	0.254	0.625	$0.0122 \pm 0.0208 \pm 0.0017$	$0.0128 \pm 0.0320 \pm 0.0024$
		0.05 – 0.23	0.086	0.438	1.956	0.333	0.151	$0.0549 \pm 0.0194 \pm 0.0033$	$0.1127 \pm 0.0384 \pm 0.0092$
		0.23 – 0.35	0.086	0.491	2.181	0.333	0.288	$-0.0060 \pm 0.0213 \pm 0.0030$	$-0.0067 \pm 0.0397 \pm 0.0047$
	0.37 – 0.47	0.35 – 0.51	0.086	0.527	2.332	0.333	0.426	$-0.0095 \pm 0.0215 \pm 0.0030$	$-0.0125 \pm 0.0374 \pm 0.0042$
		0.51 – 1.80	0.085	0.567	2.501	0.334	0.663	$0.0200 \pm 0.0230 \pm 0.0025$	$0.0331 \pm 0.0370 \pm 0.0050$
		0.05 – 0.23	0.086	0.424	1.892	0.416	0.154	$0.0369 \pm 0.0205 \pm 0.0026$	$0.0780 \pm 0.0416 \pm 0.0063$
	0.47 – 0.70	0.23 – 0.35	0.086	0.456	2.033	0.417	0.288	$0.0389 \pm 0.0217 \pm 0.0027$	$0.0856 \pm 0.0425 \pm 0.0008$
		0.35 – 0.51	0.086	0.504	2.235	0.417	0.424	$0.0327 \pm 0.0213 \pm 0.0049$	$0.0668 \pm 0.0392 \pm 0.0084$
		0.51 – 1.80	0.086	0.548	2.416	0.417	0.697	$0.0251 \pm 0.0211 \pm 0.0007$	$0.0491 \pm 0.0354 \pm 0.0017$
0.104 – 0.149	0.20 – 0.30	0.05 – 0.23	0.086	0.411	1.832	0.567	0.156	$0.0359 \pm 0.0200 \pm 0.0009$	$0.0675 \pm 0.0418 \pm 0.0014$
		0.23 – 0.35	0.086	0.425	1.897	0.569	0.289	$0.0444 \pm 0.0202 \pm 0.0019$	$0.1002 \pm 0.0416 \pm 0.0058$
		0.35 – 0.51	0.086	0.461	2.049	0.570	0.424	$0.0413 \pm 0.0190 \pm 0.0065$	$0.0729 \pm 0.0373 \pm 0.0104$
	0.30 – 0.37	0.51 – 1.80	0.086	0.523	2.311	0.567	0.723	$-0.0386 \pm 0.0180 \pm 0.0017$	$-0.0790 \pm 0.0321 \pm 0.0021$
		0.05 – 0.23	0.124	0.476	3.045	0.249	0.148	$0.0094 \pm 0.0164 \pm 0.0025$	$0.0085 \pm 0.0303 \pm 0.0034$
		0.23 – 0.35	0.123	0.525	3.350	0.249	0.287	$0.0109 \pm 0.0193 \pm 0.0036$	$0.0053 \pm 0.0336 \pm 0.0086$
	0.37 – 0.47	0.35 – 0.51	0.123	0.542	3.444	0.247	0.426	$0.0257 \pm 0.0203 \pm 0.0049$	$0.0430 \pm 0.0335 \pm 0.0075$
		0.51 – 1.80	0.123	0.570	3.624	0.254	0.620	$-0.0433 \pm 0.0278 \pm 0.0073$	$-0.0738 \pm 0.0436 \pm 0.0103$
		0.05 – 0.23	0.124	0.423	2.711	0.333	0.153	$-0.0149 \pm 0.0227 \pm 0.0053$	$-0.0409 \pm 0.0456 \pm 0.0126$
	0.47 – 0.70	0.23 – 0.35	0.124	0.458	2.938	0.334	0.287	$0.0457 \pm 0.0255 \pm 0.0067$	$0.0977 \pm 0.0483 \pm 0.0120$
		0.35 – 0.51	0.124	0.499	3.184	0.333	0.425	$-0.0121 \pm 0.0266 \pm 0.0050$	$-0.0144 \pm 0.0474 \pm 0.0111$
		0.51 – 1.80	0.123	0.525	3.338	0.334	0.658	$0.0278 \pm 0.0296 \pm 0.0023$	$0.0498 \pm 0.0490 \pm 0.0037$
0.149 – 0.400	0.20 – 0.30	0.05 – 0.23	0.124	0.408	2.614	0.415	0.155	$-0.0297 \pm 0.0240 \pm 0.0046$	$-0.0765 \pm 0.0492 \pm 0.0054$
		0.23 – 0.35	0.124	0.421	2.699	0.417	0.288	$0.0205 \pm 0.0252 \pm 0.0051$	$0.0490 \pm 0.0503 \pm 0.0090$
		0.35 – 0.51	0.124	0.472	3.020	0.417	0.422	$-0.0066 \pm 0.0260 \pm 0.0007$	$0.0183 \pm 0.0486 \pm 0.0036$
	0.30 – 0.37	0.51 – 1.80	0.123	0.510	3.244	0.417	0.691	$0.0020 \pm 0.0266 \pm 0.0025$	$0.0165 \pm 0.0458 \pm 0.0055$
		0.05 – 0.23	0.123	0.398	2.539	0.563	0.155	$-0.0097 \pm 0.0241 \pm 0.0025$	$-0.0171 \pm 0.0513 \pm 0.0037$
		0.23 – 0.35	0.124	0.402	2.573	0.565	0.289	$0.0107 \pm 0.0239 \pm 0.0041$	$0.0294 \pm 0.0502 \pm 0.0088$
	0.37 – 0.47	0.35 – 0.51	0.124	0.426	2.723	0.570	0.423	$-0.0056 \pm 0.0228 \pm 0.0015$	$0.0001 \pm 0.0462 \pm 0.0015$
		0.51 – 1.80	0.123	0.490	3.127	0.570	0.711	$-0.0202 \pm 0.0225 \pm 0.0039$	$-0.0399 \pm 0.0411 \pm 0.0083$
		0.05 – 0.23	0.208	0.463	4.972	0.249	0.151	$0.0142 \pm 0.0178 \pm 0.0036$	$0.0318 \pm 0.0328 \pm 0.0064$
	0.47 – 0.70	0.23 – 0.35	0.214	0.477	5.211	0.251	0.286	$-0.0046 \pm 0.0212 \pm 0.0061$	$-0.0110 \pm 0.0379 \pm 0.0102$
		0.35 – 0.51	0.209	0.494	5.260	0.249	0.424	$0.0001 \pm 0.0230 \pm 0.0030$	$0.0078 \pm 0.0399 \pm 0.0052$
		0.51 – 1.80	0.211	0.498	5.339	0.254	0.623	$0.0225 \pm 0.0326 \pm 0.0055$	$0.0415 \pm 0.0542 \pm 0.0098$
0.149 – 0.400	0.20 – 0.30	0.05 – 0.23	0.205	0.431	4.589	0.333	0.155	$-0.0191 \pm 0.0254 \pm 0.0051$	$-0.0345 \pm 0.0490 \pm 0.0118$
		0.23 – 0.35	0.211	0.427	4.642	0.333	0.287	$-0.0118 \pm 0.0275 \pm 0.0013$	$-0.0153 \pm 0.0522 \pm 0.0012$
		0.35 – 0.51	0.214	0.452	4.938	0.334	0.420	$0.0402 \pm 0.0289 \pm 0.0020$	$0.0690 \pm 0.0531 \pm 0.0055$
	0.30 – 0.37	0.51 – 1.80	0.208	0.466	4.939	0.334	0.660	$-0.0306 \pm 0.0341 \pm 0.0047$	$-0.0538 \pm 0.0596 \pm 0.0068$
		0.05 – 0.23	0.203	0.424	4.497	0.415	0.156	$0.0192 \pm 0.0271 \pm 0.0008$	$0.0441 \pm 0.0532 \pm 0.0018$
		0.23 – 0.35	0.208	0.415	4.480	0.416	0.290	$0.0649 \pm 0.0282 \pm 0.0015$	$0.1297 \pm 0.0551 \pm 0.0020$
	0.37 – 0.47	0.35 – 0.51	0.212	0.430	4.692	0.417	0.421	$0.0129 \pm 0.0280 \pm 0.0053$	$0.0281 \pm 0.0532 \pm 0.0092$
		0.51 – 1.80	0.210	0.461	4.937	0.418	0.681	$0.0303 \pm 0.0296 \pm 0.0020$	$0.0395 \pm 0.0533 \pm 0.0029$
		0.05 – 0.23	0.202	0.417	4.401	0.560	0.158	$-0.0003 \pm 0.0277 \pm 0.0029$	$0.0080 \pm 0.0558 \pm 0.0026$
	0.47 – 0.70	0.23 – 0.35	0.204	0.409	4.339	0.563	0.291	$-0.0523 \pm 0.0275 \pm 0.0014$	$-0.0880 \pm 0.0555 \pm 0.0038$
		0.35 – 0.51	0.207	0.413	4.426	0.566	0.425	$0.0278 \pm 0.0256 \pm 0.0022$	$0.0378 \pm 0.0507 \pm 0.0024$
		0.51 – 1.80	0.212	0.445	4.825	0.573	0.690	$-0.0411 \pm 0.0250 \pm 0.0088$	$-0.0497 \pm 0.0470 \pm 0.0159$

Table A.23

Three-dimensional lepton asymmetries (column 9) and virtual-photon asymmetries (column 10) for positively charged kaons as a function of x_B , z , and $P_{h\perp}$ for data collected on a deuteron target. The bin intervals are given in the first three columns. The average values of the indicated kinematic variables are given in columns 4 to 8. For the quoted uncertainties, the first is statistical, while the second is systematic.

Kinematic bin			Average value					K^+	
x_B	z	$P_{h\perp}$ [GeV]	$\langle x_B \rangle$	$\langle y \rangle$	$\langle Q^2 \rangle$ [GeV ²]	$\langle z \rangle$	$\langle P_{h\perp} \rangle$ [GeV]	$\bar{A}_{LU}^{\sin(\phi)}$	$A_{LU}^{\sin(\phi)}$
0.023 – 0.071	0.20 – 0.30	0.05 – 0.23	0.052	0.565	1.469	0.247	0.156	0.0025 ± 0.0306 ± 0.0019	0.0265 ± 0.0505 ± 0.0048
		0.23 – 0.35	0.049	0.618	1.516	0.246	0.291	0.0400 ± 0.0302 ± 0.0060	0.0656 ± 0.0476 ± 0.0060
		0.35 – 0.51	0.047	0.642	1.525	0.247	0.426	0.0166 ± 0.0281 ± 0.0059	0.0245 ± 0.0430 ± 0.0049
	0.30 – 0.37	0.51 – 1.80	0.045	0.689	1.571	0.255	0.644	0.0123 ± 0.0304 ± 0.0088	0.0274 ± 0.0452 ± 0.0106
		0.05 – 0.23	0.054	0.535	1.449	0.333	0.157	0.0238 ± 0.0430 ± 0.0023	0.0688 ± 0.0741 ± 0.0023
		0.23 – 0.35	0.050	0.589	1.491	0.333	0.290	0.0146 ± 0.0411 ± 0.0046	0.0298 ± 0.0673 ± 0.0010
	0.37 – 0.47	0.35 – 0.51	0.048	0.621	1.515	0.333	0.429	0.0330 ± 0.0365 ± 0.0009	0.0560 ± 0.0577 ± 0.0078
		0.51 – 1.80	0.046	0.665	1.553	0.335	0.688	0.0344 ± 0.0326 ± 0.0004	0.0479 ± 0.0497 ± 0.0020
		0.05 – 0.23	0.054	0.513	1.407	0.415	0.155	0.0430 ± 0.0434 ± 0.0058	0.0832 ± 0.0771 ± 0.0116
	0.47 – 0.70	0.23 – 0.35	0.051	0.564	1.459	0.416	0.291	−0.0294 ± 0.0435 ± 0.0159	−0.0321 ± 0.0741 ± 0.0198
		0.35 – 0.51	0.050	0.594	1.493	0.416	0.428	0.0101 ± 0.0383 ± 0.0103	0.0191 ± 0.0636 ± 0.0089
		0.51 – 1.80	0.047	0.645	1.535	0.418	0.727	0.0287 ± 0.0297 ± 0.0089	0.0404 ± 0.0465 ± 0.0084
0.071 – 0.104	0.20 – 0.30	0.05 – 0.23	0.086	0.499	2.212	0.251	0.147	−0.0140 ± 0.0388 ± 0.0005	−0.0015 ± 0.0683 ± 0.0054
		0.23 – 0.35	0.086	0.555	2.462	0.250	0.290	−0.0494 ± 0.0459 ± 0.0058	−0.0727 ± 0.0764 ± 0.0066
		0.35 – 0.51	0.085	0.560	2.469	0.250	0.425	0.0270 ± 0.0475 ± 0.0024	0.0363 ± 0.0765 ± 0.0062
0.30 – 0.37	0.51 – 1.80	0.086	0.608	2.682	0.256	0.629	0.0235 ± 0.0597 ± 0.0061	0.0453 ± 0.0914 ± 0.0065	
	0.05 – 0.23	0.086	0.454	2.030	0.334	0.149	−0.0635 ± 0.0471 ± 0.0065	−0.0968 ± 0.0887 ± 0.0066	
	0.23 – 0.35	0.086	0.499	2.213	0.334	0.287	0.0325 ± 0.0524 ± 0.0057	0.0671 ± 0.0953 ± 0.0127	
0.37 – 0.47	0.35 – 0.51	0.086	0.538	2.392	0.334	0.428	−0.0456 ± 0.0546 ± 0.0085	−0.0715 ± 0.0929 ± 0.0083	
	0.51 – 1.80	0.086	0.574	2.539	0.335	0.663	0.0657 ± 0.0575 ± 0.0019	0.1013 ± 0.0919 ± 0.0044	
	0.05 – 0.23	0.087	0.438	1.962	0.416	0.152	−0.0315 ± 0.0456 ± 0.0025	−0.0714 ± 0.0908 ± 0.0024	
0.47 – 0.70	0.23 – 0.35	0.086	0.473	2.099	0.417	0.287	0.0764 ± 0.0497 ± 0.0045	0.1072 ± 0.0954 ± 0.0120	
	0.35 – 0.51	0.086	0.513	2.278	0.419	0.424	0.1257 ± 0.0481 ± 0.0030	0.2244 ± 0.0883 ± 0.0018	
	0.51 – 1.80	0.086	0.560	2.476	0.419	0.696	−0.0265 ± 0.0471 ± 0.0044	−0.0374 ± 0.0792 ± 0.0108	
0.104 – 0.149	0.20 – 0.30	0.05 – 0.23	0.124	0.493	3.162	0.252	0.147	−0.0616 ± 0.0451 ± 0.0050	−0.0975 ± 0.0794 ± 0.0064
		0.23 – 0.35	0.124	0.535	3.424	0.252	0.286	−0.0369 ± 0.0553 ± 0.0015	−0.0525 ± 0.0925 ± 0.0054
		0.35 – 0.51	0.123	0.542	3.442	0.250	0.426	−0.0922 ± 0.0597 ± 0.0024	−0.1765 ± 0.0967 ± 0.0032
0.30 – 0.37	0.51 – 1.80	0.123	0.574	3.658	0.256	0.628	−0.2358 ± 0.0788 ± 0.0084	−0.3370 ± 0.1213 ± 0.0098	
	0.05 – 0.23	0.124	0.446	2.864	0.334	0.150	0.0033 ± 0.0546 ± 0.0134	−0.0201 ± 0.1032 ± 0.0187	
	0.23 – 0.35	0.124	0.484	3.108	0.335	0.287	0.0658 ± 0.0628 ± 0.0005	0.0979 ± 0.1127 ± 0.0061	
0.37 – 0.47	0.35 – 0.51	0.123	0.523	3.341	0.334	0.425	0.0789 ± 0.0658 ± 0.0041	0.1564 ± 0.1115 ± 0.0053	
	0.51 – 1.80	0.123	0.537	3.420	0.335	0.659	0.1313 ± 0.0716 ± 0.0072	0.2426 ± 0.1152 ± 0.0056	
	0.05 – 0.23	0.124	0.425	2.726	0.416	0.154	−0.0602 ± 0.0518 ± 0.0057	−0.1022 ± 0.1035 ± 0.0120	
0.47 – 0.70	0.23 – 0.35	0.124	0.449	2.878	0.417	0.287	−0.0429 ± 0.0565 ± 0.0119	−0.1422 ± 0.1080 ± 0.0217	
	0.35 – 0.51	0.124	0.493	3.154	0.419	0.423	−0.0051 ± 0.0576 ± 0.0070	0.0342 ± 0.1055 ± 0.0028	
	0.51 – 1.80	0.123	0.525	3.346	0.419	0.694	−0.0001 ± 0.0575 ± 0.0070	−0.0033 ± 0.0965 ± 0.0154	
0.149 – 0.400	0.20 – 0.30	0.05 – 0.23	0.208	0.482	5.170	0.252	0.147	0.0379 ± 0.0472 ± 0.0059	0.0813 ± 0.0838 ± 0.0112
		0.23 – 0.35	0.210	0.498	5.336	0.254	0.285	0.0420 ± 0.0612 ± 0.0136	0.0675 ± 0.1050 ± 0.0228
		0.35 – 0.51	0.206	0.506	5.319	0.252	0.422	0.0163 ± 0.0703 ± 0.0166	0.0548 ± 0.1180 ± 0.0319
0.30 – 0.37	0.51 – 1.80	0.213	0.493	5.324	0.255	0.632	0.0451 ± 0.1019 ± 0.0135	0.1244 ± 0.1653 ± 0.0213	
	0.05 – 0.23	0.209	0.451	4.877	0.333	0.152	0.0602 ± 0.0567 ± 0.0022	0.1201 ± 0.1049 ± 0.0037	
	0.23 – 0.35	0.210	0.455	4.925	0.335	0.287	0.0095 ± 0.0639 ± 0.0030	0.0215 ± 0.1157 ± 0.0004	
0.37 – 0.47	0.35 – 0.51	0.210	0.489	5.257	0.336	0.421	0.0894 ± 0.0730 ± 0.0017	0.1671 ± 0.1260 ± 0.0077	
	0.51 – 1.80	0.205	0.474	4.937	0.336	0.670	0.0821 ± 0.0878 ± 0.0231	0.1520 ± 0.1450 ± 0.0346	
	0.05 – 0.23	0.208	0.436	4.709	0.415	0.155	−0.0638 ± 0.0546 ± 0.0028	−0.1238 ± 0.1051 ± 0.0012	
0.47 – 0.70	0.23 – 0.35	0.211	0.438	4.779	0.417	0.288	−0.0296 ± 0.0587 ± 0.0035	−0.0336 ± 0.1113 ± 0.0069	
	0.35 – 0.51	0.214	0.457	5.032	0.419	0.422	0.0049 ± 0.0600 ± 0.0056	−0.0217 ± 0.1101 ± 0.0113	
	0.51 – 1.80	0.206	0.488	5.149	0.421	0.685	0.0908 ± 0.0646 ± 0.0031	0.1395 ± 0.1117 ± 0.0015	
0.104 – 0.149	0.20 – 0.30	0.05 – 0.23	0.208	0.433	4.672	0.562	0.156	−0.0442 ± 0.0539 ± 0.0059	−0.0517 ± 0.1082 ± 0.0072
		0.23 – 0.35	0.210	0.432	4.709	0.566	0.291	0.0612 ± 0.0521 ± 0.0038	0.1424 ± 0.1035 ± 0.0057
		0.35 – 0.51	0.209	0.439	4.753	0.571	0.424	0.0436 ± 0.0480 ± 0.0003	0.0316 ± 0.0931 ± 0.0087
0.149 – 0.400	0.20 – 0.30	0.51 – 1.80	0.211	0.473	5.118	0.580	0.695	−0.0491 ± 0.0438 ± 0.0031	−0.0628 ± 0.0807 ± 0.0048

Table A.24

Three-dimensional lepton asymmetries (column 9) and virtual-photon asymmetries (column 10) for negatively charged kaons as a function of x_B , z , and $P_{h\perp}$ for data collected on a deuteron target. The bin intervals are given in the first three columns. The average values of the indicated kinematic variables are given in columns 4 to 8. For the quoted uncertainties, the first is statistical, while the second is systematic.

Kinematic bin			Average value					K^-		
x_B	z	$P_{h\perp}$ [GeV]	$\langle x_B \rangle$	$\langle y \rangle$	$\langle Q^2 \rangle$ [GeV ²]	$\langle z \rangle$	$\langle P_{h\perp} \rangle$ [GeV]	$\bar{A}_{LU}^{\sin(\phi)}$	$A_{LU}^{\sin(\phi)}$	
0.023 – 0.071	0.20 – 0.30	0.05 – 0.23	0.051	0.572	1.478	0.245	0.156	$0.0361 \pm 0.0404 \pm 0.0076$	$0.0564 \pm 0.0665 \pm 0.0099$	
		0.23 – 0.35	0.048	0.622	1.500	0.245	0.291	$-0.0242 \pm 0.0385 \pm 0.0142$	$-0.0370 \pm 0.0606 \pm 0.0195$	
		0.35 – 0.51	0.047	0.651	1.535	0.247	0.427	$-0.0697 \pm 0.0352 \pm 0.0091$	$-0.1079 \pm 0.0537 \pm 0.0127$	
	0.30 – 0.37	0.51 – 1.80	0.045	0.693	1.576	0.253	0.646	$0.0312 \pm 0.0370 \pm 0.0077$	$0.0447 \pm 0.0549 \pm 0.0113$	
		0.05 – 0.23	0.053	0.538	1.438	0.333	0.155	$-0.0331 \pm 0.0578 \pm 0.0029$	$-0.0551 \pm 0.0989 \pm 0.0009$	
		0.23 – 0.35	0.049	0.592	1.474	0.333	0.289	$0.0168 \pm 0.0561 \pm 0.0031$	$0.0172 \pm 0.0917 \pm 0.0087$	
	0.37 – 0.47	0.35 – 0.51	0.047	0.627	1.504	0.332	0.428	$-0.0105 \pm 0.0503 \pm 0.0009$	$-0.0040 \pm 0.0794 \pm 0.0025$	
		0.51 – 1.80	0.046	0.666	1.548	0.334	0.693	$-0.0151 \pm 0.0425 \pm 0.0066$	$-0.0207 \pm 0.0645 \pm 0.0073$	
		0.05 – 0.23	0.053	0.517	1.396	0.415	0.154	$-0.0485 \pm 0.0597 \pm 0.0046$	$-0.0860 \pm 0.1049 \pm 0.0050$	
	0.47 – 0.70	0.23 – 0.35	0.051	0.572	1.454	0.416	0.291	$0.0524 \pm 0.0607 \pm 0.0083$	$0.0760 \pm 0.1022 \pm 0.0085$	
		0.35 – 0.51	0.049	0.607	1.492	0.416	0.428	$-0.0073 \pm 0.0551 \pm 0.0118$	$-0.0129 \pm 0.0899 \pm 0.0138$	
		0.51 – 1.80	0.046	0.652	1.521	0.417	0.733	$-0.0178 \pm 0.0406 \pm 0.0095$	$-0.0366 \pm 0.0628 \pm 0.0123$	
0.071 – 0.104	0.20 – 0.30	0.05 – 0.23	0.054	0.509	1.401	0.550	0.157	$0.0171 \pm 0.0673 \pm 0.0014$	$-0.0175 \pm 0.1203 \pm 0.0026$	
		0.23 – 0.35	0.052	0.553	1.446	0.554	0.291	$-0.0531 \pm 0.0664 \pm 0.0019$	$-0.0679 \pm 0.1152 \pm 0.0018$	
		0.35 – 0.51	0.049	0.592	1.475	0.557	0.428	$0.1547 \pm 0.0553 \pm 0.0155$	$0.2609 \pm 0.0920 \pm 0.0188$	
0.104 – 0.149	0.20 – 0.30	0.51 – 1.80	0.047	0.641	1.522	0.561	0.771	$-0.0210 \pm 0.0381 \pm 0.0208$	$-0.0319 \pm 0.0600 \pm 0.0374$	
		0.05 – 0.23	0.086	0.499	2.212	0.249	0.146	$0.0202 \pm 0.0520 \pm 0.0057$	$0.0180 \pm 0.0921 \pm 0.0065$	
		0.23 – 0.35	0.086	0.554	2.451	0.248	0.289	$-0.0289 \pm 0.0637 \pm 0.0109$	$-0.0249 \pm 0.1066 \pm 0.0144$	
	0.30 – 0.37	0.35 – 0.51	0.086	0.569	2.513	0.247	0.426	$-0.0291 \pm 0.0626 \pm 0.0132$	$-0.0486 \pm 0.1000 \pm 0.0191$	
		0.51 – 1.80	0.085	0.623	2.753	0.254	0.637	$0.0078 \pm 0.0745 \pm 0.0072$	$-0.0090 \pm 0.1126 \pm 0.0081$	
		0.05 – 0.23	0.086	0.453	2.020	0.334	0.149	$-0.0432 \pm 0.0678 \pm 0.0111$	$0.0054 \pm 0.1296 \pm 0.0136$	
	0.37 – 0.47	0.23 – 0.35	0.086	0.505	2.251	0.334	0.289	$-0.0410 \pm 0.0750 \pm 0.0150$	$-0.1069 \pm 0.1347 \pm 0.0309$	
		0.35 – 0.51	0.086	0.541	2.396	0.334	0.427	$-0.0449 \pm 0.0786 \pm 0.0048$	$-0.0242 \pm 0.1333 \pm 0.0069$	
		0.51 – 1.80	0.085	0.578	2.554	0.335	0.675	$-0.0235 \pm 0.0787 \pm 0.0038$	$0.0015 \pm 0.1257 \pm 0.0050$	
	0.47 – 0.70	0.05 – 0.23	0.086	0.437	1.949	0.416	0.150	$0.0986 \pm 0.0683 \pm 0.0029$	$0.1851 \pm 0.1363 \pm 0.0049$	
		0.23 – 0.35	0.086	0.475	2.118	0.414	0.288	$-0.0768 \pm 0.0760 \pm 0.0021$	$-0.1532 \pm 0.1441 \pm 0.0071$	
		0.35 – 0.51	0.086	0.521	2.306	0.418	0.425	$0.0192 \pm 0.0765 \pm 0.0145$	$0.0207 \pm 0.1392 \pm 0.0248$	
0.104 – 0.149	0.20 – 0.30	0.51 – 1.80	0.085	0.563	2.487	0.418	0.707	$-0.0168 \pm 0.0696 \pm 0.0062$	$-0.0747 \pm 0.1157 \pm 0.0054$	
		0.05 – 0.23	0.086	0.432	1.922	0.551	0.154	$0.0376 \pm 0.0742 \pm 0.0163$	$0.1635 \pm 0.1517 \pm 0.0277$	
		0.23 – 0.35	0.086	0.444	1.973	0.558	0.288	$0.0816 \pm 0.0742 \pm 0.0080$	$0.1571 \pm 0.1485 \pm 0.0095$	
0.149 – 0.400	0.20 – 0.30	0.35 – 0.51	0.086	0.479	2.133	0.559	0.427	$0.0274 \pm 0.0698 \pm 0.0261$	$0.0057 \pm 0.1350 \pm 0.0448$	
		0.51 – 1.80	0.086	0.551	2.437	0.565	0.732	$-0.0243 \pm 0.0617 \pm 0.0097$	$-0.0477 \pm 0.1071 \pm 0.0185$	
		0.05 – 0.23	0.124	0.491	3.156	0.251	0.145	$-0.1021 \pm 0.0614 \pm 0.0096$	$-0.1797 \pm 0.1086 \pm 0.0122$	
	0.30 – 0.37	0.23 – 0.35	0.123	0.534	3.396	0.250	0.287	$-0.0481 \pm 0.0776 \pm 0.0089$	$-0.0735 \pm 0.1317 \pm 0.0105$	
		0.35 – 0.51	0.123	0.549	3.503	0.248	0.427	$0.0524 \pm 0.0767 \pm 0.0110$	$0.0881 \pm 0.1235 \pm 0.0170$	
		0.51 – 1.80	0.122	0.584	3.686	0.255	0.630	$-0.0582 \pm 0.0954 \pm 0.0077$	$-0.0826 \pm 0.1473 \pm 0.0141$	
	0.37 – 0.47	0.05 – 0.23	0.124	0.442	2.836	0.333	0.150	$-0.0630 \pm 0.0792 \pm 0.0070$	$-0.1006 \pm 0.1522 \pm 0.0129$	
		0.23 – 0.35	0.124	0.478	3.066	0.335	0.287	$0.0098 \pm 0.0968 \pm 0.0067$	$0.0870 \pm 0.1772 \pm 0.0065$	
		0.35 – 0.51	0.124	0.522	3.347	0.334	0.423	$-0.0046 \pm 0.0995 \pm 0.0209$	$0.0112 \pm 0.1692 \pm 0.0345$	
	0.47 – 0.70	0.51 – 1.80	0.123	0.533	3.400	0.334	0.673	$0.0017 \pm 0.0997 \pm 0.0037$	$0.0019 \pm 0.1620 \pm 0.0042$	
		0.05 – 0.23	0.123	0.421	2.677	0.414	0.152	$-0.0116 \pm 0.0814 \pm 0.0096$	$-0.0596 \pm 0.1633 \pm 0.0128$	
		0.23 – 0.35	0.123	0.442	2.823	0.417	0.288	$0.1179 \pm 0.0911 \pm 0.0058$	$0.2043 \pm 0.1804 \pm 0.0100$	
0.149 – 0.400	0.20 – 0.30	0.35 – 0.51	0.124	0.492	3.140	0.417	0.424	$0.0820 \pm 0.0934 \pm 0.0062$	$0.1475 \pm 0.1728 \pm 0.0084$	
		0.51 – 1.80	0.123	0.519	3.312	0.416	0.709	$0.0322 \pm 0.0917 \pm 0.0055$	$0.0914 \pm 0.1553 \pm 0.0146$	
		0.05 – 0.23	0.123	0.424	2.698	0.554	0.156	$0.0975 \pm 0.0920 \pm 0.0096$	$0.1480 \pm 0.1855 \pm 0.0209$	
0.149 – 0.400	0.30 – 0.37	0.23 – 0.35	0.124	0.429	2.745	0.556	0.289	$-0.1257 \pm 0.0886 \pm 0.0111$	$-0.2845 \pm 0.1766 \pm 0.0189$	
		0.35 – 0.51	0.124	0.448	2.875	0.561	0.426	$0.1097 \pm 0.0882 \pm 0.0026$	$0.2306 \pm 0.1744 \pm 0.0050$	
		0.51 – 1.80	0.123	0.522	3.310	0.563	0.723	$-0.0503 \pm 0.0769 \pm 0.0075$	$-0.0534 \pm 0.1354 \pm 0.0113$	
	0.37 – 0.47	0.05 – 0.23	0.207	0.477	5.085	0.249	0.148	$-0.1571 \pm 0.0675 \pm 0.0095$	$-0.3199 \pm 0.1201 \pm 0.0131$	
		0.23 – 0.35	0.214	0.493	5.393	0.251	0.288	$-0.0647 \pm 0.0894 \pm 0.0047$	$-0.1108 \pm 0.1541 \pm 0.0069$	
		0.35 – 0.51	0.205	0.507	5.303	0.249	0.426	$-0.0139 \pm 0.0936 \pm 0.0123$	$-0.0573 \pm 0.1567 \pm 0.0226$	
	0.47 – 0.70	0.51 – 1.80	0.208	0.511	5.406	0.254	0.635	$-0.0309 \pm 0.1213 \pm 0.0080$	$-0.0466 \pm 0.1966 \pm 0.0094$	
		0.05 – 0.23	0.205	0.442	4.707	0.333	0.152	$-0.2011 \pm 0.0901 \pm 0.0079$	$-0.4367 \pm 0.1695 \pm 0.0068$	
		0.23 – 0.35	0.212	0.445	4.834	0.335	0.289	$-0.0699 \pm 0.1042 \pm 0.0143$	$-0.0894 \pm 0.1931 \pm 0.0218$	
	0.149 – 0.400	0.20 – 0.30	0.35 – 0.51	0.214	0.474	5.149	0.333	0.422	$-0.2013 \pm 0.1102 \pm 0.0000$	$-0.3262 \pm 0.1947 \pm 0.0018$
			0.51 – 1.80	0.206	0.490	5.125	0.334	0.681	$0.1742 \pm 0.1156 \pm 0.0101$	$0.2641 \pm 0.1932 \pm 0.0185$
			0.05 – 0.23	0.202	0.431	4.531	0.414	0.155	$-0.0457 \pm 0.0961 \pm 0.0131$	$-0.0582 \pm 0.1869 \pm 0.0261$
0.149 – 0.400	0.30 – 0.37	0.23 – 0.35	0.209	0.434	4.692	0.416	0.289	$-0.1288 \pm 0.1044 \pm 0.0079$	$-0.3393 \pm 0.1971 \pm 0.0063$	
		0.35 – 0.51	0.210	0.444	4.775	0.419	0.422	$0.0515 \pm 0.1030 \pm 0.0031$	$0.0718 \pm 0.1930 \pm 0.0059$	
		0.51 – 1.80	0.205	0.479	4.999	0.418	0.687	$0.0056 \pm 0.1031 \pm 0.0025$	$-0.0284 \pm 0.1793 \pm 0.0057$	
0.149 – 0.400	0.37 – 0.47	0.05 – 0.23	0.200	0.433	4.484	0.552	0.154	$0.1374 \pm 0.1127 \pm 0.0107$	$0.1903 \pm 0.2227 \pm 0.0240$	
		0.23 – 0.35	0.203	0.430	4.521	0.558	0.288	$-0.0696 \pm 0.1043 \pm 0.0064$	$-0.1007 \pm 0.2009 \pm 0.0098$	
		0.35 – 0.51	0.207	0.429	4.572	0.558	0.424	$-0.1224 \pm 0.0975 \pm 0.0003$	$-0.2500 \pm 0.1913 \pm 0.0020$	
0.149 – 0.400	0.47 – 0.70	0.51 – 1.80	0.208	0.474	5.022	0.562	0.695	$-0.0575 \pm 0.0955 \pm 0.0288$	$-0.1258 \pm 0.1733 \pm 0.0515$	

Table A.25

Three-dimensional lepton asymmetries (column 9) and virtual-photon asymmetries (column 10) for protons as a function of x_B , z , and $P_{h\perp}$ for data collected on a deuterium target. The bin intervals are given in the first three columns. The average values of the indicated kinematic variables are given in columns 4 to 8. For the quoted uncertainties, the first is statistical, while the second is systematic.

Kinematic bin			Average value					p	
x_B	z	$P_{h\perp}$ [GeV]	$\langle x_B \rangle$	$\langle y \rangle$	$\langle Q^2 \rangle$ [GeV ²]	$\langle z \rangle$	$\langle P_{h\perp} \rangle$ [GeV]	$\bar{A}_{LU}^{\sin(\phi)}$	$A_{LU}^{\sin(\phi)}$
0.023 – 0.071	0.20 – 0.30	0.05 – 0.23	0.046	0.685	1.629	0.259	0.167	$-0.0160 \pm 0.0652 \pm 0.0044$	$-0.0139 \pm 0.0961 \pm 0.0073$
		0.23 – 0.35	0.044	0.705	1.597	0.256	0.295	$0.0343 \pm 0.0537 \pm 0.0133$	$0.0584 \pm 0.0790 \pm 0.0189$
		0.35 – 0.51	0.044	0.710	1.591	0.253	0.432	$0.0728 \pm 0.0391 \pm 0.0083$	$0.1036 \pm 0.0573 \pm 0.0117$
	0.30 – 0.37	0.51 – 1.80	0.043	0.720	1.600	0.256	0.672	$-0.0103 \pm 0.0317 \pm 0.0115$	$-0.0135 \pm 0.0464 \pm 0.0165$
		0.05 – 0.23	0.051	0.582	1.516	0.336	0.159	$0.0425 \pm 0.0582 \pm 0.0060$	$0.0644 \pm 0.0938 \pm 0.0054$
		0.23 – 0.35	0.049	0.617	1.531	0.335	0.293	$-0.0621 \pm 0.0510 \pm 0.0039$	$-0.1020 \pm 0.0803 \pm 0.0084$
	0.37 – 0.47	0.35 – 0.51	0.047	0.635	1.530	0.334	0.431	$-0.0476 \pm 0.0432 \pm 0.0187$	$-0.0721 \pm 0.0672 \pm 0.0303$
		0.51 – 1.80	0.046	0.657	1.525	0.334	0.702	$-0.0601 \pm 0.0332 \pm 0.0032$	$-0.0901 \pm 0.0508 \pm 0.0045$
		0.05 – 0.23	0.054	0.528	1.442	0.417	0.156	$0.0503 \pm 0.0487 \pm 0.0175$	$0.0760 \pm 0.0852 \pm 0.0272$
	0.47 – 0.70	0.23 – 0.35	0.051	0.576	1.476	0.418	0.292	$0.0344 \pm 0.0472 \pm 0.0078$	$0.0635 \pm 0.0799 \pm 0.0116$
		0.35 – 0.51	0.049	0.599	1.491	0.417	0.428	$0.0720 \pm 0.0401 \pm 0.0045$	$0.1120 \pm 0.0663 \pm 0.0100$
		0.51 – 1.80	0.047	0.631	1.505	0.417	0.727	$0.0051 \pm 0.0324 \pm 0.0036$	$0.0015 \pm 0.0519 \pm 0.0058$
0.071 – 0.104	0.20 – 0.30	0.05 – 0.23	0.086	0.655	2.918	0.265	0.156	$-0.1553 \pm 0.0993 \pm 0.0037$	$-0.2224 \pm 0.1477 \pm 0.0052$
		0.23 – 0.35	0.085	0.672	2.967	0.261	0.292	$0.0517 \pm 0.0949 \pm 0.0136$	$0.0765 \pm 0.1405 \pm 0.0203$
		0.35 – 0.51	0.085	0.681	3.010	0.258	0.430	$-0.0183 \pm 0.0757 \pm 0.0030$	$-0.0169 \pm 0.1117 \pm 0.0035$
0.30 – 0.37	0.51 – 1.80	0.085	0.693	3.039	0.260	0.666	$-0.0170 \pm 0.0652 \pm 0.0006$	$-0.0286 \pm 0.0957 \pm 0.0004$	
	0.05 – 0.23	0.086	0.561	2.500	0.337	0.154	$0.0881 \pm 0.0749 \pm 0.0332$	$0.1493 \pm 0.1226 \pm 0.0533$	
	0.23 – 0.35	0.086	0.575	2.573	0.336	0.290	$0.1299 \pm 0.0743 \pm 0.0216$	$0.1631 \pm 0.1206 \pm 0.0318$	
0.37 – 0.47	0.35 – 0.51	0.086	0.590	2.606	0.336	0.426	$-0.0898 \pm 0.0696 \pm 0.0075$	$-0.1289 \pm 0.1117 \pm 0.0081$	
	0.51 – 1.80	0.085	0.612	2.704	0.336	0.691	$-0.0013 \pm 0.0606 \pm 0.0027$	$-0.0090 \pm 0.0951 \pm 0.0083$	
	0.05 – 0.23	0.086	0.487	2.170	0.421	0.154	$0.0175 \pm 0.0562 \pm 0.0079$	$0.0244 \pm 0.1029 \pm 0.0087$	
0.47 – 0.70	0.23 – 0.35	0.086	0.511	2.281	0.421	0.290	$-0.0296 \pm 0.0570 \pm 0.0037$	$-0.0428 \pm 0.1029 \pm 0.0158$	
	0.35 – 0.51	0.086	0.531	2.358	0.419	0.426	$-0.0834 \pm 0.0537 \pm 0.0125$	$-0.1592 \pm 0.0953 \pm 0.0134$	
	0.51 – 1.80	0.086	0.559	2.471	0.419	0.711	$0.1157 \pm 0.0495 \pm 0.0170$	$0.1749 \pm 0.0847 \pm 0.0264$	
0.104 – 0.149	0.20 – 0.30	0.05 – 0.23	0.123	0.647	4.123	0.267	0.155	$0.1123 \pm 0.1155 \pm 0.0035$	$0.1782 \pm 0.1716 \pm 0.0027$
		0.23 – 0.35	0.123	0.662	4.224	0.263	0.290	$-0.0610 \pm 0.1131 \pm 0.0113$	$-0.0922 \pm 0.1671 \pm 0.0162$
		0.35 – 0.51	0.123	0.669	4.258	0.259	0.426	$-0.0053 \pm 0.0986 \pm 0.0157$	$-0.0141 \pm 0.1452 \pm 0.0206$
0.30 – 0.37	0.51 – 1.80	0.123	0.673	4.273	0.262	0.662	$-0.0630 \pm 0.0884 \pm 0.0078$	$-0.0983 \pm 0.1303 \pm 0.0105$	
	0.05 – 0.23	0.123	0.553	3.528	0.336	0.155	$-0.0009 \pm 0.0837 \pm 0.0035$	$0.0011 \pm 0.1365 \pm 0.0037$	
	0.23 – 0.35	0.124	0.562	3.616	0.338	0.290	$-0.0984 \pm 0.0917 \pm 0.0136$	$-0.1342 \pm 0.1504 \pm 0.0203$	
0.37 – 0.47	0.35 – 0.51	0.124	0.576	3.693	0.336	0.424	$0.0820 \pm 0.0847 \pm 0.0049$	$0.1171 \pm 0.1368 \pm 0.0042$	
	0.51 – 1.80	0.123	0.595	3.775	0.336	0.690	$0.0338 \pm 0.0765 \pm 0.0033$	$0.0495 \pm 0.1213 \pm 0.0049$	
	0.05 – 0.23	0.124	0.484	3.116	0.420	0.152	$-0.0942 \pm 0.0641 \pm 0.0053$	$-0.1611 \pm 0.1178 \pm 0.0042$	
0.47 – 0.70	0.23 – 0.35	0.124	0.495	3.174	0.419	0.289	$-0.0674 \pm 0.0682 \pm 0.0090$	$-0.1130 \pm 0.1240 \pm 0.0131$	
	0.35 – 0.51	0.124	0.523	3.343	0.420	0.423	$0.1489 \pm 0.0633 \pm 0.0115$	$0.3075 \pm 0.1125 \pm 0.0177$	
	0.51 – 1.80	0.123	0.540	3.438	0.419	0.700	$0.0117 \pm 0.0640 \pm 0.0176$	$0.0134 \pm 0.1113 \pm 0.0258$	
0.149 – 0.400	0.20 – 0.30	0.05 – 0.23	0.206	0.611	6.466	0.271	0.156	$-0.1266 \pm 0.1238 \pm 0.0476$	$-0.2084 \pm 0.1886 \pm 0.0711$
		0.23 – 0.35	0.205	0.623	6.587	0.270	0.293	$0.0793 \pm 0.1307 \pm 0.0004$	$0.1314 \pm 0.1978 \pm 0.0016$
		0.35 – 0.51	0.196	0.638	6.448	0.266	0.426	$-0.1992 \pm 0.1262 \pm 0.0190$	$-0.2882 \pm 0.1896 \pm 0.0280$
0.30 – 0.37	0.51 – 1.80	0.198	0.635	6.449	0.267	0.677	$-0.0901 \pm 0.1152 \pm 0.0019$	$-0.1194 \pm 0.1722 \pm 0.0038$	
	0.05 – 0.23	0.216	0.530	5.889	0.338	0.153	$-0.0116 \pm 0.0778 \pm 0.0184$	$-0.0120 \pm 0.1307 \pm 0.0327$	
	0.23 – 0.35	0.212	0.539	5.883	0.338	0.287	$-0.0540 \pm 0.0842 \pm 0.0043$	$-0.1022 \pm 0.1403 \pm 0.0051$	
0.37 – 0.47	0.35 – 0.51	0.209	0.552	5.931	0.337	0.423	$-0.0302 \pm 0.0832 \pm 0.0209$	$-0.0395 \pm 0.1361 \pm 0.0368$	
	0.51 – 1.80	0.209	0.555	5.937	0.337	0.698	$-0.0242 \pm 0.0890 \pm 0.0077$	$-0.0417 \pm 0.1453 \pm 0.0090$	
	0.05 – 0.23	0.215	0.475	5.272	0.420	0.154	$0.0364 \pm 0.0592 \pm 0.0080$	$0.0397 \pm 0.1095 \pm 0.0199$	
0.47 – 0.70	0.23 – 0.35	0.215	0.480	5.295	0.421	0.289	$0.0281 \pm 0.0643 \pm 0.0119$	$0.0415 \pm 0.1179 \pm 0.0251$	
	0.35 – 0.51	0.216	0.491	5.431	0.421	0.422	$0.0915 \pm 0.0638 \pm 0.0119$	$0.1237 \pm 0.1149 \pm 0.0221$	
	0.51 – 1.80	0.215	0.500	5.472	0.421	0.698	$0.0917 \pm 0.0652 \pm 0.0069$	$0.1657 \pm 0.1161 \pm 0.0101$	
0.104 – 0.149	0.20 – 0.30	0.05 – 0.23	0.212	0.429	4.723	0.559	0.155	$0.0537 \pm 0.0541 \pm 0.0138$	$0.1371 \pm 0.1108 \pm 0.0212$
		0.23 – 0.35	0.212	0.426	4.676	0.563	0.290	$0.0205 \pm 0.0552 \pm 0.0089$	$0.0566 \pm 0.1124 \pm 0.0254$
		0.35 – 0.51	0.216	0.424	4.711	0.569	0.425	$0.1053 \pm 0.0524 \pm 0.0055$	$0.1830 \pm 0.1064 \pm 0.0062$
0.149 – 0.400	0.20 – 0.30	0.51 – 1.80	0.216	0.436	4.808	0.573	0.696	$0.0168 \pm 0.0504 \pm 0.0024$	$0.0355 \pm 0.1003 \pm 0.0048$

Table A.26

Three-dimensional lepton asymmetries (column 9) and virtual-photon asymmetries (column 10) for anti-protons as a function of x_B , z , and $P_{h\perp}$ for data collected on a deuterium target. The bin intervals are given in the first three columns. The average values of the indicated kinematic variables are given in columns 4 to 8. For the quoted uncertainties, the first is statistical, while the second is systematic.

Kinematic bin			Average value					\bar{p}		
x_B	z	$P_{h\perp}$ [GeV]	$\langle x_B \rangle$	$\langle y \rangle$	$\langle Q^2 \rangle$ [GeV ²]	$\langle z \rangle$	$\langle P_{h\perp} \rangle$ [GeV]	$\bar{A}_{LU}^{\sin(\phi)}$	$A_{LU}^{\sin(\phi)}$	
0.023 – 0.071	0.20 – 0.30	0.05 – 0.23	0.046	0.700	1.642	0.256	0.165	$0.1579 \pm 0.1283 \pm 0.0290$	$0.2241 \pm 0.1875 \pm 0.0405$	
		0.23 – 0.35	0.044	0.724	1.640	0.253	0.295	$-0.0775 \pm 0.1080 \pm 0.0056$	$-0.1168 \pm 0.1575 \pm 0.0061$	
		0.35 – 0.51	0.043	0.725	1.622	0.253	0.431	$-0.1602 \pm 0.0774 \pm 0.0139$	$-0.2354 \pm 0.1134 \pm 0.0175$	
	0.30 – 0.37	0.51 – 1.80	0.043	0.734	1.614	0.255	0.665	$0.0791 \pm 0.0625 \pm 0.0147$	$0.1140 \pm 0.0911 \pm 0.0217$	
		0.05 – 0.23	0.049	0.615	1.551	0.334	0.161	$0.1721 \pm 0.1413 \pm 0.0237$	$0.2572 \pm 0.2204 \pm 0.0358$	
		0.23 – 0.35	0.047	0.647	1.555	0.334	0.292	$-0.1026 \pm 0.1212 \pm 0.0125$	$-0.1743 \pm 0.1860 \pm 0.0225$	
	0.37 – 0.47	0.35 – 0.51	0.046	0.662	1.553	0.333	0.434	$0.0847 \pm 0.0979 \pm 0.0190$	$0.1226 \pm 0.1483 \pm 0.0248$	
		0.51 – 1.80	0.045	0.677	1.554	0.335	0.696	$-0.0515 \pm 0.0673 \pm 0.0027$	$-0.0900 \pm 0.1020 \pm 0.0088$	
		0.05 – 0.23	0.051	0.572	1.497	0.415	0.159	$0.0568 \pm 0.1401 \pm 0.0253$	$0.1544 \pm 0.2275 \pm 0.0333$	
	0.47 – 0.70	0.23 – 0.35	0.049	0.624	1.537	0.416	0.292	$-0.2277 \pm 0.1238 \pm 0.0300$	$-0.3650 \pm 0.1968 \pm 0.0533$	
		0.35 – 0.51	0.047	0.643	1.527	0.416	0.427	$0.0610 \pm 0.0979 \pm 0.0305$	$0.1013 \pm 0.1542 \pm 0.0485$	
		0.51 – 1.80	0.045	0.667	1.539	0.416	0.724	$0.0636 \pm 0.0770 \pm 0.0138$	$0.0944 \pm 0.1192 \pm 0.0156$	
	0.071 – 0.104	0.20 – 0.30	0.05 – 0.23	0.053	0.535	1.458	0.549	0.154	$-0.1478 \pm 0.1557 \pm 0.0071$	$-0.2682 \pm 0.2699 \pm 0.0151$
			0.23 – 0.35	0.050	0.587	1.484	0.543	0.293	$-0.1342 \pm 0.1417 \pm 0.0077$	$-0.2124 \pm 0.2282 \pm 0.0166$
			0.35 – 0.51	0.049	0.608	1.488	0.549	0.428	$-0.1658 \pm 0.1258 \pm 0.0193$	$-0.2428 \pm 0.2017 \pm 0.0315$
	0.104 – 0.149	0.20 – 0.30	0.51 – 1.80	0.047	0.641	1.511	0.547	0.741	$0.1148 \pm 0.0895 \pm 0.0238$	$0.1776 \pm 0.1407 \pm 0.0335$
			0.05 – 0.23	0.086	0.673	3.000	0.259	0.155	$-0.1893 \pm 0.1913 \pm 0.0069$	$-0.2810 \pm 0.2794 \pm 0.0111$
			0.23 – 0.35	0.084	0.691	3.016	0.255	0.293	$-0.2323 \pm 0.1938 \pm 0.0295$	$-0.3494 \pm 0.2847 \pm 0.0462$
		0.30 – 0.37	0.35 – 0.51	0.085	0.694	3.051	0.257	0.430	$-0.0211 \pm 0.1500 \pm 0.0068$	$-0.0218 \pm 0.2208 \pm 0.0135$
			0.51 – 1.80	0.085	0.702	3.074	0.259	0.657	$0.0607 \pm 0.1319 \pm 0.0260$	$0.0787 \pm 0.1934 \pm 0.0392$
			0.05 – 0.23	0.087	0.585	2.628	0.338	0.155	$-0.0276 \pm 0.2074 \pm 0.0332$	$-0.0000 \pm 0.3258 \pm 0.0509$
		0.37 – 0.47	0.23 – 0.35	0.087	0.605	2.707	0.336	0.294	$-0.2087 \pm 0.1875 \pm 0.0098$	$-0.3865 \pm 0.2929 \pm 0.0172$
			0.35 – 0.51	0.086	0.605	2.691	0.334	0.429	$-0.0237 \pm 0.1514 \pm 0.0265$	$-0.0850 \pm 0.2398 \pm 0.0372$
			0.51 – 1.80	0.085	0.630	2.771	0.336	0.680	$0.0060 \pm 0.1361 \pm 0.0354$	$0.0180 \pm 0.2124 \pm 0.0494$
0.47 – 0.70		0.05 – 0.23	0.086	0.541	2.414	0.419	0.158	$0.0333 \pm 0.1824 \pm 0.0254$	$0.0271 \pm 0.3036 \pm 0.0395$	
		0.23 – 0.35	0.086	0.565	2.510	0.417	0.292	$0.2682 \pm 0.1794 \pm 0.0426$	$0.4282 \pm 0.3005 \pm 0.0808$	
		0.35 – 0.51	0.086	0.557	2.485	0.416	0.428	$0.2461 \pm 0.1582 \pm 0.0090$	$0.3995 \pm 0.2689 \pm 0.0099$	
0.104 – 0.149		0.20 – 0.30	0.51 – 1.80	0.085	0.593	2.616	0.415	0.712	$0.0964 \pm 0.1295 \pm 0.0042$	$0.1461 \pm 0.2122 \pm 0.0036$
			0.05 – 0.23	0.086	0.508	2.259	0.548	0.152	$-0.1929 \pm 0.2160 \pm 0.0093$	$-0.3112 \pm 0.3801 \pm 0.0181$
			0.23 – 0.35	0.086	0.525	2.324	0.549	0.290	$0.2320 \pm 0.2259 \pm 0.0166$	$0.3580 \pm 0.3907 \pm 0.0182$
0.149 – 0.400		0.20 – 0.30	0.35 – 0.51	0.086	0.534	2.376	0.552	0.427	$-0.0495 \pm 0.1740 \pm 0.0233$	$-0.1090 \pm 0.3075 \pm 0.0552$
			0.51 – 1.80	0.086	0.550	2.446	0.552	0.704	$0.0626 \pm 0.1372 \pm 0.0130$	$0.1635 \pm 0.2407 \pm 0.0143$
			0.05 – 0.23	0.122	0.652	4.116	0.263	0.160	$-0.0777 \pm 0.2671 \pm 0.0755$	$-0.1341 \pm 0.3942 \pm 0.1074$
		0.30 – 0.37	0.23 – 0.35	0.122	0.661	4.191	0.262	0.292	$0.0535 \pm 0.2227 \pm 0.0042$	$0.0844 \pm 0.3300 \pm 0.0074$
			0.35 – 0.51	0.123	0.681	4.326	0.258	0.428	$0.1504 \pm 0.1840 \pm 0.0289$	$0.2156 \pm 0.2716 \pm 0.0399$
			0.51 – 1.80	0.121	0.686	4.298	0.259	0.648	$-0.0027 \pm 0.1685 \pm 0.0051$	$-0.0325 \pm 0.2472 \pm 0.0043$
		0.37 – 0.47	0.05 – 0.23	0.123	0.565	3.603	0.336	0.153	$-0.2488 \pm 0.2058 \pm 0.0459$	$-0.3014 \pm 0.3356 \pm 0.0710$
			0.23 – 0.35	0.124	0.581	3.722	0.336	0.294	$0.0271 \pm 0.2243 \pm 0.0235$	$0.0640 \pm 0.3538 \pm 0.0375$
			0.35 – 0.51	0.123	0.598	3.789	0.336	0.425	$0.0701 \pm 0.2211 \pm 0.0180$	$0.1189 \pm 0.3499 \pm 0.0279$
	0.47 – 0.70	0.51 – 1.80	0.122	0.622	3.944	0.335	0.681	$0.1031 \pm 0.1722 \pm 0.0038$	$0.1588 \pm 0.2678 \pm 0.0093$	
		0.05 – 0.23	0.124	0.530	3.395	0.421	0.157	$0.1295 \pm 0.2422 \pm 0.0061$	$0.2913 \pm 0.4083 \pm 0.0100$	
		0.23 – 0.35	0.122	0.521	3.301	0.420	0.294	$-0.0072 \pm 0.1943 \pm 0.0179$	$-0.1137 \pm 0.3345 \pm 0.0247$	
	0.149 – 0.400	0.20 – 0.30	0.35 – 0.51	0.123	0.552	3.534	0.415	0.424	$-0.2644 \pm 0.1779 \pm 0.0370$	$-0.3583 \pm 0.3024 \pm 0.0621$
			0.51 – 1.80	0.123	0.572	3.635	0.416	0.707	$0.2744 \pm 0.1734 \pm 0.0319$	$0.4414 \pm 0.2893 \pm 0.0525$
			0.05 – 0.23	0.123	0.497	3.168	0.542	0.155	$0.2324 \pm 0.2701 \pm 0.0227$	$0.4541 \pm 0.4811 \pm 0.0566$
		0.30 – 0.37	0.23 – 0.35	0.123	0.500	3.199	0.541	0.290	$-0.0834 \pm 0.2312 \pm 0.0302$	$-0.0745 \pm 0.4150 \pm 0.0635$
			0.35 – 0.51	0.122	0.520	3.277	0.554	0.423	$-0.0976 \pm 0.1980 \pm 0.0254$	$-0.1232 \pm 0.3503 \pm 0.0449$
			0.51 – 1.80	0.123	0.520	3.315	0.558	0.692	$-0.1618 \pm 0.1908 \pm 0.0258$	$-0.2320 \pm 0.3604 \pm 0.0507$
		0.37 – 0.47	0.05 – 0.23	0.203	0.629	6.571	0.269	0.151	$0.0553 \pm 0.2864 \pm 0.0404$	$0.0867 \pm 0.4258 \pm 0.0611$
			0.23 – 0.35	0.196	0.629	6.354	0.265	0.294	$0.0133 \pm 0.2896 \pm 0.0345$	$0.0019 \pm 0.4320 \pm 0.0533$
			0.35 – 0.51	0.198	0.639	6.513	0.262	0.426	$0.0624 \pm 0.2260 \pm 0.0337$	$0.0909 \pm 0.3403 \pm 0.0521$
		0.47 – 0.70	0.51 – 1.80	0.193	0.654	6.490	0.266	0.642	$0.2687 \pm 0.2531 \pm 0.0079$	$0.3796 \pm 0.3720 \pm 0.0088$
			0.05 – 0.23	0.214	0.557	6.120	0.333	0.151	$0.3856 \pm 0.2238 \pm 0.0442$	$0.6164 \pm 0.3631 \pm 0.0657$
			0.23 – 0.35	0.216	0.540	5.985	0.335	0.288	$0.2972 \pm 0.2380 \pm 0.0722$	$0.5172 \pm 0.3905 \pm 0.1210$
0.149 – 0.400		0.20 – 0.30	0.35 – 0.51	0.204	0.565	5.905	0.335	0.422	$-0.1527 \pm 0.2186 \pm 0.0143$	$-0.2655 \pm 0.3517 \pm 0.0270$
			0.51 – 1.80	0.197	0.575	5.837	0.336	0.670	$0.0468 \pm 0.2095 \pm 0.0461$	$0.0615 \pm 0.3409 \pm 0.0657$
			0.05 – 0.23	0.210	0.503	5.448	0.413	0.156	$0.0976 \pm 0.2454 \pm 0.0173$	$0.1549 \pm 0.4273 \pm 0.0329$
0.30 – 0.37		0.23 – 0.35	0.207	0.498	5.290	0.421	0.293	$0.5266 \pm 0.2322 \pm 0.0327$	$0.9170 \pm 0.3965 \pm 0.0651$	
		0.35 – 0.51	0.208	0.523	5.574	0.417	0.427	$-0.2057 \pm 0.2027 \pm 0.0094$	$-0.3571 \pm 0.3445 \pm 0.0152$	
		0.51 – 1.80	0.202	0.540	5.576	0.414	0.689	$0.0394 \pm 0.1727 \pm 0.0250$	$0.0225 \pm 0.2940 \pm 0.0504$	
0.37 – 0.47		0.05 – 0.23	0.203	0.473	4.919	0.542	0.163	$0.0640 \pm 0.2541 \pm 0.0097$	$0.2991 \pm 0.4785 \pm 0.0200$	
		0.23 – 0.35	0.206	0.470	4.946	0.544	0.293	$-0.2648 \pm 0.2730 \pm 0.0532$	$-0.5809 \pm 0.5290 \pm 0.1159$	
		0.35 – 0.51	0.210	0.461	4.998	0.555	0.427	$0.0276 \pm 0.2213 \pm 0.0121$	$0.1110 \pm 0.4352 \pm 0.0320$	
0.47 – 0.70		0.51 – 1.80	0.198	0.507	5.164	0.553	0.716	$-0.1579 \pm 0.2279 \pm 0.0058$	$-0.2229 \pm 0.4205 \pm 0.0119$	

References

- [1] H. Avakian, A. Bressan, M. Contalbrigo, Experimental results on TMDs, Eur. Phys. J. A 52 (2016), Erratum: Eur. Phys. J. A 52 (2016) 165.
- [2] E.C. Aschenauer, U. D'Alesio, F. Murgia, TMDs and SSAs in hadronic interactions, Eur. Phys. J. A 52 (2016) 156, arXiv:1512.05379.
- [3] A. Bacchetta, Where do we stand with a 3-D picture of the proton?, Eur. Phys. J. A 52 (2016) 163.
- [4] I. Garzia, F. Giordano, Transverse-momentum-dependent fragmentation functions in e^+e^- annihilation, Eur. Phys. J. A 52 (2016) 152.
- [5] T.C. Rogers, An overview of transverse-momentum-dependent factorization and evolution, Eur. Phys. J. A 52 (2016) 153, arXiv:1509.04766.
- [6] R.L. Jaffe, Spin, twist and hadron structure in deep inelastic processes, in: The Spin Structure of the Nucleon. Proceedings, International School of Nucleon Structure, 1st Course, Erice, Italy, August 3–10, 1995, 1996, p. 42, arXiv: hep-ph/9602236.
- [7] R.L. Jaffe, M. Soldate, Twist-4 in the QCD analysis of leptonproduction, Phys. Lett. B 105 (1981) 467.
- [8] R.K. Ellis, W. Furmanski, R. Petronzio, Unraveling higher twists, Nucl. Phys. B 212 (1983) 29.
- [9] R.L. Jaffe, X. Ji, Studies of the transverse spin-dependent structure function $g_2(x, Q^2)$, Phys. Rev. D 43 (1991) 724.
- [10] R.L. Jaffe, X. Ji, Chiral-odd parton distributions and polarized Drell-Yan process, Phys. Rev. Lett. 67 (1991) 552.
- [11] K. Goeke, A. Metz, M. Schlegel, Parameterization of the quark-quark correlator of a spin-1/2 hadron, Phys. Lett. B 618 (2005) 90, arXiv:hep-ph/0504130.
- [12] P.J. Mulders, R.D. Tangerman, The complete tree-level result up to order 1/Q for polarized deep-inelastic leptonproduction, Nucl. Phys. B 461 (1996) 197, Erratum: Nucl. Phys. B 484 (1997) 538, arXiv:hep-ph/9510301.
- [13] A. Bacchetta, M. Diehl, K. Goeke, A. Metz, P.J. Mulders, M. Schlegel, Semi-inclusive deep inelastic scattering at small transverse momentum, J. High Energy Phys. 02 (2007) 093, arXiv:hep-ph/0611265.
- [14] D. Boer, P.J. Mulders, Time-reversal odd distribution functions in leptonproduction, Phys. Rev. D 57 (1998) 5780, arXiv:hep-ph/9711485.
- [15] J.C. Collins, D.E. Soper, Back-to-back jets in QCD, Nucl. Phys. B 193 (1981) 381, Erratum: Nucl. Phys. B 213 (1983) 545.
- [16] X. Ji, J.-P. Ma, F. Yuan, QCD factorization for spin-dependent cross sections in DIS and Drell-Yan processes at low transverse momentum, Phys. Lett. B 597 (2004) 299, arXiv:hep-ph/0405085.
- [17] J. Collins, Foundations of perturbative QCD, Camb. Monogr. Part. Phys. Nucl. Phys. Cosmol. 32 (2011) 1–624.
- [18] A. Bacchetta, U. D'Alesio, M. Diehl, C.A. Miller, Single-spin asymmetries: the Trento conventions, Phys. Rev. D 70 (2004) 117504, arXiv:hep-ph/0410050.
- [19] J.C. Collins, Fragmentation of transversely polarized quarks probed in transverse momentum distributions, Nucl. Phys. B 396 (1993) 161, arXiv:hep-ph/9208213.
- [20] J.C. Collins, Leading-twist single-transverse-spin asymmetries: Drell-Yan and deep-inelastic scattering, Phys. Lett. B 536 (2002) 43, arXiv:hep-ph/0204004.
- [21] L.P. Gamberg, D.S. Hwang, A. Metz, M. Schlegel, Light-cone divergence in twist-3 correlation functions, Phys. Lett. B 639 (2006) 508, arXiv:hep-ph/0604022.
- [22] H. Eguchi, Y. Koike, K. Tanaka, Twist-3 formalism for single transverse spin asymmetry reexamined: semi-inclusive deep inelastic scattering, Nucl. Phys. B 763 (2007) 198, arXiv:hep-ph/0610314.
- [23] D. Boer, Overview of TMD evolution, Int. J. Mod. Phys. Conf. Ser. 40 (2016) 1660014, arXiv:1502.00899.
- [24] K. Kanazawa, Y. Koike, A. Metz, D. Pitonyak, M. Schlegel, Operator constraints for twist-3 functions and Lorentz invariance properties of twist-3 observables, Phys. Rev. D 93 (2016) 054024, arXiv:1512.07233.
- [25] A.P. Chen, J.P. Ma, Light-cone singularities and transverse-momentum-dependent factorization at twist-3, Phys. Lett. B 768 (2017) 380, arXiv:1610.08634.
- [26] A. Bacchetta, D. Boer, M. Diehl, P.J. Mulders, Matches and mismatches in the descriptions of semi-inclusive processes at low and high transverse momentum, J. High Energy Phys. 08 (2008) 023, arXiv:0803.0227.
- [27] R.L. Jaffe, X. Ji, Chiral-odd parton distributions and Drell-Yan processes, Nucl. Phys. B 375 (1992) 527.
- [28] S. Wandzura, F. Wilczek, Sum rules for spin-dependent electroproduction - test of relativistic constituent quarks, Phys. Lett. B 72 (1977) 195.
- [29] S. Bastami, et al., Semi-inclusive deep-inelastic scattering in Wandzura-Wilczek-type approximation, J. High Energy Phys. 06 (2019) 007, arXiv:1807.10606.
- [30] M. Burkardt, Transverse force on quarks in deep-inelastic scattering, Phys. Rev. D 88 (2013) 114502, arXiv:0810.3589.
- [31] A.V. Efremov, K. Goeke, P. Schweitzer, Azimuthal asymmetries at CLAS: extraction of $e^d(x)$ and prediction of A_{UL} , Phys. Rev. D 67 (2003) 114014, arXiv: hep-ph/0208124.
- [32] A. Bacchetta, P.J. Mulders, F. Pijlman, New observables in longitudinal single-spin asymmetries in semi-inclusive DIS, Phys. Lett. B 595 (2004) 309, arXiv: hep-ph/0405154.
- [33] R.L. Jaffe, X. Ji, Novel quark fragmentation functions and the nucleon's transversity distribution, Phys. Rev. Lett. 71 (1993) 2547, arXiv:hep-ph/9307329.
- [34] A. Bacchetta, M. Radici, Two-hadron semi-inclusive production including sub-leading twist contributions, Phys. Rev. D 69 (2004) 074026, arXiv:hep-ph/0311173.
- [35] A. Metz, M. Schlegel, Twist-3 single-spin asymmetries in semi-inclusive deep-inelastic scattering, Eur. Phys. J. A 22 (2004) 489, arXiv:hep-ph/0403182.
- [36] C. Ceubilla, J. Ossmann, P. Schweitzer, D. Urbano, The twist-3 parton distribution function $e^d(x)$ in large- N_c chiral theory, Acta Phys. Pol. B 39 (2008) 609, arXiv: 0710.3103.
- [37] B. Pasquini, S. Rodini, The twist-three distribution $e^d(x, k_\perp)$ in a light-front model, Phys. Lett. B 788 (2019) 414, arXiv:1806.10932.
- [38] A.V. Efremov, P. Schweitzer, The chirally-odd twist-3 distribution $e^d(x)$, J. High Energy Phys. 08 (2003) 006, arXiv:hep-ph/0212044.
- [39] P. Schweitzer, Chirally-odd twist-3 distribution function $e^d(x)$ in the chiral quark-soliton model, Phys. Rev. D 67 (2003) 114010, arXiv:hep-ph/0303011.
- [40] Y. Ohnishi, M. Wakamatsu, πN sigma term and chiral-odd twist-3 distribution function $e^d(x)$ of the nucleon in the chiral quark soliton model, Phys. Rev. D 69 (2004) 114002, arXiv:hep-ph/0312044.
- [41] F. Yuan, The beam single spin asymmetry in semi-inclusive deep inelastic scattering, Phys. Lett. B 589 (2004) 28, arXiv:hep-ph/0310279.
- [42] L.P. Gamberg, D.S. Hwang, K.A. Oganessyan, Chiral-odd fragmentation functions in single pion inclusive electroproduction, Phys. Lett. B 584 (2004) 276, arXiv: hep-ph/0311221.
- [43] A.V. Afanasev, C.E. Carlson, Beam single-spin asymmetry in semi-inclusive deep inelastic scattering, Phys. Rev. D 74 (2006) 114027, arXiv:hep-ph/0603269.
- [44] W. Mao, Z. Lu, Beam single spin asymmetry of neutral pion production in semi-inclusive deep inelastic scattering, Phys. Rev. D 87 (2013) 014012, arXiv: 1210.4790.
- [45] W. Mao, Z. Lu, Beam spin asymmetries of charged and neutral pion production in semi-inclusive DIS, Eur. Phys. J. C 73 (2013) 2557, arXiv:1306.1004.
- [46] Y. Yang, Z. Lu, I. Schmidt, Twist-3 T-odd fragmentation functions G^\perp and \tilde{G}^\perp in a spectator model, Phys. Lett. B 761 (2016) 333, arXiv:1607.01638.
- [47] H. Avakian, et al., Measurement of beam-spin asymmetries for π^+ electroproduction above the baryon resonance region, Phys. Rev. D 69 (2004) 112004, arXiv:hep-ex/0301005.
- [48] M. Aghasyan, et al., Precise measurements of beam spin asymmetries in semi-inclusive π^0 production, Phys. Lett. B 704 (2011) 397, arXiv:1106.2293.
- [49] W. Gohn, et al., Beam-spin asymmetries from semi-inclusive pion electroproduction, Phys. Rev. D 89 (2014) 072011, arXiv:1402.4097.
- [50] A. Airapetian, et al., Beam-spin asymmetries in the azimuthal distribution of pion electroproduction, Phys. Lett. B 648 (2007) 164, arXiv:hep-ex/0612059.
- [51] C. Adolph, et al., Measurement of azimuthal hadron asymmetries in semi-inclusive deep inelastic scattering off unpolarised nucleons, Nucl. Phys. B 886 (2014) 1046, arXiv:1401.6284.
- [52] D.P. Barber, et al., The HERA polarimeter and the first observation of electron spin polarization at HERA, Nucl. Instrum. Methods A 329 (1993) 79.
- [53] M. Beckmann, et al., The longitudinal polarimeter at HERA, Nucl. Instrum. Methods A 479 (2002) 334, arXiv:physics/0009047.
- [54] K. Ackerstaff, et al., The HERMES spectrometer, Nucl. Instrum. Methods A 417 (1998) 230, arXiv:hep-ex/9806008.
- [55] N. Akopov, et al., The HERMES dual-radiator ring imaging Cherenkov detector, Nucl. Instrum. Methods A 479 (2002) 511, arXiv:physics/0104033.
- [56] A. Airapetian, et al., Azimuthal distributions of charged hadrons, pions, and kaons produced in deep-inelastic scattering off unpolarized protons and deuterons, Phys. Rev. D 87 (2013) 012010, arXiv:1204.4161.
- [57] C.A. Miller, Extracting azimuthal Fourier moments from sparse data, Internal communication of the HERMES Collaboration.
- [58] M. Schlegel, A. Metz, Two-photon exchange in (semi-)inclusive DIS, AIP Conf. Proc. 1149 (2009) 543, arXiv:0902.0781.
- [59] R. Seidl, et al., Measurement of azimuthal asymmetries in inclusive production of hadron pairs in e^+e^- annihilation at Belle, Phys. Rev. Lett. 96 (2006) 232002, arXiv:hep-ex/0507063.
- [60] R. Seidl, et al., Measurement of azimuthal asymmetries in inclusive production of hadron pairs in e^+e^- annihilation at $\sqrt{s} = 10.58$ GeV, Phys. Rev. D 78 (2008) 032011, Erratum: Phys. Rev. D 86 (2012) 039905, arXiv:0805.2975.
- [61] J.P. Lees, et al., Measurement of Collins asymmetries in inclusive production of charged pion pairs in e^+e^- annihilation at BABAR, Phys. Rev. D 90 (2014) 052003, arXiv:1309.5278.
- [62] A. Airapetian, et al., Single-spin asymmetries in semi-inclusive deep-inelastic scattering on a transversely polarized hydrogen target, Phys. Rev. Lett. 94 (2005) 012002, arXiv:hep-ex/0408013.
- [63] A. Airapetian, et al., Effects of transversity in deep-inelastic scattering by polarized protons, Phys. Lett. B 693 (2010) 11, arXiv:1006.4221.
- [64] X. Qian, et al., Single spin asymmetries in charged pion production from semi-inclusive deep inelastic scattering on a transversely polarized ^3He target at $Q^2 = 1.4\text{--}2.7$ GeV 2 , Phys. Rev. Lett. 107 (2011) 072003, arXiv:1106.0363.
- [65] C. Adolph, et al., Experimental investigation of transverse spin asymmetries in μ -p SIDIS processes: Collins asymmetries, Phys. Lett. B 717 (2012) 376, arXiv: 1205.5121.