

NGTS and WASP photometric recovery of a single-transit candidate from *TESS*

Samuel Gill,^{1,2★} Daniel Bayliss^{1,2}, Benjamin F. Cooke,^{1,2} Peter J. Wheatley^{1,2}, Louise D. Nielsen³, Monika Lendl^{3,4}, James McCormac,^{1,2} Edward M. Bryant,^{1,2} Jack S. Acton,⁵ David R. Anderson^{1,2}, Claudia Belardi,⁵ François Bouchy,³ Matthew R. Burleigh,⁵ Andrew Collier Cameron⁶, Sarah L. Casewell,⁵ Alexander Chaushev,⁷ Michael R. Goad,⁵ Maximilian N. Günther,^{8†} Coel Hellier,⁹ James A. G. Jackman^{1,2}, James S. Jenkins^{10,11}, Maximiliano Moyano,¹² Don Pollacco,^{1,2} Liam Raynard,⁵ Alexis M. S. Smith,¹³ Rosanna H. Tilbrook,⁵ Oliver Turner³, Stéphane Udry³ and Richard G. West^{1,2}

Affiliations are listed at the end of the paper

Accepted 2019 November 13. Received 2019 November 13; in original form 2019 October 11

ABSTRACT

The Transiting Exoplanet Survey Satellite (*TESS*) produces a large number of single-transit event candidates, since the mission monitors most stars for only ~ 27 d. Such candidates correspond to long-period planets or eclipsing binaries. Using the *TESS* Sector 1 full-frame images, we identified a 7750 ppm single-transit event with a duration of 7 h around the moderately evolved F-dwarf star TIC-238855958 ($T_{\text{mag}} = 10.23$, $T_{\text{eff}} = 6280 \pm 85$ K). Using archival WASP photometry we constrained the true orbital period to one of three possible values. We detected a subsequent transit-event with NGTS, which revealed the orbital period to be 38.20 d. Radial velocity measurements from the CORALIE Spectrograph show the secondary object has a mass of $M_2 = 0.148 \pm 0.003 M_{\odot}$, indicating this system is an F–M eclipsing binary. The radius of the M-dwarf companion is $R_2 = 0.171 \pm 0.003 R_{\odot}$, making this one of the most well characterized stars in this mass regime. We find that its radius is 2.3σ lower than expected from stellar evolution models.

Key words: binaries: eclipsing.

1 INTRODUCTION

The Transiting Exoplanet Survey Satellite (*TESS*, Ricker et al. 2015) has successfully completed its Year 1 survey of the southern ecliptic hemisphere, yielding over 1000 *TESS* Objects of Interest (TOIs). Already many of these systems have been confirmed as bona fide transiting exoplanets (e.g. Huang et al. 2018; Günther et al. 2019; Nielsen et al. 2019; Vanderburg et al. 2019). The majority of the TOIs are short period systems, with the mean orbital period of these at 7.89 d. This is due to the geometric probability of a transit being inversely proportional to the planet’s semimajor axis, and the fact that *TESS* only monitors most stars for a single 27 d Sector. In order to discover longer period systems in the *TESS* data we need to follow-up and characterize the systems

that only present a single-transit event in the *TESS* light curves. It is clear that there will be a large number of these single-transit candidates in the *TESS* data (Cooke et al. 2018; Villanueva, Dragomir & Gaudi 2019), and these longer period systems are scientifically valuable. For low-mass host stars (late K and early M) it will allow us to probe planets in the habitable zones. It is also important to study longer period eclipsing binaries as it allows us to study the mass–radius relationship for low-mass stars without the complicating effects of high stellar irradiation and strong tidal interactions.

With these longer period *TESS* systems in mind, we have begun a program within the ambit of the NGTS project (Wheatley et al. 2018) to find and characterize single-transit event candidates. This paper reports the first result from this program in which we determine photometrically the orbital period of the *TESS* single-transit candidate TIC-238855958. We also use spectroscopy to measure the mass of the secondary companion, revealing the system to be a long period F–M binary.

* E-mail: samuel.gill@warwick.ac.uk

† Juan Carlos Torres Fellow.

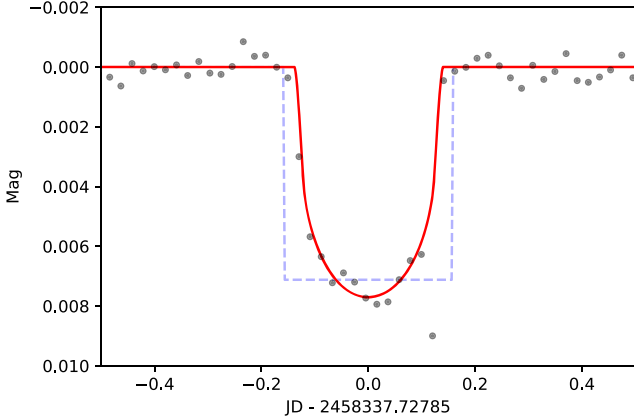


Figure 1. Difference imaging TESS light curve for TIC-238855958 (black) with best-fitting global model (red) and box used to detect the single-transit event (blue dashed).

In Section 2, we outline our single-transit event search of *TESS* data, which led to the discovery of TIC-238855958. We describe our search of archival WASP photometry in Section 3, and in Section 4 we describe our use of the NGTS facility to recover a subsequent transit of TIC-238855958. We analyse all the data and derive system parameters in Section 6, and finish with our conclusions in Section 7.

2 SINGLE-TRANSIT EVENT DETECTION

We conducted a systematic search of *TESS* light curves for single-transit events. We began by downloading the difference-imaging full-frame light curves produced using the pipeline from Oelkers & Stassun (2018). These light curves are publicly available on Filtergraph.¹ We downloaded all light curves with a contamination ratio < 5 . Before beginning our search, we flattened each light curve using the LIGHTKURVE tool, part of the publicly available Kepler/K2 community tools (Lightkurve Collaboration 2018). These flattened light curves were then searched systematically using the method set out in Osborn et al. (2016), searching for single-transit events up to 24 h in duration. We detected of the order of 1000 high signal-to-noise-ratio events per sector. We vet these candidate events further by checking for known systematics, known planets or eclipsing binaries, checking Gaia DR2 (Gaia Collaboration 2018) for blends and analysing the *TESS* full-frame images (FFIs) for asteroids and other external influences.

Using this process, TIC-238855958 was identified as a strong single-transit candidate in our search of the *TESS* Sector 1 data. TIC-238855958 is a $T = 10.23$ mag star located at $RA = 342.750156^\circ$ and $Dec. = -67.51508^\circ$. From the *TESS* Input Catalogue 8 (Stassun et al. 2018), TIC-238855958 is a $T_{\text{eff}} = 6200$ K F dwarf with a radius of $2.26 R_\odot$. TIC-238855958 does not appear in subsequent *TESS* Sectors, so there was no possibility of further transits in the *TESS* data. We show the flattened difference imaging full-frame light curve for TIC-238855958 in Fig. 1. The single-transit event has a depth of 7750 ppm and duration of 7 h. Excluding the transit feature, the light curve of TIC-238855958 shows an RMS of 460 ppm, so the transit feature is clearly significant. No other stars around TIC-238855958 show a similar transit feature at this epoch, helping rule out a spacecraft systematic. We see no evidence for any asteroid or

other irregularity (including centroid offsets) in the full-frame pixel data that could be responsible for the single-transit event.

3 TRANSIT PRECOVERY WITH WASP

For each single-transit candidate we identify in *TESS* data using the method set out in Section 2, we cross-match the star with archival data from the Wide-Angle Search for Planets (WASP; Pollacco et al. 2006). WASP operates two survey instruments: one at the South African Astronomical Observatory (SAAO), South Africa, and another at the Observatorio del Roque de los Muchachos, La Palma. TIC-238855958 was observed for 3 consecutive observing seasons from 2010 to 2012 (1SWASPJ225059.97–673054.2) from the south station (27 223 observations in total).

In order to search the archival photometric data for evidence of transit events, we use a template-matching algorithm. We first construct a best-fitting *TESS* template. Although we used the difference-imaging light curve of Oelkers & Stassun (2018) for the detection (see Section 2), we found that for TIC-238855958 the light curve produced using the ELEANOR pipeline (Feinstein et al. 2019) was of slightly higher photometric quality. We thus adopted the ELEANOR light curve for our template matching. The ELEANOR light curve of TIC-238855958 was modelled using a Bayesian sampler provided through the PYTHON package, EMCEE, (Foreman-Mackey et al. 2013) using the transit model described in Section 6.2. We fixed the orbital period to 30 d and fitted only the transit epoch, T_0 , the scaled orbital separation, R_1/a , the ratio of radii, $k = R_2/R_1$, the impact parameter, b , and the photometric zero-point, zp . Limb-darkening parameters were fixed and interpolated using effective surface temperature (T_{eff}) from *TESS* Input Catalogue 8 assuming solar surface metallicity ($[Fe/H]$) and surface gravity ($\log g$). We ran 50 Markov chains for 10 000 draws and found best-fitting parameters of $R_1/a = 0.083$, $k = 0.080$, and $b = 0.12$. This transit template was then used as a matched filter, fitting it to the WASP photometry at each time point in the data set and recording the χ^2 statistic to quantify the goodness of fit as a function of transit mid-time. We first calculate the weighted mean (w_m) of the full WASP data set and calculate $\chi^2_{\text{ref}} = \sum_i (m_i - w_m)^2 / \sigma_i^2$, where σ_i is the magnitude error attributed to each data point. The *TESS* template was centred at each point in the WASP light curve and calculated $\Delta\chi^2 = \chi^2 - \chi^2_{\text{ref}}$, where $\chi^2 = \sum_i (m_i - t_i)^2 / \sigma_i^2$ and t_i is the centred *TESS* template at each point in the WASP light curve. Times where the template is well-matched to the data correspond to peaks in $\Delta \log \mathcal{L} = -\Delta\chi^2/2$. Validating these peaks required sufficient thresholding to ensure relatively small peaks in $\Delta \log \mathcal{L}$ caused by white and red photometric noise were not mistaken for transit-like events. We use an empirically determined threshold of $\Delta \log \mathcal{L} > 35$ as our minimum threshold for selecting single-transit-event candidates.

For TIC-238855958, four significant peaks were identified in $\Delta \log \mathcal{L} > 35$ corresponding to transit-like events in WASP photometry (events 1–4 ordered chronologically; see Fig. 2). Events 1–3 are likely real due to the number of in-transit data points and how well-matched the photometry is to the template. Event 4, which is only just above our threshold, contains only 7 in-transit data points, is likely spurious, and so was excluded. Indeed, the orbital ephemerides from global modelling (Section 6.2) confirm that only three nights of WASP observations have in-transit data (events 1–3). The maximum orbital period is the smallest elapsed time between transit events, which is 114.585 d between events 1 and 2. Using the WASP and *TESS* photometry, we are able to determine that the

¹<https://filtergraph.com/tess ffi/sector-01>

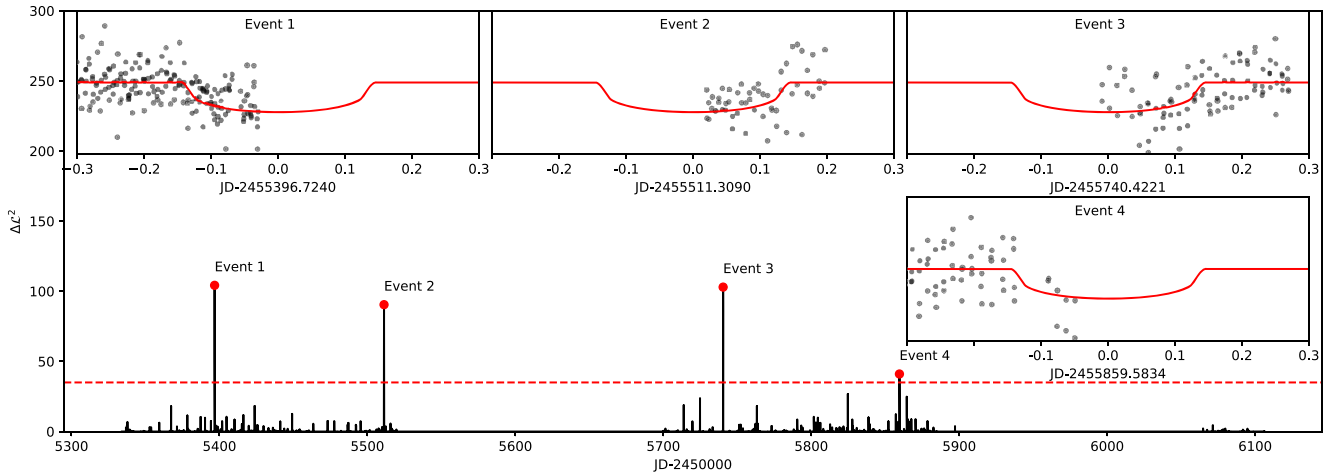


Figure 2. Results of template matching in archival WASP data for TIC-238855958. $\Delta\chi^2$ is plotted as a function of time with peaks labelled with red circles when they meet the threshold level (red dashed). The WASP light curve for each matching event is plotted as an inset panel, with the *TESS* template overlaid in red.

orbital period of TIC-238855958 must be one of three possible orbital periods: $P_{\text{orb}}[\text{d}] = \{114.585, 57.293, 38.195\}$.

4 NGTS TRANSIT DETECTION

In order to test the set of three possible periods found using the WASP data in Section 3, we used the Next Generation Transit Survey (NGTS; Wheatley et al. 2018) telescopes located at the ESO Paranal Observatory in Chile. NGTS was designed for very high precision time-series photometry of stars, and thus is the perfect instrument to use for photometric follow-up of *TESS* single-transit candidates. The NGTS telescopes are robotic, so it is straightforward to schedule observations based on the possible periods of a given single-transit candidate. Each NGTS telescope has a field of view of 8 square degrees, providing sufficient reference stars for even the brightest *TESS* candidates. The telescopes have apertures of 20 cm and observe at a bandpass of 520–890 nm. Full details of the NGTS telescopes and cameras can be found in Wheatley et al. (2018).

We scheduled a single NGTS telescope to observe TIC-238855958 on the night of 2019 Aug 23 in order to cover the next visible transit event assuming a 38 d orbital period. We observed TIC-238855958 for 9 h under photometric conditions with air mass < 2 . In total we obtain 2512 observations, each with exposure times of 10 s. Data were reduced on-site using standard aperture photometry routines. The final light curve is presented in Fig. 3, and shows a robust detection of the transit event for TIC-238855958 that is consistent with the single event seen in the *TESS* data in Section 2 and the partial events from the WASP data set out in Section 3. This confirmed that the only possible orbital period for TIC-238855958 was the 38.195 d solution.

5 SPECTROSCOPIC OBSERVATIONS

In addition to the photometric follow-up of our *TESS* single transit-event candidates set out in Section 4, we also have an ongoing campaign to monitor these candidates spectroscopically using CORALIE – a fiber-fed échelle spectrograph installed on the 1.2-m Leonard Euler telescope at the ESO La Silla Observatory

(Queloz et al. 2001; Wilson et al. 2008). Candidates are vetted with a single observation to check for interlopers such as double lined eclipsing binary systems. Further observations are then taken spaced appropriately in time in order to determine the mass of the secondary companion.

Following the successful recovery of the orbital period of TIC-238855958 using NGTS, we took eight spectroscopic observations of TIC-238855958 with CORALIE using an exposure time of $t_{\text{exp}} = 600$ s. The spectra were reduced with the CORALIE standard reduction pipeline, and radial velocity measurements were obtained using standard cross-correlation techniques using numerical masks. We found a high amplitude radial velocity signal of $K = 7.01 \pm 0.05 \text{ km s}^{-1}$ which was in phase with the photometric observation – see Fig. 4. This amplitude indicated that the companion to TIC-238855958 was in fact stellar in nature, and was also on a moderately eccentric orbit. We used these radial velocity measurements in our global modelling set out in Section 6.2. We compared the radial velocities to the bisector spans and found no evidence of correlation.

6 ANALYSIS

6.1 Stellar atmospheric parameters

We used wavelet analysis to extract atmospheric parameters from the co-added eight CORALIE spectroscopic observations of TIC-238855958 (Section 5) using the methodology set out in Gill, Macted & Smalley (2018) and Gill et al. (2019). The co-added spectrum was re-sampled between 450 and 650 nm with 2^{17} values. The wavelet coefficients $W_{i=4-14,k}$ were calculated (see fig. 2 of Gill et al. 2018) and fitted against the same coefficients from model spectra in a Bayesian framework. We initiated 100 walkers and generated 100 000 draws as a burn-in phase. We generated a further 100 000 draws to sample the cumulative posterior probability distribution (PPD) for T_{eff} , $[\text{Fe}/\text{H}]$, $V \sin i$, and $\log g$. The wavelet method for CORALIE spectra can determine T_{eff} to a precision of 85 K, $[\text{Fe}/\text{H}]$ to a precision of 0.06 dex and $V \sin i$ to a precision of 1.35 km s^{-1} . TIC-238855958 has a projected rotation below 0.5 km s^{-1} and so we do not attribute any uncertainty to our measurement of $V \sin i$.

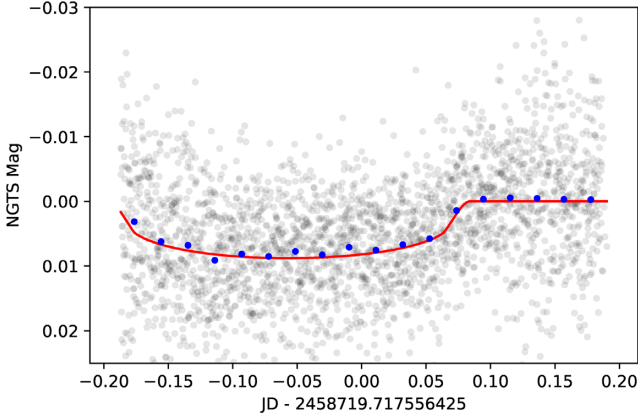


Figure 3. NGTS photometry of TIC-238855958 on the night of 2019 August 23. We plot the 30 min bins (blue) along with the best-fitting global model (red).

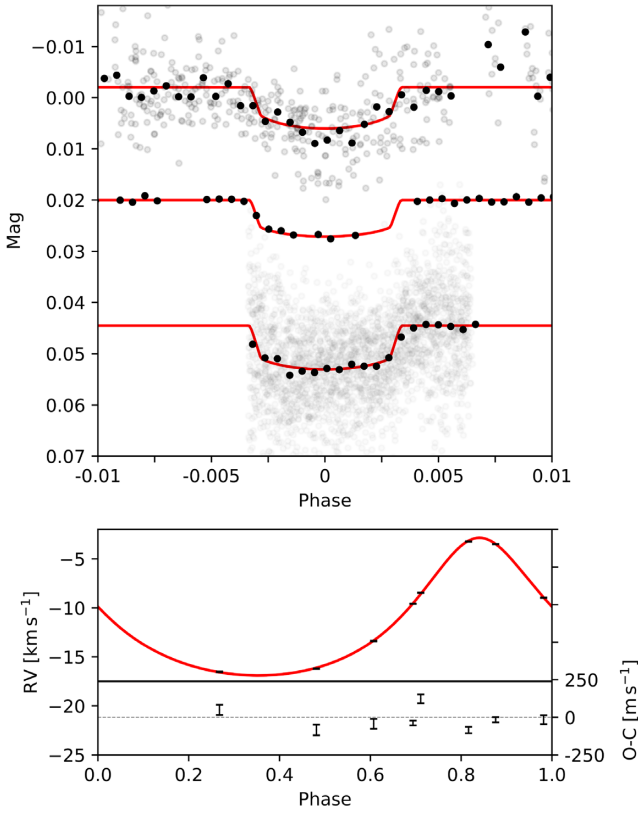


Figure 4. Orbital solution for TIC-238855958. Transit photometry from *WASP* (top), *TESS* (upper middle), and *NGTS* (lower middle) with corresponding best-fitting models (red). The darker points show all three light curves at 30 min cadence. The bottom panel shows *CORALIE* radial velocity measurements (black) with best-fitting model (red).

Measurements of $\log g$ from wavelet analysis are not reliable beyond confirming dwarf-like gravity ($\log g \approx 4.5$ dex). Subsequently, we fit the wings of the magnesium triplets with spectral synthesis by fixing T_{eff} , $[\text{Fe}/\text{H}]$, and $V \sin i$ and changing $\log g$ until an acceptable fit was found. All our derived parameters for TIC-238855958 are set out in full in Table 1.

Table 1. Stellar atmospheric parameters, orbital solution, and physical properties of the TIC-238855958 system. Symmetric errors are reported with \pm and asymmetric errors are reported in brackets and correspond to the difference between the median and the 16th (lower value) and 84th (upper value) percentile.

Parameter	Value
Gaia	
Source ID	6391016653342250240
BP	10.865563 ± 0.01
RP	10.209588 ± 0.01
Parallax (mas)	2.5025 ± 0.0236
Spectroscopy	
T_{eff} (K)	6280 ± 85
$\log g$ (dex)	4.01 ± 0.13
ξ_t (km s^{-1})	1.17 ± 1.50
v_{mac} (km s^{-1})	4.67 ± 1.50
$V \sin i$ (km s^{-1})	≤ 0.5
$[\text{Fe}/\text{H}]$	0.20 ± 0.06
Orbital solution	
T_0 (JD)	$2458337.730695^{(1701)}_{(1264)}$
Period (d)	$38.195178^{(58)}_{(121)}$
R_1/a	$0.0164^{(2)}_{(5)}$
R_2/R_1	$0.0789^{(10)}_{(5)}$
b	$0.034^{(89)}_{(10)}$
$h_{1,\text{WASP}}$	$0.7387^{(12)}_{(7)}$
$h_{2,\text{WASP}}$	$0.2000^{(8)}_{(6)}$
$h_{1,\text{TESS}}$	$0.8267^{(2)}_{(18)}$
$h_{2,\text{TESS}}$	$0.2023^{(100)}_{(80)}$
$h_{1,\text{NGTS}}$	$0.8214^{(1)}_{(18)}$
$h_{2,\text{NGTS}}$	$0.2042^{(7)}_{(8)}$
σ_{WASP}	$0.00756^{(2)}_{(34)}$
σ_{TESS}	$0.00045^{(16)}_{(6)}$
σ_{NGTS}	$0.00804^{(1)}_{(22)}$
K_1 (km s^{-1})	$7.013^{(49)}_{(36)}$
f_s	$-0.038^{(9)}_{(22)}$
f_c	$0.545^{(1)}_{(3)}$
e	$0.298^{(1)}_{(4)}$
ω ($^\circ$)	$-3.9^{(0.9)}_{(2.1)}$
V_0 (km s^{-1})	$-12.14^{(80)}_{(60)}$
dV_0/dt ($\text{km s}^{-1} \text{d}^{-1}$)	$-0.003^{(1)}_{(2)}$
J (km s^{-1})	$0.054^{(102)}_{(2)}$
Physical properties	
M_1 (M_\odot)	1.514 ± 0.037
R_1 (R_\odot)	2.159 ± 0.037
M_2 (M_\odot)	0.148 ± 0.003
R_2 (R_\odot)	0.171 ± 0.003
Age (Gyr)	2.2 ± 0.2

6.2 Global modelling

We collectively modelled *WASP*, *TESS*, and *NGTS* photometry with the *CORALIE* radial velocity measurements. Preliminary modelling of each photometric data set found consistent transit depths (to within 1σ) so we decided to fit a common transit depth ($k = R_2/R_1$). Our model used the method described by Maxted (2016) to solve Kepler's equations and the analytical approximation

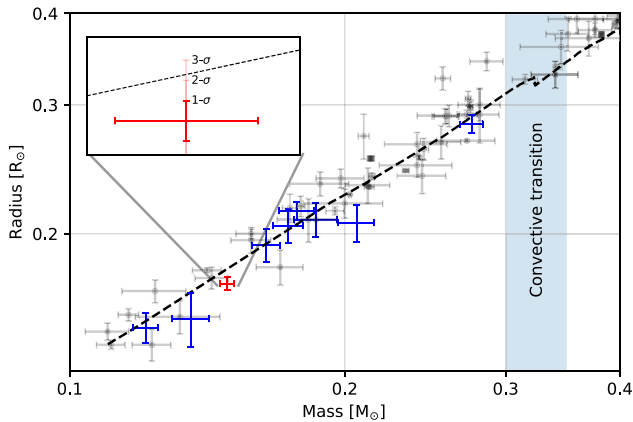


Figure 5. Mass–radius diagram for late M-dwarfs in eclipsing systems. We plot the M-dwarf companion of TIC-238855958 in red, M-dwarfs measured within the EBLM project in blue, and M-dwarfs with masses and radii known to better than 10 per cent (from table 4 of Chaturvedi et al. 2018, and references therein) in black. We overplot the best-fitting isochrone for TIC-238855958 (black-dashed).

presented by Maxted & Gill (2019) to describe an object eclipsing a star with limb-darkening described by the power-2 law. We fitted the decorrelated limb-darkening parameters h_1 and h_2 from equations (1) and (2) of Maxted (2018). Following the suggestion by Maxted (2018), Gaussian priors were centred on interpolated values of h_1 and h_2 (from table 2 of Maxted 2018 via the PYCHEOPS python package) with widths of 0.003 and 0.046, respectively. The similarity between *NGTS* and *TESS* transmission filters is such that they could be fitted with common limb-darkening priors. We used a different limb-darkening prior for the WASP filter which is bluer than *TESS* and *NGTS*.

Our model vector included T_0 , the orbital period, P , R_1/a , $k = R_2/R_1$, b , independent values of the photometric zero-point, z_p , h_1 and h_2 for each bandpass, the semi-amplitude, K_1 , the radial velocity zero- of the primary star, γ , and the change radial velocity of the primary star with time, $d(\gamma)/dt$. Instead of fitting the argument of the periastron (ω) and the eccentricity (e), we used $f_c = \sqrt{e} \cos \omega$ and $f_s = \sqrt{e} \sin \omega$ since these have a uniform prior probability distribution and are not strongly correlated with each other. We also include a jitter term added in quadrature to radial velocity uncertainties (J) to account for spot activity, pulsations, and granulation which can introduce noise in to the radial velocity measurements (Ford 2006). This was added in quadrature to the uncertainties associated with each RV measurement. We fit a similar term for each photometric data set, σ , which was also added in quadrature. We sample parameter space using the Bayesian sampler described in Section 3. We ran 50 Markov chains for 100 000 draws and discarded the first 50 000 as a burn-in phase – visual checks ensured convergence was achieved well before the 50 000th draw. We selected the trial step with the highest value of log-likelihood as the measurement for each parameter. Asymmetric uncertainties were calculated using the differences between the measurement and the 16th and 84th percentiles of the PPD. Fitted parameters are reported in Table 1 and shown in Fig. 4.

6.3 Physical properties

We used the *ISOCRONES* python package (Morton 2015) to measure the physical properties of the host star. Our vector of

model parameters included the Gaia magnitudes BP and GP and parallax with Gaussian priors centred on values reported from GAIA DR2 (Gaia Collaboration 2018) with widths of 0.01 mag, T_{eff} , $\log g$, and $[\text{Fe}/\text{H}]$ with prior centres and width equivalent to values and errors reported in Table 1, respectively. We use EMCEE to sample the posterior distributions of each parameter. We discarded 10 000 draws as a burn-in phase before drawing the sample number of post burn-in draws used in Section 6.2. The PPD for the physical parameters associated with the fit (M_1 , R_1 , age) were used to calculate the physical properties of the M-dwarf. We calculated the PPD for R_2 by multiplying the PPDs for k and R_1 . Calculating M_2 required solving the spectroscopic mass function,

$$f(M) = \frac{(M_2 \sin i)^3}{(M_* + M_2)^2} = (1 - e^2)^{3/2} \frac{PK_1^3}{2\pi G}, \quad (1)$$

where G is the gravitational constant. For each step in the respective samplers, we evaluated the left-hand side of equation (1) and solved for M_2 using the corresponding value of M_* . We assumed both stars are coeval.

7 DISCUSSION AND CONCLUSIONS

Our global modelling shows TIC-238855958 to be an eccentric, long period (38.2 d), F–M eclipsing binary. The primary F-star appears to have turned-off the main sequence, but has made little progress through the red-giant branch phase. Due to its mass ($M_1 = 1.514 \pm 0.037 M_\odot$), the primary star is set to transition through the post-main-sequence blue hook that marks the passage from central hydrogen burning to shell burning. The M-dwarf has a mass of $M_2 = 0.148 \pm 0.003 M_\odot$ and a radius of $R_2 = 0.171 \pm 0.003 R_\odot$, making it one of the best characterized low-mass stars in terms of its mass and radius. This is shown in Fig. 5 where we compare the mass and radius of the M-dwarf with other well measured low-mass stars. We find it to be 2.3σ smaller than expected compared with evolutionary models, see Fig. 5. This is consistent with J2308–46 and J1847+39, which are deflated by at least 1σ (Gill et al. 2019). In general, M-dwarfs appear to be systematically inflated and cooler than predicted from models of stellar evolution (see fig. 9 of Lubin et al. 2017). It would be interesting to measure the secondary eclipse depth for this system and determine the temperature of the transiting M-dwarf and compare its luminosity with evolutionary models. Using PHOENIX model spectra (Husser et al. 2013) the transiting M-dwarf is fainter by a factor of ~ 1000 relative to the evolved primary star across the *TESS* transmission bandpass. We estimate a surface brightness ratio $S = 0.00019$ corresponding to a secondary transit depth < 2 ppm. This is far below the out of transit RMS of 460 ppm from the discovery *TESS* light curve and we do not expect to see a secondary eclipse should TIC-238855958 be observed in the *TESS* extended mission. If a secondary eclipse was observable, it would occur at phase 0.687.

TIC-238855958 is the first success of the *NGTS* Mono-transit Working Group and its discovery paves the way to characterizing long-period eclipsing systems. This work highlights the pivotal role archival photometric data bases play in the recovery of orbital periods in conjunction with current photometric and spectroscopic instruments. Although this system is a long-period eclipsing binary, the transit depth is consistent with a giant planet around a solar-type star and so our method will be just as efficient at finding long-period transiting exoplanets.

ACKNOWLEDGEMENTS

The NGTS facility is operated by the consortium institutes with support from the UK Science and Technology Facilities Council (STFC) under projects ST/M001962/1 and ST/S002642/1. Contributions at the University of Geneva by FB, LN, ML, OT, and SU were carried out within the framework of the National Centre for Competence in Research ‘Planets’ supported by the Swiss National Science Foundation (SNSF). The contributions at the University of Warwick by PJW, RGW, DLP, DJA, DRA, SG, and TL have been supported by STFC through consolidated grants ST/L000733/1 and ST/P000495/1. DJA acknowledges support from the STFC via an Ernest Rutherford Fellowship (ST/R00384X/1). The contributions at the University of Leicester by MGW and MRB have been supported by STFC through consolidated grant ST/N000757/1. SLC acknowledges support from the STFC via an Ernest Rutherford Fellowship (ST/R003726/1). JSJ is supported by funding from Fondecyt through grant 1161218 and partial support from CATA-Basal (PB06, Conicyt). ACC acknowledges support from the Science and Technology Facilities Council (STFC) consolidated grant number ST/R000824/1. MNG acknowledges support from the Juan Carlos Torres Fellowship. ACH acknowledges the support of the DFG priority program SPP 1992 ‘Exploring the Diversity of Extrasolar Planets’ (RA 714/13-1).

REFERENCES

- Chaturvedi P., Sharma R., Chakraborty A., Anandarao B. G., Prasad N. J. S. V., 2018, *AJ*, 156, 27
- Cooke B. F., Pollacco D., West R., McCormac J., Wheatley P. J., 2018, *A&A*, 619, A175
- Feinstein A. D. et al., 2019, *PASP*, 131, 094502
- Ford E. B., 2006, *ApJ*, 642, 505
- Foreman-Mackey D., Hogg D. W., Lang D., Goodman J., 2013, *PASP*, 125, 306
- Gaia Collaboration, 2018, *A&A*, 616, A1
- Gill S., Maxted P. F. L., Smalley B., 2018, *A&A*, 612, A111
- Gill S. et al., 2019, *A&A*, 626, A119
- Günther M. N. et al., 2019, *Nat. Astron.*, 420
- Huang C. X. et al., 2018, *ApJ*, 868, L39
- Husser T.-O., Wende-von Berg S., Dreizler S., Homeier D., Reiners A., Barman T., Hauschildt P. H., 2013, *A&A*, 553, A6
- Lightkurve Collaboration, 2018, *Astrophysics Source Code Library*, record ascl:1812.013
- Lubin J. B. et al., 2017, *ApJ*, 844, 134
- Maxted P. F. L., 2016, *A&A*, 591, A11
- Maxted P. F. L., 2018, *A&A*, 616, A39
- Maxted P. F. L., Gill S., 2019, *A&A*, 622, A33
- Morton T. D., 2015, *Astrophysics Source Code Library*, record ascl:1503.010
- Nielsen L. D. et al., 2019, *A&A*, 623, A100
- Oelkers R. J., Stassun K. G., 2018, *AJ*, 156, 132
- Osborn H. P. et al., 2016, *MNRAS*, 457, 2273
- Pollacco D. L. et al., 2006, *PASP*, 118, 1407
- Queloz D. et al., 2001, *A&A*, 379, 279
- Ricker G. R. et al., 2015, *J. Astron. Telesc. Instrum. Syst.*, 1, 014003
- Stassun K. G. et al., 2018, *AJ*, 156, 102
- Vanderburg A. et al., 2019, *ApJ*, 881, L19
- Villanueva Steven J., Dragomir D., Gaudi B. S., 2019, *AJ*, 157, 84
- Wheatley P. J. et al., 2018, *MNRAS*, 475, 4476
- Wilson D. M. et al., 2008, *ApJ*, 675, L113
- ¹*Department of Physics, University of Warwick, Gibbet Hill Road, Coventry CV4 7AL, UK*
- ²*Centre for Exoplanets and Habitability, University of Warwick, Gibbet Hill Road, Coventry CV4 7AL, UK*
- ³*Observatoire de Genève, Université de Genève, 51 Ch. des Maillettes, CH-1290 Sauverny, Switzerland*
- ⁴*Space Research Institute, Austrian Academy of Sciences, Schmiedlstr. 6, A-8042 Graz, Austria*
- ⁵*School of Physics and Astronomy, University of Leicester, Leicester LE1 7RH, UK*
- ⁶*Centre for Exoplanet Science, SUPA, School of Physics and Astronomy, University of St Andrews, St Andrews KY16 9SS, UK*
- ⁷*Center for Astronomy and Astrophysics, TU Berlin, Hardenbergstr. 36, D-10623 Berlin, Germany*
- ⁸*Department of Physics, and Kavli Institute for Astrophysics and Space Research, Massachusetts Institute of Technology, Cambridge, MA 02139, USA*
- ⁹*Astrophysics Group, Keele University, Staffordshire ST5 5BG, UK*
- ¹⁰*Departamento de Astronomía, Universidad de Chile, Camino El Observatorio 1515, Las Condes, Santiago, Chile*
- ¹¹*Centro de Astrofísica y Tecnologías Afines (CATA), Casilla 36-D, Santiago, Chile*
- ¹²*Instituto de Astronomía, Universidad Católica del Norte, Angamos 0610, 1270709 Antofagasta, Chile*
- ¹³*Institute of Planetary Research, German Aerospace Center, Rutherfordstrasse 2, D-12489 Berlin, Germany*

This paper has been typeset from a $\text{\TeX}/\text{\LaTeX}$ file prepared by the author.