



Messiah College  
**Mosaic**

---

Mathematics, Physics, and Statistics Educator  
Scholarship

Mathematics, Physics and Statistics

---


2005

## Study of $\Lambda c^+$ Cabibbo favored decays containing a $\Lambda$ baryon in the final state

Abaz Kryemadhi

Messiah College, [akryemadhi@messiah.edu](mailto:akryemadhi@messiah.edu)

Follow this and additional works at: [https://mosaic.messiah.edu/mps\\_ed](https://mosaic.messiah.edu/mps_ed)

 Part of the [Physics Commons](#)

Permanent URL: [https://mosaic.messiah.edu/mps\\_ed/57](https://mosaic.messiah.edu/mps_ed/57)

---

### Recommended Citation

Kryemadhi, Abaz, "Study of  $\Lambda c^+$  Cabibbo favored decays containing a  $\Lambda$  baryon in the final state" (2005).

*Mathematics, Physics, and Statistics Educator Scholarship*. 57.

[https://mosaic.messiah.edu/mps\\_ed/57](https://mosaic.messiah.edu/mps_ed/57)

Sharpening Intellect | Deepening Christian Faith | Inspiring Action

Messiah College is a Christian college of the liberal and applied arts and sciences. Our mission is to educate men and women toward maturity of intellect, character and Christian faith in preparation for lives of service, leadership and reconciliation in church and society.

[www.Messiah.edu](http://www.Messiah.edu)

One College Avenue | Mechanicsburg PA 17055

# Study of $\Lambda_c^+$ Cabibbo favored decays containing a $\Lambda$ baryon in the final state

FOCUS Collaboration <sup>1</sup>

J.M. Link <sup>a</sup>, P.M. Yager <sup>a</sup>, J.C. Anjos <sup>b</sup>, I. Bediaga <sup>b</sup>, C. Castromonte <sup>b</sup>, A.A. Machado <sup>b</sup>, J. Magnin <sup>b</sup>, A. Massafferri <sup>b</sup>, J.M. de Miranda <sup>b</sup>, I.M. Pepe <sup>b</sup>, E. Polcarpo <sup>b</sup>, A.C. dos Reis <sup>b</sup>, S. Carrillo <sup>c</sup>, E. Casimiro <sup>c</sup>, E. Cuautle <sup>c</sup>, A. Sánchez-Hernández <sup>c</sup>, C. Uribe <sup>c</sup>, F. Vázquez <sup>c</sup>, L. Agostino <sup>d</sup>, L. Cinquini <sup>d</sup>, J.P. Cumalat <sup>d</sup>, B. O'Reilly <sup>d</sup>, I. Segoni <sup>d</sup>, K. Stenson <sup>d</sup>, J.N. Butler <sup>e</sup>, H.W.K. Cheung <sup>e</sup>, G. Chiodini <sup>e</sup>, I. Gaines <sup>e</sup>, P.H. Garbincius <sup>e</sup>, L.A. Garren <sup>e</sup>, E. Gottschalk <sup>e</sup>, P.H. Kasper <sup>e</sup>, A.E. Kreymer <sup>e</sup>, R. Kutschke <sup>e</sup>, M. Wang <sup>e</sup>, L. Benussi <sup>f</sup>, M. Bertani <sup>f</sup>, S. Bianco <sup>f</sup>, F.L. Fabbri <sup>f</sup>, S. Pacetti <sup>f</sup>, A. Zallo <sup>f</sup>, M. Reyes <sup>g</sup>, C. Cawfield <sup>h</sup>, D.Y. Kim <sup>h</sup>, A. Rahimi <sup>h</sup>, J. Wiss <sup>h</sup>, R. Gardner <sup>i</sup>, A. Kryemadhi <sup>i</sup>, Y.S. Chung <sup>j</sup>, J.S. Kang <sup>j</sup>, B.R. Ko <sup>j</sup>, J.W. Kwak <sup>j</sup>, K.B. Lee <sup>j</sup>, K. Cho <sup>k</sup>, H. Park <sup>k</sup>, G. Alimonti <sup>l</sup>, S. Barberis <sup>l</sup>, M. Boschini <sup>l</sup>, A. Cerutti <sup>l</sup>, P. D'Angelo <sup>l</sup>, M. DiCorato <sup>l</sup>, P. Dini <sup>l</sup>, L. Edera <sup>l</sup>, S. Erba <sup>l</sup>, P. Inzani <sup>l</sup>, F. Leveraro <sup>l</sup>, S. Malvezzi <sup>l</sup>, D. Menasce <sup>l</sup>, M. Mezzadri <sup>l</sup>, L. Moroni <sup>l</sup>, D. Pedrini <sup>l</sup>, C. Pontoglio <sup>l</sup>, F. Prelz <sup>l</sup>, M. Rovere <sup>l</sup>, S. Sala <sup>l</sup>, T.F. Davenport III <sup>m</sup>, V. Arena <sup>n</sup>, G. Boca <sup>n</sup>, G. Bonomi <sup>n</sup>, G. Gianini <sup>n</sup>, G. Liguori <sup>n</sup>, D. Lopes Pegna <sup>n</sup>, M.M. Merlo <sup>n</sup>, D. Pantea <sup>n</sup>, S.P. Ratti <sup>n</sup>, C. Riccardi <sup>n</sup>, P. Vitulo <sup>n</sup>, C. Göbel <sup>o</sup>, H. Hernandez <sup>p</sup>, A.M. Lopez <sup>p</sup>, H. Mendez <sup>p</sup>, A. Paris <sup>p</sup>, J. Quinones <sup>p</sup>, J.E. Ramirez <sup>p</sup>, Y. Zhang <sup>p</sup>, J.R. Wilson <sup>q</sup>, T. Handler <sup>r</sup>, R. Mitchell <sup>r</sup>, D. Engh <sup>s</sup>, M. Hosack <sup>s</sup>, W.E. Johns <sup>s</sup>, E. Luiggi <sup>s</sup>, J.E. Moore <sup>s</sup>, M. Nehring <sup>s</sup>, P.D. Sheldon <sup>s</sup>, E.W. Vaandering <sup>s</sup>, M. Webster <sup>s</sup>, M. Sheaff <sup>t</sup>

<sup>a</sup> University of California, Davis, CA 95616, USA

<sup>b</sup> Centro Brasileiro de Pesquisas Físicas, Rio de Janeiro, RJ, Brazil

<sup>c</sup> CINVESTAV, 07000 México City, DF, Mexico

<sup>d</sup> University of Colorado, Boulder, CO 80309, USA

<sup>e</sup> Fermi National Accelerator Laboratory, Batavia, IL 60510, USA

<sup>f</sup> Laboratori Nazionali di Frascati dell'INFN, Frascati I-00044, Italy

<sup>g</sup> University of Guanajuato, 37150 Leon, Guanajuato, Mexico

<sup>h</sup> University of Illinois, Urbana-Champaign, IL 61801, USA

<sup>i</sup> Indiana University, Bloomington, IN 47405, USA

<sup>j</sup> Korea University, Seoul 136-701, South Korea

<sup>k</sup> Kyungpook National University, Taegu 702-701, South Korea

<sup>1</sup> INFN and University of Milano, Milano, Italy<sup>m</sup> University of North Carolina, Asheville, NC 28804, USA<sup>n</sup> Dipartimento di Fisica Nucleare e Teorica and INFN, Pavia, Italy<sup>o</sup> Pontificia Universidade Católica, Rio de Janeiro, RJ, Brazil<sup>p</sup> University of Puerto Rico, Mayaguez, PR 00681, USA<sup>q</sup> University of South Carolina, Columbia, SC 29208, USA<sup>r</sup> University of Tennessee, Knoxville, TN 37996, USA<sup>s</sup> Vanderbilt University, Nashville, TN 37235, USA<sup>t</sup> University of Wisconsin, Madison, WI 53706, USA

Received 27 May 2005; accepted 8 August 2005

Available online 15 August 2005

Editor: M. Doser

## Abstract

Using data from the FOCUS experiment (FNAL–E831), we study the decay of  $\Lambda_c^+$  baryons into final states containing a  $\Lambda$  hyperon. The branching fractions of  $\Lambda_c^+$  into  $\Lambda\pi^+$ ,  $\Lambda\pi^+\pi^+\pi^-$  and  $\Lambda\bar{K}^0K^+$  relative to that into  $pK^-\pi^+$  are measured to be  $0.217 \pm 0.013 \pm 0.020$ ,  $0.508 \pm 0.024 \pm 0.024$  and  $0.142 \pm 0.018 \pm 0.022$ , respectively. We also report new measurements of  $\frac{\Gamma(\Lambda_c^+ \rightarrow \Sigma^0\pi^+)}{\Gamma(\Lambda_c^+ \rightarrow \Lambda\pi^+)} = 1.09 \pm 0.11 \pm 0.19$ ,  $\frac{\Gamma(\Lambda_c^+ \rightarrow \Sigma^0\pi^+\pi^+\pi^-)}{\Gamma(\Lambda_c^+ \rightarrow \Lambda\pi^+\pi^+\pi^-)} = 0.26 \pm 0.06 \pm 0.09$  and  $\frac{\Gamma(\Lambda_c^+ \rightarrow \Xi(1690)^0(\Lambda\bar{K}^0)K^+)}{\Gamma(\Lambda_c^+ \rightarrow \Lambda\bar{K}^0K^+)} = 0.32 \pm 0.10 \pm 0.04$ . Further, an analysis of the subresonant structure for the  $\Lambda_c^+ \rightarrow \Lambda\pi^+\pi^+\pi^-$  decay mode is presented.

© 2005 Elsevier B.V. Open access under [CC BY license](#).

## 1. Introduction

During the past several years there has been significant progress in the experimental study of hadronic decays of charmed baryons. However, the precision on branching fraction measurements is only about 40% for many Cabibbo-favored modes and even worse for Cabibbo-suppressed decays [1]. As a result, we are not yet able to distinguish between the decay rate predictions made by different theoretical models, e.g., the quark model approach to non-leptonic charm decays and the Heavy Quark Effective Theory (HQET) [2–4]. In this Letter we present a study of  $\Lambda_c^+$  baryons produced by the FOCUS experiment. We present improved measurements of the branching fractions of the Cabibbo-favored decays  $\Lambda_c^+ \rightarrow \Lambda\pi^+$ ,  $\Lambda_c^+ \rightarrow \Lambda\pi^+\pi^+\pi^-$  and  $\Lambda_c^+ \rightarrow \Lambda\bar{K}^0K^+$ . From the measurement of the first two modes, we are also able to extract the relative branching ratios of the two decays  $\Lambda_c^+ \rightarrow \Sigma^0\pi^+$  and  $\Lambda_c^+ \rightarrow \Sigma^0\pi^+\pi^+\pi^-$ .

We report a new measurement of the subresonant mode  $\Lambda_c^+ \rightarrow \Xi(1690)^0K^+$ . Finally we present the first study of the subresonant structure of the  $\Lambda_c^+ \rightarrow \Lambda\pi^+\pi^+\pi^-$  decay mode.

## 2. Event reconstruction

This analysis uses data collected by the FOCUS experiment during the 1996–1997 fixed-target run at Fermilab.

FOCUS is a photo-production experiment equipped with very precise vertexing and particle identification detectors. The vertexing system is composed of a silicon microstrip detector (TS) embedded in the BeO target segments [5] and a second system of twelve microstrip planes (SSD) downstream of the target. Downstream of the SSD, five stations of multiwire proportional chambers and two large aperture dipole magnets complete the charged particle tracking and momentum measurement system. Three multicell threshold Čerenkov detectors are used to identify electrons, pions, kaons, and protons. The FOCUS apparatus also contains one hadronic and two electromagnetic calorimeters as well as two muon detectors.

*E-mail address:* [david.lobes@pv.infn.it](mailto:david.lobes@pv.infn.it) (D. Lopes Pegna).

<sup>1</sup> See <http://www-focus.fnal.gov/authors.html> for additional author information.

All decay modes reported have a  $\Lambda$  hyperon<sup>2</sup> in the final state. A detailed description of  $\Lambda$  and  $K_S^0$  reconstruction techniques in FOCUS is reported in [6].

Candidates are reconstructed by first forming a vertex with tracks consistent with a specific  $\Lambda_c^+$  decay hypothesis. A cut on the confidence level that these tracks form a good vertex is applied. Production vertex candidates are found using a candidate driven vertexing algorithm which uses the  $\Lambda_c^+$  candidate momentum to define the line of flight of the charm particle [7]. This seed track is intersected with other tracks in the event to form a production vertex. The confidence level for the production vertex must be greater than 1%. Most of the background is rejected by applying a separation cut between the production and decay vertices: we require the significance of separation between the two vertices,  $L/\sigma_L$ , to be greater than some number, depending on the decay mode.

All charged microstrip track segments from the charm decay must be linked to a single multi-wire proportional chamber track segment, be of good quality, and be inconsistent with zero degree tracks from beam photon conversions. The likelihood for each charged particle to be a proton, kaon, pion or electron based on Čerenkov particle identification is used to make additional requirements [8]. For pion candidates, we require a loose cut that no alternative hypothesis is favored over the pion hypothesis by more than 6 units of log-likelihood. The purpose of this cut is not to positively identify pions but simply to remove obvious background from particles which are positively identified as something other than pions. In addition, for each kaon candidate we require the negative log-likelihood kaon hypothesis,  $W_K = -2 \ln(\text{kaon likelihood})$ , to be favored over the corresponding pion hypothesis  $W_\pi$  by  $W_\pi - W_K > 3$ .

The reconstructed mass of the  $\Lambda$  candidates must be between 1.1 and 1.125 GeV/c<sup>2</sup>; no cut is applied on the normalized mass  $[M(\Lambda) - M(\Lambda)_{\text{PDG}}]/\sigma_{M(\Lambda)}$ , because it is not centered around zero, probably due to the higher background under the signal region. The  $p\pi^-$  invariant mass distribution for the  $\Lambda$  sample used in the analysis is shown in Fig. 1. We moreover require the higher momentum track used to reconstruct the  $\Lambda$

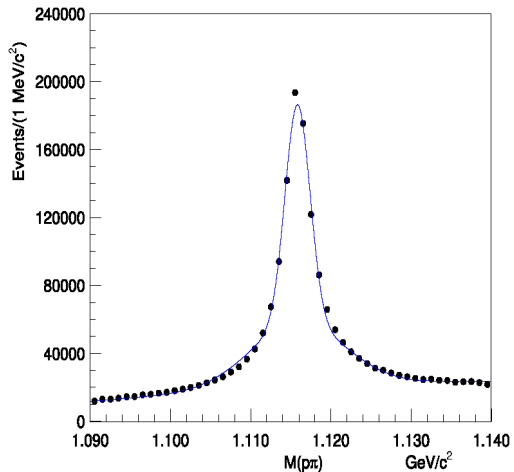


Fig. 1. Invariant mass distribution for the  $\Lambda \rightarrow p\pi^-$  sample used in the analysis. The fit is performed using two Gaussians with the same mean for the signal and a second order Chebychev polynomial for the background. The resultant yield is  $1\,052\,340 \pm 1490$  events.

candidates to be compatible with the proton hypothesis, applying the cut  $W_\pi - W_p > 4$ . The reconstructed mass of the  $K_S^0$  must be within three standard deviations of the nominal  $K_S^0$  mass.

We require the  $\Lambda_c^+$  candidates to have a minimum momentum of 45 GeV/c. We also reduce the contributions from longer lived charm particles by requiring the measured  $\Lambda_c^+$  lifetime to be less than five times the nominal value [1]. Finally, in order to reduce backgrounds, we require the production vertex to be located inside the target material.

### 3. The normalization mode

The  $\Lambda_c^+ \rightarrow pK^-\pi^+$  channel is our highest statistics  $\Lambda_c^+$  decay mode and it is used as the normalization mode for branching ratio measurements to minimize the overall statistical uncertainty. Moreover, all previous measurements in the literature [1] use this decay as a normalization mode, thus making any comparison straightforward.

In order to minimize systematic biases, the normalization mode is selected using the same cuts and the same fit function as the specific decay whenever possible. In addition, for each proton candidate we apply the cuts  $W_\pi - W_p > 4$  and  $W_K - W_p > 1$ . The  $pK^-\pi^+$  invariant mass distribution for an  $L/\sigma_L > 4$  cut is

<sup>2</sup> Throughout this Letter the charged conjugate state is implied unless explicitly stated.

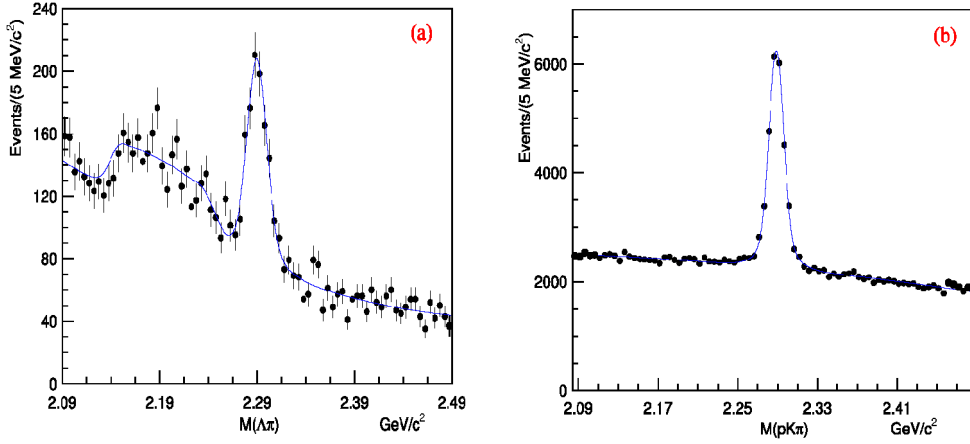


Fig. 2. Invariant mass distributions for (a)  $\Lambda_c^+ \rightarrow \Lambda\pi^+$  and (b)  $\Lambda_c^+ \rightarrow pK^-\pi^+$ . The fits are described in the text.

shown in Fig. 2(b). The resultant yield is  $16447 \pm 193$  events.

#### 4. The $\Lambda_c^+ \rightarrow \Lambda\pi^+$ decay mode

We measure the branching ratio of  $\Lambda_c^+ \rightarrow \Lambda\pi^+$  relative to  $\Lambda_c^+ \rightarrow pK^-\pi^+$ . In Fig. 2(a) the  $\Lambda\pi^+$  invariant mass distribution for an  $L/\sigma_L > 4$  cut is presented. The confidence level for the decay vertex must be greater than 1%. We also apply a  $|\cos\theta| < 0.6$  cut, where  $\theta$  is the angle between the  $\Lambda$  momentum in the  $\Lambda_c^+$  rest frame and the  $\Lambda_c^+$  laboratory momentum.

We note a broad structure around  $2.2 \text{ GeV}/c^2$  coming from the decay mode  $\Lambda_c^+ \rightarrow \Sigma^0(\Lambda\gamma)\pi^+$  where the photon from the  $\Sigma^0$  decay is not reconstructed. The shape for this reflection has been obtained from a Monte Carlo simulation of this decay mode. The fit is performed using two Gaussians with the same mean for the signal, the reflection from the  $\Sigma^0\pi^+$  mode, and a second order Chebychev polynomial for the background. The ratio of yields and the resolutions of the two Gaussians are fixed to the Monte Carlo values. The resultant yield is  $750 \pm 44$  events. Correcting for the relative efficiencies estimated by our Monte Carlo simulation, we determine the branching ratio to be

$$\frac{\Gamma(\Lambda_c^+ \rightarrow \Lambda\pi^+)}{\Gamma(\Lambda_c^+ \rightarrow pK^-\pi^+)} = 0.217 \pm 0.013(\text{stat}). \quad (1)$$

The number of fitted  $\Lambda_c^+ \rightarrow \Sigma^0\pi^+$  reflection events is  $919 \pm 92$ . Correcting for the relative efficiencies, we extract the relative branching ratio:

$$\frac{\Gamma(\Lambda_c^+ \rightarrow \Sigma^0\pi^+)}{\Gamma(\Lambda_c^+ \rightarrow \Lambda\pi^+)} = 1.09 \pm 0.11(\text{stat}). \quad (2)$$

The indirect measurements of the branching ratios involving  $\Sigma^0$  particles are motivated by preliminary studies, aimed at a complete reconstruction of the  $\Sigma^0$ , which showed intractable background contributions.

#### 5. The $\Lambda_c^+ \rightarrow \Lambda\pi^+\pi^+\pi^-$ decay mode

We measure the branching ratio of  $\Lambda_c^+ \rightarrow \Lambda\pi^+\pi^+\pi^-$  relative to  $\Lambda_c^+ \rightarrow pK^-\pi^+$ . In Fig. 3(a) the  $\Lambda\pi^+\pi^+\pi^-$  invariant mass distribution for an  $L/\sigma_L > 5$  cut is presented. The confidence level for the decay vertex must be greater than 5%. We also apply a  $\cos\theta > -0.9$  cut, where  $\theta$  is the angle between the  $\Lambda$  momentum in the  $\Lambda_c^+$  rest frame and the  $\Lambda_c^+$  laboratory momentum.

We also note in this decay mode a broad structure around  $2.2 \text{ GeV}/c^2$  coming from the decay mode  $\Lambda_c^+ \rightarrow \Sigma^0(\Lambda\gamma)\pi^+\pi^+\pi^-$  where the photon from the  $\Sigma^0$  decay has not been reconstructed. This has been accounted for as in the  $\Lambda_c^+ \rightarrow \Lambda\pi^+$  decay. The components of the fitting function are the same as in the  $\Lambda_c^+ \rightarrow \Lambda\pi^+$  case. The resultant  $\Lambda_c^+ \rightarrow \Lambda\pi^+\pi^+\pi^-$  yield is  $1356 \pm 60$  events. Correcting for the relative efficiencies estimated by our Monte Carlo simulation, we determine the branching ratio to be

$$\frac{\Gamma(\Lambda_c^+ \rightarrow \Lambda\pi^+\pi^+\pi^-)}{\Gamma(\Lambda_c^+ \rightarrow pK^-\pi^+)} = 0.508 \pm 0.024(\text{stat}). \quad (3)$$

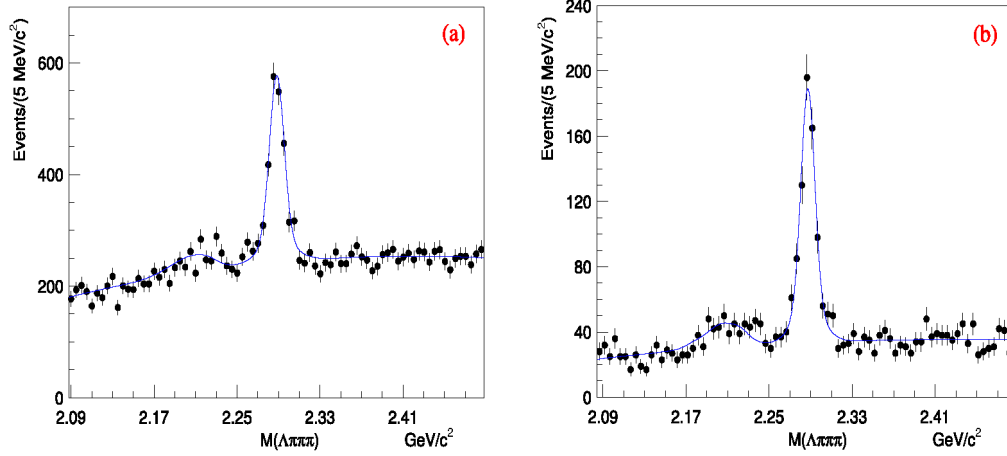


Fig. 3. Invariant mass distributions for (a)  $\Lambda_c^+ \rightarrow \Lambda \pi^+ \pi^+ \pi^-$  and (b)  $\Lambda_c^+ \rightarrow \Lambda \pi^+ \pi^+ \pi^-$  for the subresonant analysis. The fits are described in the text.

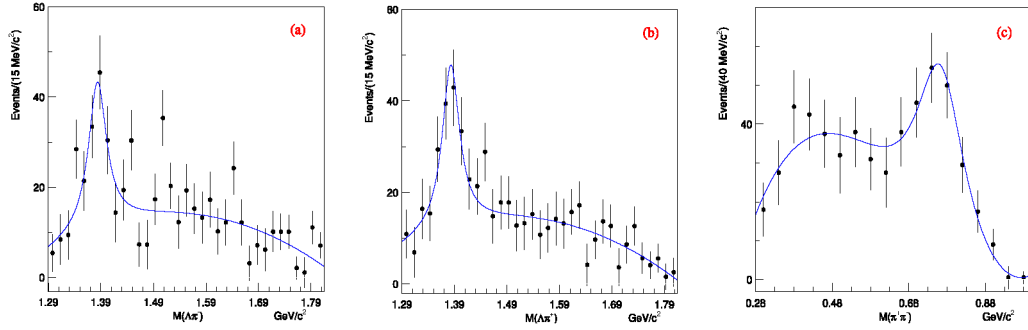


Fig. 4. (a)  $\Lambda \pi^-$ , (b)  $\Lambda \pi^+$  and (c)  $\pi^+ \pi^-$  invariant mass distributions in the decay mode  $\Lambda_c^+ \rightarrow \Lambda \pi^+ \pi^+ \pi^-$ . The yields are, respectively,  $143 \pm 27$ ,  $149 \pm 28$  and  $317 \pm 68$ .

The number of fitted  $\Lambda_c^+ \rightarrow \Sigma^0 \pi^+ \pi^+ \pi^-$  reflection events is  $480 \pm 110$ . Correcting for the relative efficiencies, we extract the relative branching ratio:

$$\frac{\Gamma(\Lambda_c^+ \rightarrow \Sigma^0 \pi^+ \pi^+ \pi^-)}{\Gamma(\Lambda_c^+ \rightarrow \Lambda \pi^+ \pi^+ \pi^-)} = 0.26 \pm 0.06(\text{stat}). \quad (4)$$

We have studied the subresonant structure in the decay mode  $\Lambda_c^+ \rightarrow \Lambda \pi^+ \pi^+ \pi^-$ . Considering our limited statistics, which would make a coherent analysis difficult, we use an incoherent binned fit method [9] developed by the E687 Collaboration, which assumes the final state is an incoherent superposition of subresonant decay modes.

For the resonant substructure analysis of  $\Lambda_c^+ \rightarrow \Lambda \pi^+ \pi^+ \pi^-$  we enhance the signal to noise ratio applying an  $L/\sigma_L > 8$  cut and requiring  $1.11 < M(\Lambda) < 1.119 \text{ GeV}/c^2$ . In Fig. 3(b) the  $\Lambda \pi^+ \pi^+ \pi^-$  invariant

mass distribution for events which satisfy these cuts is presented. The resultant yield is  $594 \pm 31$  events. The branching ratio obtained with these cuts is consistent with that reported in Eq. (3).

A study of the two-body invariant mass distributions was done to better identify which resonances may contribute to the  $\Lambda \pi^+ \pi^+ \pi^-$  decay channel. In Fig. 4 the two body  $\Lambda \pi^-$ ,  $\Lambda \pi^+$  and  $\pi^+ \pi^-$  invariant mass distributions provide evidence for the  $\Sigma(1385)^\pm$  and  $\rho(770)^0$  resonances. For this study we require the  $\Lambda \pi^+ \pi^+ \pi^-$  invariant mass to be within  $2\sigma$  ( $18 \text{ MeV}/c^2$ ) of the  $\Lambda_c^+$  nominal mass and we perform a sideband subtraction to reduce the background. The fits are performed using Breit–Wigners for the signal shape, with the mean and width fixed to the Monte Carlo values, and Chebychev polynomials for the backgrounds. Due to the two identical positively

charged pions in the final state, the two-body invariant masses  $\Lambda\pi^+$  and  $\pi^+\pi^-$  are computed by assigning a weight of 0.5 to each  $\Lambda\pi^+$  and  $\pi^+\pi^-$  combination in the event.

For subresonant modes in the resonant analysis we therefore consider the channels  $\Sigma(1385)^-\pi^+\pi^+$ ,  $\Sigma(1385)^+\pi^+\pi^-$ ,  $\Lambda\rho(770)^0\pi^+$  and  $\Sigma(1385)^+ \times \rho(770)^0$ , plus a non-resonant channel  $(\Lambda\pi^+\pi^+\pi^-)_{\text{NR}}$ . All states not explicitly considered are assumed to be included in the non-resonant channel.

We determine the acceptance corrected yield into each subresonant mode using a weighting technique whereby each event is weighted by its kinematic values in the three submasses ( $\Lambda\pi^-$ ), ( $\Lambda\pi^+$ ) and ( $\pi^+\pi^-$ ). We construct eight population bins depending on whether each of the three submasses falls into the expected resonance peak (within the nominal width). From a Monte Carlo simulation of each subresonant mode  $\alpha$ , we compute the bin population  $n_i$  in the eight bins and we calculate a transport matrix  $T_{i\alpha}$  between the number of generated Monte Carlo events  $Y_\alpha$  and the bin populations:

$$n_i = \sum_{\alpha} T_{i\alpha} Y_{\alpha}. \quad (5)$$

The elements of the  $T$  matrix can be summed to give the efficiency  $\epsilon_\alpha$  for each mode:

$$\epsilon_\alpha = \sum_i T_{i\alpha}. \quad (6)$$

This Monte Carlo determined matrix is inverted to create a new weighting matrix which multiplies the bin populations to produce efficiency corrected yields. Each data event can then be weighted according to its values in the submass bins. Once the weighted distributions for each of the five modes have been generated, we determine the acceptance corrected yields by fitting the distributions with two Gaussians with the same mean and a second order Chebychev polynomial for the background. Using incoherent Monte Carlo mixtures of the five subresonant modes we verify that the method is able to correctly reproduce the generated mixtures of the different modes.

The results for the  $\Lambda\pi^+\pi^+\pi^-$  decay are summarized in Table 1. The five weighted histograms are shown in Fig. 5, where Fig. 5(f) is the weighted distribution for the sum of all subresonant modes. The errors on the summed distribution are obtained sum-

Table 1

Fractions relative to the inclusive mode for the subresonant structure of the  $\Lambda_c^+ \rightarrow \Lambda\pi^+\pi^+\pi^-$  decay mode

| Subresonant mode                       | Fraction of $\Lambda_c^+ \rightarrow \Lambda\pi^+\pi^+\pi^-$ |
|--|--|
| $(\Lambda\pi^+\pi^+\pi^-)_{\text{NR}}$ | < 0.30 @ 90% CL  |
| $\Sigma^{*-}\pi^+\pi^+$                | $0.21 \pm 0.03 \pm 0.02$                                     |
| $\Sigma^{*+}\pi^+\pi^-$                | $0.28 \pm 0.10 \pm 0.08$                                     |
| $\Lambda\pi^+\rho$                     | $0.40 \pm 0.12 \pm 0.12$                                     |
| $\Sigma^{*+}\rho$                      | $0.14 \pm 0.09 \pm 0.07$                                     |

ming in quadrature the errors on the five submodes. The systematic uncertainty for the subresonant fractions is estimated varying the width of the resonance peaks in the construction of the kinematic bins. The goodness of fit is evaluated by calculating a  $\chi^2$  for the hypothesis of consistency between the model predictions and the observed data yields in each of the 8 submass bins. We obtain a  $\chi^2$  of 7.9 (for 3 degrees of freedom) and a confidence level of 5%.

## 6. The $\Lambda_c^+ \rightarrow \Lambda\bar{K}^0 K^+$ decay mode

We measure the branching ratio of  $\Lambda_c^+ \rightarrow \Lambda\bar{K}^0 K^+$  relative to  $\Lambda_c^+ \rightarrow pK^-\pi^+$ . The  $\bar{K}^0$  are detected through  $K_S^0$ 's. In this channel, the low combinatoric background (due to the limited phase space available) and the clean tag of the two neutrals ( $\Lambda$  and  $K_S^0$ ) allows the signal to be observed without the need for  $L/\sigma_L$  or decay vertex confidence level cuts. In Fig. 6 the  $\Lambda K_S^0 K^+$  invariant mass distribution is presented.

The fit is performed using two Gaussians with the same mean for the signal and a second order Chebychev polynomial for the background to be consistent with the fit function used for the other decay modes. The ratio of yields and the resolutions of the two Gaussians are fixed to the Monte Carlo values. The resultant yield is  $251 \pm 31$  events. Correcting for the relative efficiencies estimated by our Monte Carlo simulation, we determine the branching ratio to be

$$\frac{\Gamma(\Lambda_c^+ \rightarrow \Lambda\bar{K}^0 K^+)}{\Gamma(\Lambda_c^+ \rightarrow pK^-\pi^+)} = 0.142 \pm 0.018(\text{stat}). \quad (7)$$

The Belle Collaboration [10] has recently shown evidence of the resonant contribution  $\Lambda_c^+ \rightarrow \Xi(1690)^0 K^+$  in the decay  $\Lambda_c^+ \rightarrow \Lambda K_S^0 K^+$  with the  $\Xi(1690)^0$  reconstructed in  $\Lambda K_S^0$ . In our analysis, the  $\Xi(1690)^0 K^+$  events are selected using the same



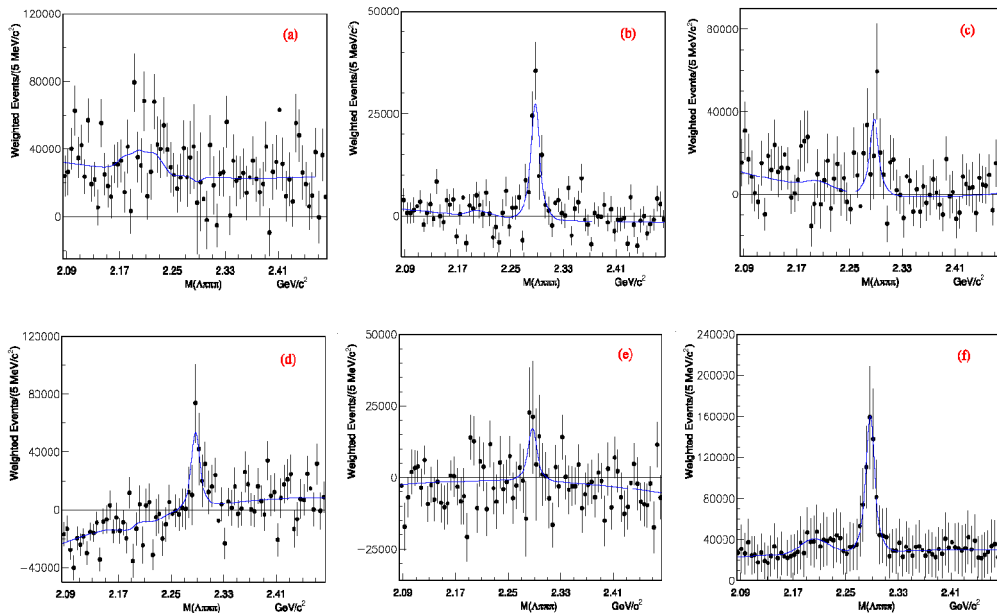


Fig. 5.  $\Lambda_c^+ \rightarrow \Lambda \pi^+ \pi^+ \pi^-$  weighted invariant mass distributions for (a)  $(\Lambda \pi^+ \pi^+ \pi^-)_{\text{NR}}$ , (b)  $\Sigma(1385)^- \pi^+ \pi^+$ , (c)  $\Sigma(1385)^+ \pi^+ \pi^-$ , (d)  $\Lambda \rho(770)^0 \pi^+$ , (e)  $\Sigma(1385)^+ \rho(770)^0$ , (f) inclusive sum of all five modes.

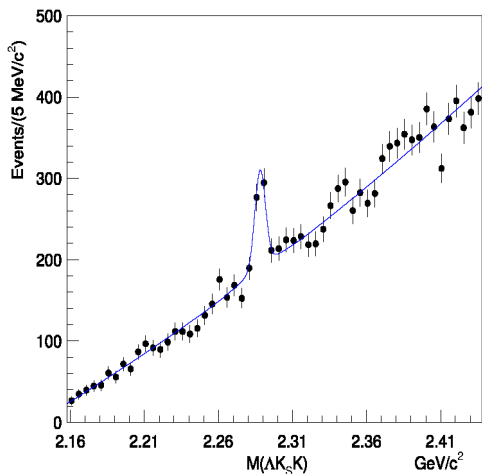


Fig. 6. Invariant mass distribution for  $\Lambda_c^+ \rightarrow \Lambda K_S^0 K^+$ . The fit is described in the text.

cuts used for the  $\Lambda K_S^0 K^+$  mode; the  $\Lambda K_S^0 K^+$  invariant mass is required to be within  $2\sigma$  ( $10 \text{ MeV}/c^2$ ) of the  $\Lambda_c^+$  nominal mass. A sideband subtraction is performed to remove the combinatoric background.

The  $\Lambda K_S^0$  invariant mass distribution is shown in Fig. 7. The fit is performed using a Breit–Wigner function for the signal and a first order Chebychev poly-

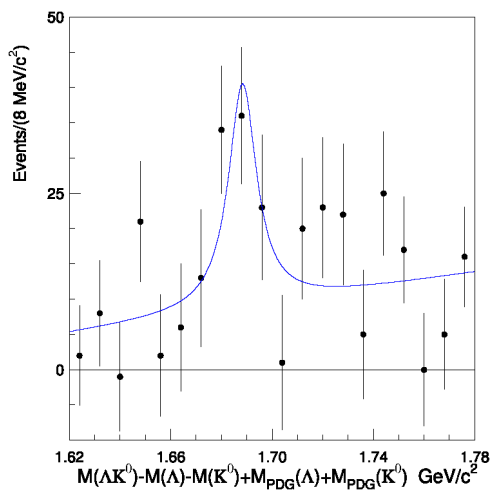


Fig. 7. Invariant mass distribution for  $\Lambda K_S^0$  in the decay  $\Lambda_c^+ \rightarrow \Lambda K_S^0 K^+$ .  $M_{\text{PDG}}(\Lambda)$  and  $M_{\text{PDG}}(K^0)$  are the nominal  $\Lambda$  and  $K_S^0$  masses [1]. The fit is described in the text.

mial for the background. The mean and the width of the Breit–Wigner are fixed to the Monte Carlo values.<sup>3</sup>

<sup>3</sup> The  $\Xi(1690)^0$  is generated in our Monte Carlo simulation with a mass of  $1.688 \text{ GeV}/c^2$  and a width of  $10 \text{ MeV}/c^2$ .



Table 2

The systematic uncertainties from the Monte Carlo simulation, the fitting condition and the total for each mode

| Mode  | Simulation | Subresonances | Tracking | Fit   | Total |
|---|------------|---------------|----------|-------|-------|
| $\frac{\Gamma(\Lambda_c^+ \rightarrow \Lambda \pi^+)}{\Gamma(\Lambda_c^+ \rightarrow p K^- \pi^+)}$                                 | 0.017      | –             | 0.005    | 0.008 | 0.020 |
| $\frac{\Gamma(\Lambda_c^+ \rightarrow \Sigma^0 \pi^+)}{\Gamma(\Lambda_c^+ \rightarrow \Lambda \pi^+)}$                              | 0.19       | –             | –        | 0.04  | 0.19  |
| $\frac{\Gamma(\Lambda_c^+ \rightarrow \Lambda \pi^+ \pi^+ \pi^-)}{\Gamma(\Lambda_c^+ \rightarrow p K^- \pi^+)}$                     | 0.016      | 0.010         | –        | 0.014 | 0.024 |
| $\frac{\Gamma(\Lambda_c^+ \rightarrow \Sigma^0 \pi^+ \pi^+ \pi^-)}{\Gamma(\Lambda_c^+ \rightarrow \Lambda \pi^+ \pi^+ \pi^-)}$      | 0.08       | –             | –        | 0.03  | 0.09  |
| $\frac{\Gamma(\Lambda_c^+ \rightarrow \Lambda \bar{K}^0 K^+)}{\Gamma(\Lambda_c^+ \rightarrow p K^- \pi^+)}$                         | 0.021      | 0.001         | 0.004    | 0.005 | 0.022 |
| $\frac{\Gamma(\Lambda_c^+ \rightarrow \Xi(1690)^0 (\Lambda \bar{K}^0) K^+)}{\Gamma(\Lambda_c^+ \rightarrow \Lambda \bar{K}^0 K^+)}$ | –          | 0.002         | –        | 0.04  | 0.04  |

The  $\chi^2$  for this fit is 18.7 for 17 d.o.f.; a null hypothesis check has also been performed, fitting the mass invariant distribution with only a quadratic polynomial, obtaining a  $\chi^2$  of 23.6 for 17 d.o.f. The resultant yield is  $84 \pm 24$  events.

We measure the branching ratio relative to  $\Lambda_c^+ \rightarrow \Lambda \bar{K}^0 K^+$  to be

$$\frac{\Gamma(\Lambda_c^+ \rightarrow \Xi(1690)^0 K^+)}{\Gamma(\Lambda_c^+ \rightarrow \Lambda \bar{K}^0 K^+)} \times B(\Xi(1690)^0 \rightarrow \Lambda \bar{K}^0) = 0.32 \pm 0.10(\text{stat}). \quad (8)$$

## 7. Systematic studies

The systematic effects are evaluated after investigation of different sources: uncertainties in the reconstruction efficiency and in the resonant substructure for multibody decays and the choice of fitting conditions.

To determine the systematic error due to the reconstruction efficiency we follow a procedure based on the  $S$ -factor method used by the Particle Data Group [1]. For each mode we split the data sample into independent subsamples based on  $\Lambda_c^+$  momentum, data-taking period, particle–antiparticle, significance of separation between production and decay vertices and different  $\Lambda$  and  $K_S^0$  categories, based on the location and geometry of the neutral particle decay. These splits provide a check on the Monte Carlo simulation of charm production, of the vertex detector and of different variables employed in the event selection. We define the split sample variance as the difference between the scaled variance and the statistical vari-

ance if the former exceeds the latter. The method is described in detail in [11].

Considering the large uncertainty on the measured subresonant fractions in the multibody decays, we also vary these fractions in the Monte Carlo simulation and use the variance in the branching ratios as a contribution to the systematic error.

We measure the systematic uncertainty due to fitting conditions using a fit variation technique, which includes variations in bin size, fitting range, background and signal shapes (different order of the Chebychev polynomial, leaving the two Gaussian parameters free in the fit or using a single Gaussian for the signal).

We also include a systematic error contribution from the absolute tracking efficiency for the different multiplicities in the final states. In Table 2 we summarize the systematic uncertainty for each mode. Several measurements for the modes reported here are present in the literature [12–18]. In Table 3 we present the FOCUS results with a comparison to the PDG values [1].

## 8. Conclusions

We have investigated and measured the branching ratios of several  $\Lambda_c^+$  Cabibbo-favored decay modes containing a  $\Lambda$  hyperon in the final state. These modes are  $\Lambda_c^+ \rightarrow \Lambda \pi^+$ ,  $\Lambda_c^+ \rightarrow \Lambda \pi^+ \pi^+ \pi^-$  and  $\Lambda_c^+ \rightarrow \Lambda \bar{K}^0 K^+$ . From the fit to the first two modes, we are also able to extract the relative branching ratios of the two decays  $\Lambda_c^+ \rightarrow \Sigma^0 \pi^+$  and  $\Lambda_c^+ \rightarrow \Sigma^0 \pi^+ \pi^+ \pi^-$ . These measurements are an improvement over pre-

Table 3

FOCUS results compared to previous measurements. No direct measurement exists for the relative branching ratios  $\Gamma(\Lambda_c^+ \rightarrow \Sigma^0 \pi^+)/\Gamma(\Lambda_c^+ \rightarrow \Lambda \pi^+)$  and  $\Gamma(\Lambda_c^+ \rightarrow \Sigma^0 \pi^+ \pi^+ \pi^-)/\Gamma(\Lambda_c^+ \rightarrow \Lambda \pi^+ \pi^+ \pi^-)$ . The relative efficiency includes the branching fractions into the observed final state particles

| $\Lambda_c^+$ decay mode            | Signal yield  | $\Lambda_c^+$ reference mode | Reference yield | Relative efficiency | FOCUS                       | PDG [1]                  |
|-------------------------------------|---------------|------------------------------|-----------------|---------------------|-----------------------------|--------------------------|
| $\Lambda \pi^+$                     | $750 \pm 44$  | $p K^- \pi^+$                | $16447 \pm 193$ | $0.209 \pm 0.001$   | $0.217 \pm 0.013 \pm 0.020$ | $0.180 \pm 0.032$        |
| $\Sigma^0 \pi^+$                    | $919 \pm 92$  | $\Lambda \pi^+$              | $750 \pm 44$    | $1.119 \pm 0.001$   | $1.09 \pm 0.11 \pm 0.19$    | $1.11 \pm 0.49$          |
| $\Lambda \pi^+ \pi^+ \pi^-$         | $1356 \pm 60$ | $p K^- \pi^+$                | $12898 \pm 147$ | $0.207 \pm 0.001$   | $0.508 \pm 0.024 \pm 0.024$ | $0.66 \pm 0.11$          |
| $\Sigma^0 \pi^+ \pi^+ \pi^-$        | $480 \pm 110$ | $\Lambda \pi^+ \pi^+ \pi^-$  | $1356 \pm 60$   | $1.375 \pm 0.001$   | $0.26 \pm 0.06 \pm 0.09$    | $0.33 \pm 0.16$          |
| $\Lambda \bar{K}^0 K^+$             | $251 \pm 31$  | $p K^- \pi^+$                | $10952 \pm 132$ | $0.161 \pm 0.001$   | $0.142 \pm 0.018 \pm 0.022$ | $0.12 \pm 0.02 \pm 0.02$ |
| $\Xi(1690)^0(\Lambda \bar{K}^0)K^+$ | $84 \pm 24$   | $\Lambda \bar{K}^0 K^+$      | $251 \pm 31$    | $1.053 \pm 0.001$   | $0.32 \pm 0.10 \pm 0.04$    | $0.26 \pm 0.08 \pm 0.03$ |

vious results for the same decay modes. We report a new measurement of the subresonant mode  $\Lambda_c^+ \rightarrow \Xi(1690)^0 K^+$  consistent with the recent Belle result. We have also performed an analysis of the subresonant structure of the decay  $\Lambda_c^+ \rightarrow \Lambda \pi^+ \pi^+ \pi^-$ . We observe a small non-resonant component and the presence of vector resonances in the dominant modes, as it has been observed in most charm meson decays.

## Acknowledgements

We wish to acknowledge the assistance of the staffs of Fermi National Accelerator Laboratory, the INFN of Italy, and the physics departments of the collaborating institutions. This research was supported in part by the US National Science Foundation, the US Department of Energy, the Italian Istituto Nazionale di Fisica Nucleare and Ministero dell'Istruzione, dell'Università e della Ricerca, the Brazilian Conselho Nacional de Desenvolvimento Científico e Tecnológico, CONACyT-México, and the Korea Research Foundation of the Korean Ministry of Education.

## References

[1] S. Eidelman, et al., Particle Data Group, Phys. Lett. B 592 (2004) 1.

- [2] T. Utpal, R.C. Verma, M.P. Khana, Phys. Rev. D 49 (1994) 3417.
- [3] J.G. Körner, M. Krämer, Z. Phys. C 55 (1992) 659.
- [4] J.G. Körner, M. Krämer, J. Willrodt, Z. Phys. C 2 (1979) 117.
- [5] J.M. Link, et al., FOCUS Collaboration, Nucl. Instrum. Methods A 516 (2004) 364.
- [6] J.M. Link, et al., FOCUS Collaboration, Nucl. Instrum. Methods A 484 (2002) 174.
- [7] P.L. Frabetti, et al., E687 Collaboration, Nucl. Instrum. Methods A 320 (1992) 519.
- [8] J.M. Link, et al., FOCUS Collaboration, Nucl. Instrum. Methods A 484 (2002) 270.
- [9] P.L. Frabetti, et al., E687 Collaboration, Phys. Lett. B 354 (1995) 486.
- [10] K. Abe, et al., Belle Collaboration, Phys. Lett. B 524 (2002) 33.
- [11] J.M. Link, et al., FOCUS Collaboration, Phys. Lett. B 555 (2003) 167.
- [12] H. Albrecht, et al., ARGUS Collaboration, Phys. Lett. B 274 (1992) 239.
- [13] P. Avery, et al., CLEO Collaboration, Phys. Rev. D 43 (1991) 3599.
- [14] J.C. Anjos, et al., E691 Collaboration, Phys. Rev. D 41 (1990) 801.
- [15] H. Albrecht, et al., ARGUS Collaboration, Phys. Lett. B 207 (1988) 109.
- [16] S. Barlag, et al., ACCMOR Collaboration, Z. Phys. C 48 (1990) 29.
- [17] P. Avery, et al., CLEO Collaboration, Phys. Lett. B 325 (1994) 257.
- [18] R. Ammar, et al., CLEO Collaboration, Phys. Rev. Lett. 74 (1995) 3534.