

The Optimization of Pudding Formulation Using Noni (*Morinda citrifolia L.*) Seen from Antioxidant Content and Sensory Characteristics

Kristiawan Prasetyo Agung Nugroho¹, Monika Rahardjo², and Apfia Jovitatera¹

¹Nutrition Study Program, Faculty of Medicine and Health Science, Universitas Kristen Satya Wacana

²Food Technology Study Program, Faculty of Medicine and Health Science, Universitas Kristen Satya Wacana

Abstract. Noni (*Morinda citrifolia L.*) is a fruit that known to be effective against many diseases. It is phenol and flavonoid content acted as antioxidant, anticancer, antiinflammation and to fluent the blood vessel. It is rich in antioxidant compound, so that this research aims to utilize it as a food product. Pudding is one of food product that categorized as a dessert, which in the production does not require heat treatment, so the antioxidant can be maintained. The purpose of this experiments were to determine the antioxidant content of Noni fruit and to find the optimum formulation of Noni pudding based on sensory characteristics. The method of this research was experiment with sample analysis using total phenolic assay, total flavonoid assay and sensory evaluation by 50 random panelists. The result showed that Noni fruit has total phenolic 0.13423 mg GAE/ml and the total flavonoid 0.11819 mg GAE/mL. The optimum formulation of pudding result from sensory evaluation was found with the addition of 10% of Noni extract.

Keywords: flavonoid, Noni, phenol, pudding, sensory

Received 04 December 2018 | Revised 14 February 2019 | Accepted 18 February 2019

1. Introduction

Noni (*Morinda citrifolia L.*) is a fruit that less favored by peoples due to the unpleasant aroma and texture. All part of Noni plants can be used, such as seeds, leaves, flowers, fruits, skin, and even the roots [1]. Noni fruit has a bad smells. The aroma of Noni is caused by the components of the fruit. Noni fruit is soft and porous. Noni fruit has bitter flavor, so many people do not like it. However, Noni fruit has many benefits on health, and therefore it become very popular in the Caribbean, Asia Pacific and Southeast Asia for medicine treatments [3]. Noni fruit has antioxidant with function as herbal medicine or alternative medicine to overcome various diseases. Noni fruit had a high antioxidant compound.

*Corresponding author at: Nutrition Study Program, Faculty of Medicine and Health Science, Universitas Kristen Satya Wacana, Jalan Kartini No 11 A, Salatiga, Indonesia

E-mail address: kristiawan.nugroho@staff.uksw.edu

Antioxidant is an inhibitor compound to obstruct auto-oxidation. Antioxidant is effective against many diseases such as carcinogenesis, cardiovascular, and degenerative diseases [4]. Antioxidant has function to neutralize free radical [5]. Free radical is an active oxidant which has at least one or more unpaired electron out of their orbit [6]. Increases immunology status can be done by consumed high antioxidant food.

There are several bioactive substances of Noni fruit that efficacious to the treatment of various diseases, especially for degenerative diseases such as scopoletin, flavonoid and vitamin C. Scopoletin is a phenolic compound that used as an anti-inflammatory, anti-allergic, blood pressure controller, and regulator of glucose levels in the blood [7]. Scopoletin has function to reduce blood pressure with relaxing vascular smooth muscle when arterial blood pressure increases [8]. Another phenolic compound is flavonoid. Flavonoid acted as an antioxidant and anti-cancer. Flavonoid can inhibit chain reaction in the formation of free radicals. Noni also has vitamin C to improve the immune system [9]. Scopoletin, flavonoid, and vitamin C content can be identified by total phenolic test and total flavonoid test [10].

A lot of people proceed Noni become a food product. The products of Noni are varied such as juice, salad, yogurt, ice cream, coffee and pudding [2]. The way to decrease the bitter taste and the bad smell of Noni fruit was using low temperature process. Low temperature process maintained bioactive substances of Noni as well. The product with low temperature process is pudding. The purpose of this experiments were to determine the antioxidant content of Noni fruit and to find the optimum formulation of Noni pudding seen from sensory characteristics.

2. Materials and Methods

This research was using experimental method. The experiment was making pudding with different concentration of Noni extract. Noni extract was added with the concentration of 5%, 10%, 15%, and 20%. The materials of this research are Noni juice, milk powder, water, sugar, and agar powder. The equipment were used stainless steel bowl, volumetric flask, spoons, plates, blender, filter, bowl, stove, and pudding cup. The parameters of pudding quality observed are total phenolic assay, total flavonoid assay, and sensory evaluation.

2.1. Total Phenolic Test

For making Noni extract, 100 g of Noni fruit was needed. Noni fruit was cut and blended using blender. The extract was filtered to separate the extract from the pulp. Then pour to a volumetric flask. The method of total phenolic was using Folin-ciocalteu assay to determine the content. The 1 ml extract of Noni and 1 ml of Gallic acid (concentrate version 10, 20, 30, 40, and 50 µg/ml) was poured in volumetric flask, which contained with 9 ml of distilled water. Then add 1 ml of phenol reagent Folin-ciocalteu and mix. Then, the mixture was added with 10 ml of Na₂CO₃ 7% after 5 minutes. After that, it was incubated for 90 minutes in the room temperature.

After the incubation, the absorbance of the extract determined with spectrophotometer with an UV-Visible at wavelength 765 nm. Total phenolic expressed in mg Gallic Acid Equivalent (GAE)/g of extract [11].

2.2. Total Flavonoid Test

Total flavonoid was determined using colorimetric assay of aluminum chloride (AlCl_3). The method of the test was mixed 1 ml of Noni extract and standard solution of quercetin (concentrate version 20, 40, 60, 80, and 100 $\mu\text{g}/\text{ml}$) into 4 ml of distilled water on volumetric flask. The mixture was added with 0.30 ml of NaNO_2 5% and stayed for 5 minutes. Then, it was added with 0.3 ml of AlCl_3 10% and stayed for 5 minutes. After that, the mixture was added with 2 ml of NaOH 1M. The absorbance was measured the wavelength 510 nm. Total flavonoid expressed in mg Quercetin Equivalen (QE)/g of extract [11].

2.3. Formulation of Noni Juice Pudding

The extract was made by mixing the Noni fruit and water in various ratio according to the treatment (5 : 95, 10 : 90, 15 : 85, and 20 : 80) for making 5%, 10%, 15%, and 20% noni fruit extract respectively. Noni fruit and water then were blended. The formulation of pudding was described on the Table 1.

Table 1. Formulation of Noni pudding

Ingredients	Pudding Formulation			
	Pudding A	Pudding B	Pudding C	Pudding D
Agar powder	11.25 g	11.25 g	11.25 g	11.25 g
Water	520 ml	520 ml	520 ml	520 ml
Sugar	100 g	100 g	100 g	100 g
Milk powder	280 ml	280 ml	280 ml	280 ml
Noni extract	100 ml of Noni extract 5%	100 ml of Noni extract 10%	100 ml of Noni extract 15%	100 ml of Noni extract 20%

2.4. Sensory Evaluation

Sensory evaluation used to find the most preferred formulation of Noni juice pudding based on human sensory. Sensory evaluation was conducted by 50 panelists randomly selected. The panelists were asked to respond to likes or dislikes based on the scale of the preference smell, taste, and texture of pudding by filled the sensory assessment form. For the sensory evaluation, the parameter was rate from 1 to 10. The description showed on the Table 2. The analysis of sensory evaluation was using Excel.

Table 2. Liker Scale of Sensory Evaluation of Noni Extract Pudding

Rate	Description
1-2,49	Very dislike
2,5-4,49	Dislike
4,5-6,49	Neutral
6,5-7,99	Like
8-10	Very like

3. Results and Discussion

Pudding is a dessert which made by milk and agar powder as the basic ingredients. Pudding is one of food product that categorized as a dessert, which in the production does not require heat treatment, so the antioxidant can be maintained. Flavor addition is the important thing to increase the taste. Therefore, a good formulation was needed to make a tasty food. This research was using Noni fruit extract as a flavor of the pudding.

Noni is a fruit which has a lot of bioactive content with high antioxidant compound. Noni fruit has some antioxidant compounds such as phenol, flavonoid, scopoletin, vitamin C, etc [7,8,9]. The parameters of pudding quality observed are total phenolic assay, total flavonoid assay, and sensory evaluation.

3.1. Total Phenolic

The phenolic and flavonoid compound were determined by total phenolic test and total flavonoid test [12]. Table 3 showed the total phenolic average of Noni juice. It was 31.277 µg GAE/ml. The total phenolic content was 0.13423 mg GAE/g.

Table 3. The result of total phenolic compound of Noni juice extract

Sample	Average Total phenol (µg GAE/mL)	Extract grade (mg GAE/mL)	Total phenolic content (mg GAE/gr)
Extract of Noni	31,277	0,31277	0,13423

Some researchers said that total phenol of Noni fruit was from 1.426 to 3.647 mg GAE/g [13]. The other studies said that total phenolic of Noni fruit ranged from 2.253 mg GAE/g to 2.848 mg GAE/g [14]. A researcher said total phenolic of Noni fruit was 180 µg GAE/g [15]. Some researchers claimed that total flavonoid between 0.0017 mg QE/g to 0.0137 mg QE/g [16].

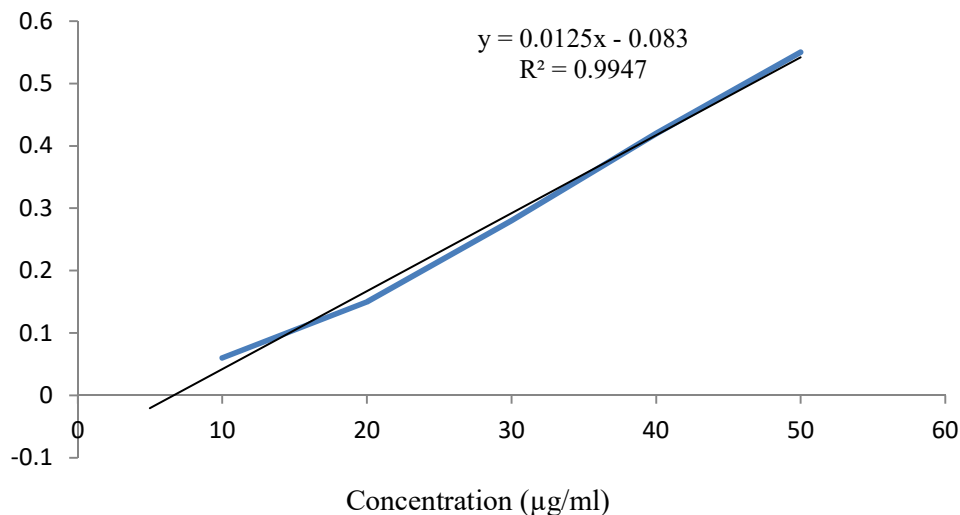


Figure 1. The Graphic of Total Phenolic Content of Noni Juice

Figure 1 showed the graphic of total phenolic of Noni juice. The graphic showed the absorbance value of the standard Gallic acid solution in each concentration. In the graphic, the standard solution of Gallic acid was in concentrate 10, 20, 30, 40, and 50 µg/ml. The concentration was measured at wavelength 765 nm. The equation obtained from Gallic acid absorbance: $y = 0.012x - 0.083$ and the correlation coefficient value (r) was 0.994.

3.2. Total Flavonoid

The result of total flavonoid compound test was described on Table 4 and Figure 2. On Table 4 showed that the average of total flavonoids was 27.54 µg QE/ml. Therefore the final result of total flavonoid content of Noni juice was 0.11819 mg QE/g. Based on the other research, the range of flavonoids content in Noni fruit is between 0.0017 mg QE/g to 0.0137 mg QE/g [14].

Table 4.The result of total flavonoids compound of Noni juice extract

Sample	Average Total Flavonoid (µg QE/mL)	Extract grade (mg QE/mL)	Total phenolic content (mg QE/g)
Extract of Noni	27.54	0.2754	0.11819

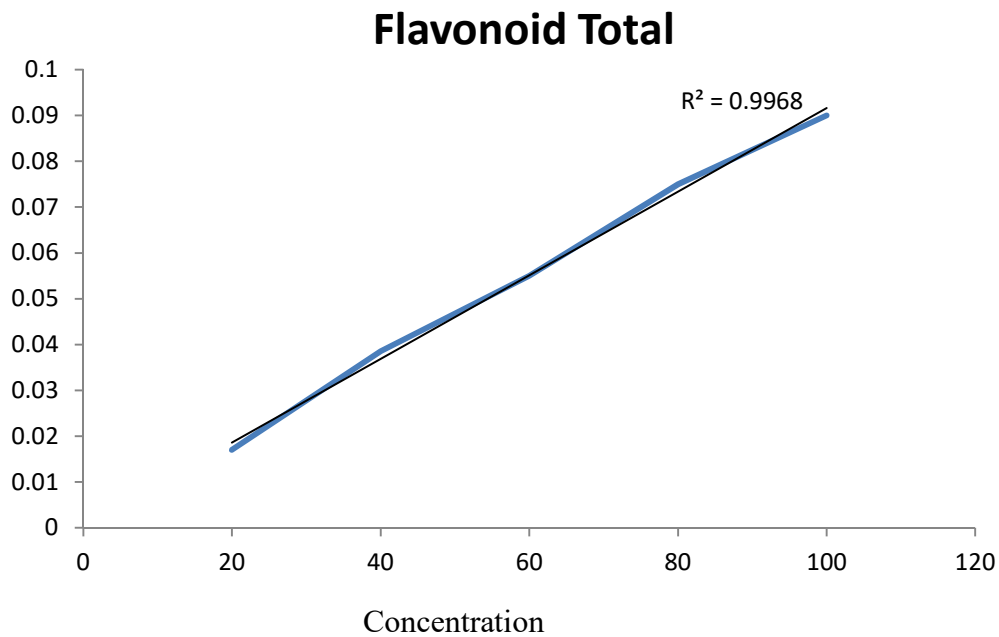


Figure 2.The Graphic of Total Flavonoids Content of Noni Juice

Figure 2 showed the graphic of total flavonoid of Noni fruit. The graphic showed the absorbance value of the quercetin solution in each concentration. In the graphic, the quercetin was measured at 20, 40, 60, 80, and 100 µg/ml of solution concentration. The correlation coefficient value (r) was 0.996.

The results of the total phenol and total flavonoid were different in every research. The differences results of total phenol and total flavonoid of Noni fruit caused of several factors. The

factors such as the characteristic of Noni, maturity level, temperature, air humidity, soil factors, and sunlight factor [16]. Environmental factors have huge affected for the quality of Noni fruit.

3.3. Sensory Evaluation

The formulation was made to determine the preference of the product. The level preferences were using sensory evaluation [17]. Noni is a fruit that less favored by peoples due to the unpleasant aroma and texture. Therefore, by process the Noni fruit into pudding will make everyone easy to consume without eliminating the content on it. Sensory evaluation was obtained by 50 random panelists. The analysis of sensory evaluation was described on graphic 3. The analysis was determined based on aroma, taste and texture of Noni extract pudding. Figure 3 showed the analysis result of sensory evaluation of Noni pudding formulation depend on aroma, taste, and texture. The analysis sensory showed pudding B has higher preferred result.

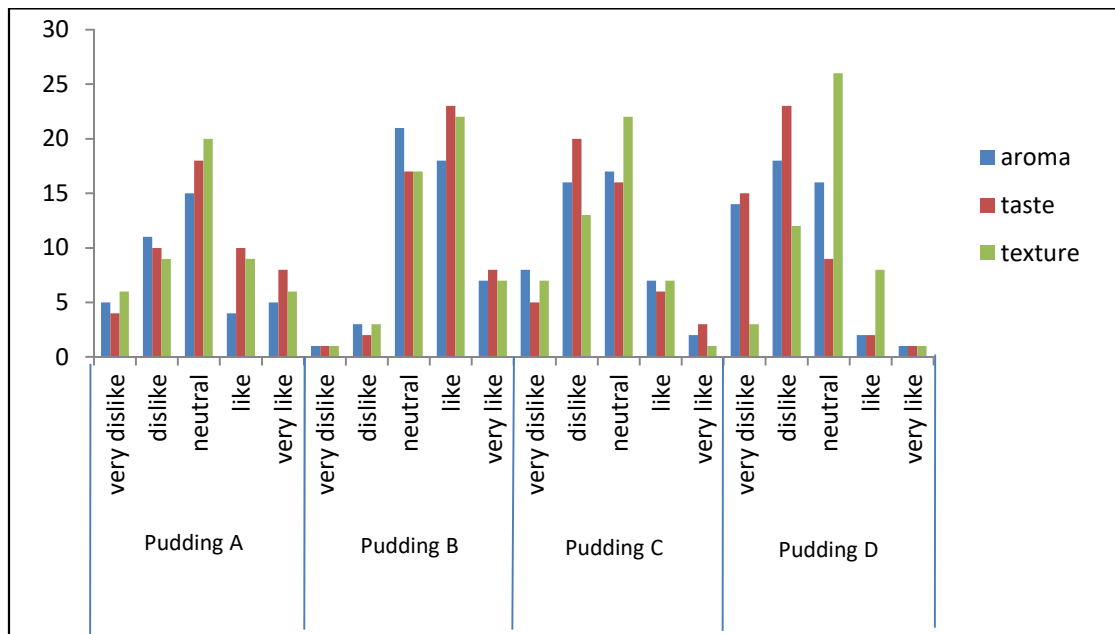


Figure 3. The Graphic Sensory Evaluation Analysis of Noni Extract Pudding Formulation

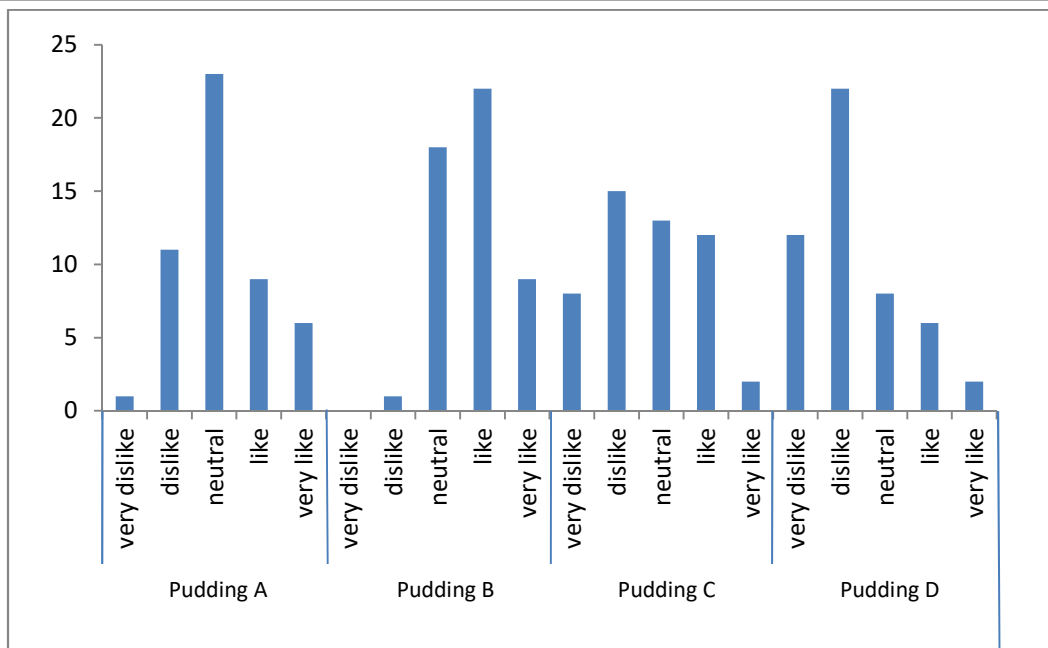


Figure 4. The Graphic of Sensory Evaluation Overall Results of Noni Extract Pudding Formulation

For the overall result of sensory evaluation can be seen at Figure 4. The graphic showed that formulation pudding B has the highest preference result than others. There were 9% at very like category, 22% at like category, 18% at neutral category, 1% at dislike category, and 0% at very dislike category. Based on very like category, Figure 4 showed that Pudding B has the most preferred formulation than the others. Pudding D has high result on dislike category. It was 22% on dislike category. Its mean that almost all of 50 panelists were not interested on pudding D. Pudding A was 23% on neutral category. Pudding C was 15% on dislike category.

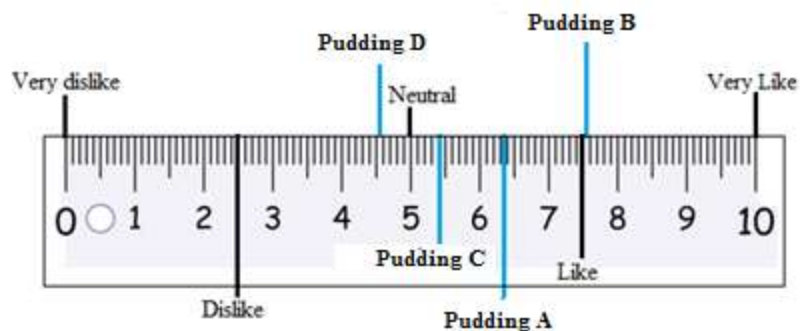


Figure 5. Liker Scale of Noni Pudding Formulation

Liker scale of the pudding formulation can be seen on Figure 5. The result showed that pudding B has preferred rate in 7.56 and categorize as like. Pudding A has preferred rate in 6.32 and categorized as neutral. Pudding C has preferred rate in 5.4 and categorized as neutral. Pudding D has preferred rate in 4.56 and categorized as dislike. From 50 panelist preference, Pudding A, pudding C, and pudding D were on neutral category. Its mean both pudding has the standard taste. Pudding B was on like category. Its mean almost all panelists more prefer to the pudding B formulation.

4. Conclusion and Recommendation

The result showed that Noni fruit has total phenolic was 0.13423 mg GAE/ml and total flavonoid was 0.11819 mg GAE/mL. Pudding B has the higher preferred result based on aroma, taste, and texture. The optimum formulation of pudding resulted from sensory evaluation was found with the addition of 10% of Noni extract.

REFERENCES

- [1] R. M. Saf-ur, N. Aziz, and A. H. Gilani, "Studies on antidyslipidemic effects of morinda citrifolia (noni) fruit, leaves and root extracts," *Lipids in Health and Disease*, vol. 9, pp. 88, 2010.
- [2] R. P. Putu, P. A. Risa, and Damiaty, *Studi Eksperimen Pemanfaatan Buah Mengkudu Menjadi Dodol Beraroma Vanili dan Daun Pandan*. Universitas Pendidikan Ganesha, 2014, 10.
- [3] Bangun and Sarwono, *Sehat dengan Ramuan Obat Tradisional Khasiat dan Manfaat Mengkudu*. Jakarta: Agro media Pustaka, 2002.
- [4] A. Rohman and S. Riyadi, "Aktivitas antioksidan ekstrak buah mengkudu (Morinda citrifolia L.)," *Journal of Agritech*, vol. 25, no. 3, Universitas Gadjah Mada, 2005.
- [5] H. Winarsi. *Antioxidant Alami dan Radikal Bebas: Potensi dan Aplikasinya Dalam Kesehatan*. Kanisius, 2007.
- [6] K. Sayuti and R. Yenrina, *Antioksidan Alami dan Sintetik*. Asosiasi Penerbit Perguruan Tinggi Indonesia: Andalas University Press, 2015.
- [7] Y. S. Cici, "Penggunaan buah mengkudu (Morinda citrifolia L.) untuk menurunkan tekanan darah tinggi," *Jurnal Majority*, vol. 4, no. 3, 2015.
- [8] H. Suidah, "Pengaruh mengkudu terhadap penurunan tekanan darah pada penderita hipertensi di Desa Wedoroklurk Kecamatan Candi Kabupaten Sidoarjo," *Jurnal Keperawatan*, vol. 1, no. 1, 2011.
- [9] R. F. Ulfah, "Antidiabetic effect of Morinda citrifolia L. as a treatment of diabetes mellitus," *Jurnal Majority*, vol. 3, no. 7, 2014.
- [10] A. Khoerul and T. Liling, "Kandungan total fenolik, total flavonoid, dan aktivitas antioksidan ekstrak etanol buah mengkudu (Morinda citrifolia L.)," *Jurnal Pharmascience*, vol. 3, no. 1, pp. 83-92, 2016.
- [11] J. Biju, C. T. Sulaiman, G. Satheesh, and V. R. K. Kredy, "Total phenolic and flavonoids in selected medicinal plants from kerala," *International Journal of Pharmacy and Pharmaceutical Sciences*, vol. 6, no. 1, 2014.
- [12] M. Jun, H. Y. Fu, J. Hong, X. Wan, C. S. Yang, C. T. Ho "Comparison of antioxidant activities of isoflavones form kudzu root (Pueraria lobata O)," *Journal Food Science Institute of Technologist*, vol. 68, pp. 2117-2122, 2003.
- [13] S. B. I. Assanga *et al.*, "Effect of maturity and harvest season on antioxidant activity, phenolic compounds and ascorbic acid of morindacitrifolia l. (noni) grown in Mexico," *African Journal of Biotechnology*, vol. 12, no. 29, pp. 4630-4639, 2013.
- [14] K. David, "Aktivitas antimikroba dan antioksidan ekstrak tepung daun dan buah mengkudu (Morinda citrifolia)," *Jurnal Ilmu Peternakan*, vol. 28, no. 2, 2018, pp. 105-111.
- [15] Amrianto, Mukarramah, D. S. Dike, N. A. Nurun, and D. P. Andi, "Formulasi ekstrak buah mengkudu (morinda citrifolia) dalam bentuk sediaan transdermal liposome cream," *Prosiding Seminar Nasional Biology for Life*, 2017.

-
- [16] S. Deng, B. J. West, and C. J. Jensen, "A quantitative comparison of phytochemical components in global noni fruit and their commercial products," *Food Chemistry*, vol. 122, no.1, pp. 267-270, 2010.
- [17] A. C. Erungan, I. Bustami, and A. N. Yudistira, "Analisis pengambilan keputusan uji organoleptik dengan metode multi kriteria," *Jurnal Pengolahan Hasil Perikanan Indonesia*, vol. 8, no.1, 2005.