

## UV DISINFECTION - A METHOD OF PURIFYING WASTEWATER FROM FARMS – A REVIEW

ZĂBAVĂ B.ȘT.<sup>1)</sup>, VOICU GH.<sup>1)</sup>, UNGUREANU N.<sup>1)</sup>, DINCĂ M.<sup>1)</sup>, VLĂDUȚ V.<sup>2)</sup>

<sup>1)</sup>U.P. Bucharest / Romania; <sup>2)</sup>INMA Bucharest;  
E-mail: [bianca.dragoiu@yahoo.com](mailto:bianca.dragoiu@yahoo.com)

**Keywords:** wastewater, disinfection, ultraviolet.

### ABSTRACT

*The livestock industry increased significantly globally due to increasing demand for animal products. There are however, growing concerns on the environmental risks, associated with the disposal of untreated livestock wastewater into streams and rivers. Disinfection is considered to be the primary mechanism for the inactivation/ destruction of pathogenic organisms to*

*prevent the spread of waterborne diseases to downstream users and the environment. Water disinfection using ultraviolet light is a newer process that currently has a limited use area [5]. The purpose of this paper is to present the ultraviolet disinfection process used for the treatment of waste water.*

### INTRODUCTION

Disinfection of treated wastewater effluent is needed as the primary step to prevent the spread of waterborne diseases to downstream users and the environment. Wastewater from farms has been identified as one of the main sources of pathogenic agents and the potential vector of diseases as a result of accidental consumption of untreated or poorly treated wastewater, skin contact, or ingestion of food species exposed to wastewater [4].

Disinfection is considered to be the primary mechanism for the inactivation/ destruction of pathogenic organisms to prevent the spread of waterborne diseases to downstream users and the environment. It is important that wastewater to be adequately treated prior to disinfection in order to any disinfectant to be effective [8]. Ultraviolet (UV) disinfection is a well established, cost-competitive technology. In the late 1800's researchers first discovered the germicidal effects of sunlight, and systems based on fluorescent tube technology have been operating since the 1950's. More recently, UV disinfection has been attracting a lot of attention due

to the discovery of chlorinated Disinfection Byproducts (DBP), and new measurements confirming the effectiveness of UV to inactivate *Cryptosporidium* [2].

UV light, which continues to be a reliable means of disinfection, involves exposing contaminated water to radiation from UV light. Ultraviolet or UV energy is found in the electromagnetic spectrum between visible light and x-rays and can best be described as invisible radiation. In order to kill microorganisms, the UV rays must actually strike the cell. UV energy penetrates the outer cell membrane, passes through the cell body and disrupts its DNA preventing reproduction. UV treatment does not alter water chemically; nothing is being added except energy. The sterilized microorganisms are not removed from the water. UV disinfection does not remove dissolved organics, inorganics or particles in the water.

Ultraviolet light (UV) is a form of energy called electromagnetic radiation. UV light is a small part of the entire electromagnetic spectrum made up of other types of radiation including visible light, x-rays, radio waves, and microwaves,

all at different wavelengths. UV light is electromagnetic radiation with wavelengths in the range of 100-400

nanometers (nm). In contrast visible light is in the range of 400-700 nm. So UV light is not visible [7] – figure 1.

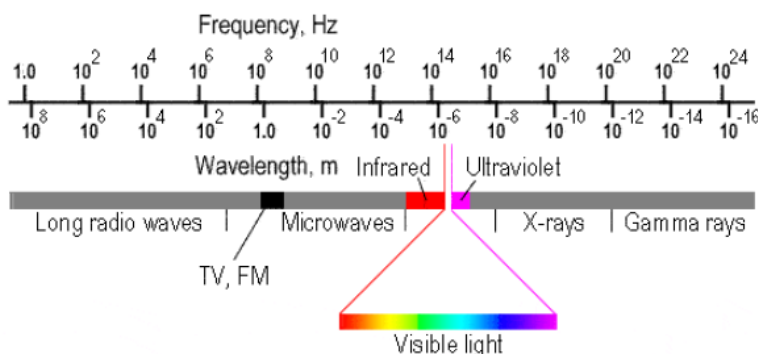


Figure 1 - The Electromagnetic Spectrum [10]

Microorganisms that cannot reproduce cannot infect and are thereby inactivated. In general, viruses are most

resistant to UV disinfection compared to protozoan cysts (e.g., Cryptosporidium) and bacteria [7].

## MATERIAL AND METHOD

UV light, which continues to be a reliable means of disinfection, involves exposing contaminated water to radiation from UV light. The treatment works because UV light penetrates an organism's cell walls and disrupts the cell's genetic material, making reproduction impossible.

A special lamp generates the radiation that creates UV light by striking an electric arc through low-pressure mercury vapor.

This lamp emits a broad spectrum of

radiation with intense peaks at UV wavelengths of 253.7 nm and a lesser peak at 184.9 nm. Research has shown that the optimum UV wavelength range to destroy bacteria is between 250 nm and 270 nm. At shorter wavelengths (e.g. 185 nm), UV light is powerful enough to produce ozone, hydroxyl, and other free radicals that destroy bacteria [5]. A schematic of a UV reactor is shown in Figure 2, with more information on its constituent elements provided below [9].

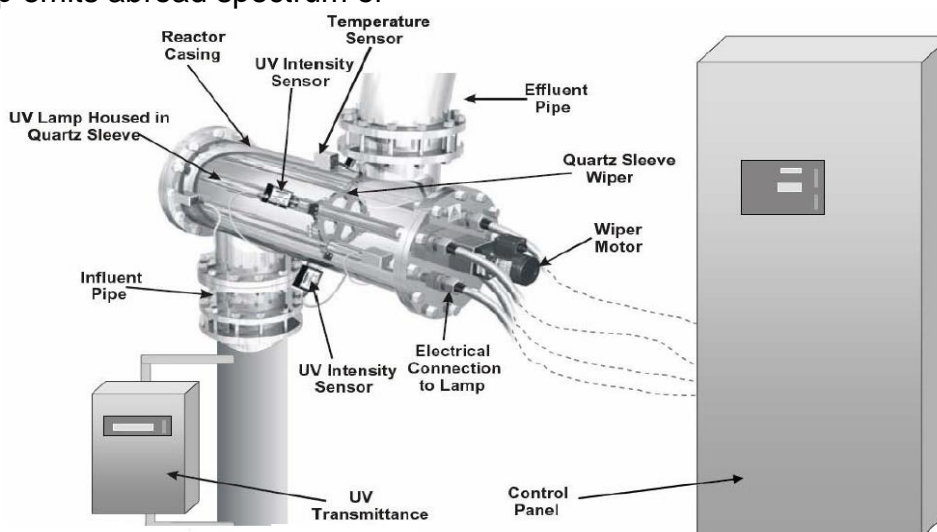


Figure 2 - Schematic of typical UV Reactor [9]

The UV device is designed to ensure all the water being treated is channeled through the device as close to the quartz sleeve as possible to ensure the water receives the longest amount of

exposure possible at the maximum UV intensity. UV devices work best when treating clear water, so UV devices are typically located after filtration treatment processes.

## RESULTS AND DISCUSSIONS

Research over the years have identified ultraviolet (UV) sterilizers as probably the most cost effective and efficient alternative technology available to home owners to eliminate a wide range of biological contaminants from their water supply. The advantages, according to research findings, lie in the fact that: it introduces no chemicals to the water, produces no bi-products and it does not alter the taste, pH, or other properties of the water [1]. There are two types of UV

disinfection reactor configurations that exist: contact types and noncontact types. In both the contact and noncontact types, wastewater can flow either perpendicular or parallel to the lamps. In the contact reactor, a series of mercury lamps are enclosed in quartz sleeves to minimize the cooling effects of the wastewater. Figure 3 shows two UV contact reactors with submerge lamps placed parallel and perpendicular to the direction of the wastewater flow [8].

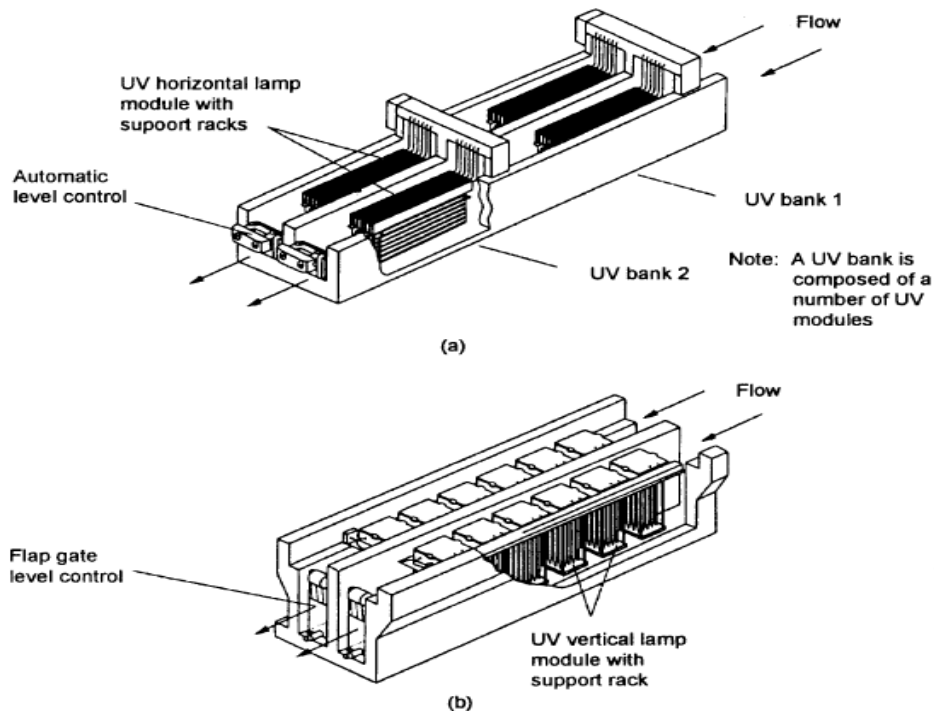


Figure 3–Isometric cut-away views of typical UV disinfection systems [3]

a- Adapted from Trojan Technologies, Inc.

b- Adapted from Infilcodegremont, Inc.

Flap gates or weirs are used to control the level of the wastewater. There are three potential health risks associated with using UV devices – formation of disinfection byproducts; mercury exposure due to UV lamp breakage; and direct exposure to UV light. generated by the UV device. All these potential health

risks are generally considered minimal [7].

Microbial and chemical characteristics are two major water quality factors that affect the UV unit performance. Microbial characteristics of water include type, source, age, and density. Chemical water characteristics

include nitrites, sulfites, iron, hardness, and aromatic organic levels.

UV radiation is not suitable for water with high levels of suspended solids, turbidity, color, or soluble organic

matter. These materials can react with UV radiation, and reduce disinfection performance. Turbidity makes it difficult for radiation to penetrate water.

## CONCLUSIONS

Wastewater from farms has been identified as one of the main sources of pathogenic agents and the potential vector of diseases as a result of accidental consumption of untreated or poorly treated wastewater, skin contact, or ingestion of food species exposed to wastewater. Disinfection is considered to be the primary mechanism for the inactivation/ destruction of pathogenic

organisms to prevent the spread of water-borne diseases to downstream users and the environment. UV disinfection is a well established, cost-competitive technology. Ultraviolet light is a form of energy called electromagnetic radiation.

UV radiation is not suitable for water with high levels of suspended solids, turbidity, color, or soluble organic matter.

## ACKNOWLEDGEMENT

This work was supported by a grant of the Romanian Ministry of Research and Innovation, CCCDI - UEFISCDI, project

number 27PCCDI/2018, entitled „Innovative technologies for crop irrigation in arid, semi-arid and sub-dry climate”, within PNCDI III.

## BIBLIOGRAPHY

1. **Adedayo, A., Olaoye, A., Adepate, R., 2012-** *Investigating the Effectiveness of Ultraviolet (UV) Water Purification as Replacement of Chlorine Disinfection in Domestic Water Supply*, International Journal of Engineering Science and Technology (IJEST), ISSN : 0975-5462 Vol. 4 No.08.
2. **Crawford, M.H., Banas, M.A., Ross, M. P., Douglas, S.R., Nelson, J.S., Boucher, R., Allerman, A.A., 2005-** *Final LDRD Report: Ultraviolet Water Purification Systems for Rural Environments and Mobile Applications*, SANDIA REPORT SAND2005-7245.
3. **Crites, R., Tchobanoglous, G., 1998-** *Small and Decentralized Wastewater Management Systems*, The McGraw-Hill Companies, New York.
4. **Gulsad, U., Demircib, A., Regan, J.M., 2016-** *Disinfection of synthetic and real municipal wastewater effluent by flow-through pulsed UV-light treatment system*, Journal of Water Process Engineering 10 89–97.
5. **Hijnen, W.A.M., Beerendonk, E.F., Medema, G.J., 2005-** *Inactivation credit of UV radiation for viruses, bacteria and protozoan (oo)cysts in water: A review*, Water research 40 ( 2006 ) 3 – 22.
6. \*\*\* *Tech Briefs*, 2000- A national drinking water clearinghouse fact sheet, Ultraviolet Disinfection.
7. \*\*\* *Ultraviolet (UV) Disinfection in Drinking Water Treatment*, U.S. Army Public Health Command (Provisional) Aberdeen Proving Ground, MD 21010-5403 Commercial 410-436-3919.
8. \*\*\* *United States Environmental Protection Agency*, (1999) Wastewater Technology Fact Sheet Ozone Disinfection, EPA 832-F-99-063.
9. \*\*\* *Water treatment manual: Disinfection*, ENVIRONMENTAL PROTECTION AGENCY, 2011- An Ghníomhaireacht um Chaomhnú Comhshaoil, PO Box 3000, Johnstown Castle, Co. Wexford, Ireland.
10. [http://www.sentinelarchiving.com/ARTICLE S/electromag.html](http://www.sentinelarchiving.com/ARTICLE_S/electromag.html)