

Adaptation of Released Tomato Varieties (*Solanum lycopersicum* L. mill) Under Jimma Condition South West Ethiopia

Getachew Etana Gemechu¹ Neim Seman² Tewodros Mulualem Beyene³
Jimma Agricultural Research Center, EIAR

Abstract

An experiment was conducted for two consecutive years since 2014 to 2016 in Jimma area, south west with ten improved tomato varieties and on farmer's local in randomized complete block design with three replications. Among the varieties tested, there was a high significant variation ($P < 0.05$) in mean number of fruit cluster per plant, mean marketable fruit number per plant and mean marketable fruit yield ton per hectare in each year and mean of two years evaluation. Since 2014/15, Variety Eshete scored highest significance difference among varieties with the score of 7.5 in mean number of fruit cluster per plant. Mean of marketable fruit number per plant in variety Bishola, Metadel and Melkasalsa scored highest significance difference among all tested varieties with the score of 14, 13.25 and 13 respectively. Mean of marketable fruit yield in ton per hectare was highly significant difference in variety Melkasalsa ($33.01 \text{ ton ha}^{-1}$) and followed by Miya ($28.25 \text{ ton ha}^{-1}$). Since 2015/16, the variety Melkasalsa resulted in highest significance difference in its mean number of fruit cluster per plant among all tested varieties with the score of 23.33 which was three fold of its first year. Mean of marketable fruit number per plant was resulted in highest significance difference in variety Melkasalsa (54) which was four fold of its first year (13). Mean of marketable fruit yield in ton ha^{-1} was highly significant difference in variety Melkasalsa ($40.547 \text{ ton ha}^{-1}$) and about 22.83% yield advantage than the former year. The least marketable fruit yield ton ha^{-1} was recorded by the variety Bishola (6.6 ton ha^{-1}) and Metadel (8.66 ton ha^{-1}). Mean of marketable fruit yield in ton ha^{-1} over two years was highly significant difference in variety Melkasalsa ($36.78 \text{ ton ha}^{-1}$). As a result Melkasalsa was recommended for Jimma area and to be expanded through demonstrations.

Keywords: fruit number, fruit cluster, fruit yield, improved variety.

DOI: 10.7176/JNSR/9-20-04

Publication date: October 31st 2019

Introduction

Tomato (*Lycopersicon esculentum* Mill.) is one of the most widely grown vegetable crops in the world. It is a seasonal climbing plant of the family solanaceae which is grown as an annual and produced for its fruits. The crop has been grown between 700 and 2200 meter above sea level having 700 to over 1400 mm annual rain fall in different seasons, under different weather conditions at different levels of technology (Birhanu and Ketema, 2010). The plant requires a warm and dry climate. The optimum mean day temperature for growth of tomato lies between 21°C and 26°C and temperature above 32°C during fruit development inhibit the formation of red color. It prefers loamy sand to silty loam soils having good drainage is important with optimum pH range is from 5.5 to 7.0 (Birhanu and Ketema, 2010).

Tomato is the 3rd largest vegetable crop after potato and sweet potato and as a processing crop it ranks first among all vegetables (Agrisnet, 2010). Originally, it came from tropical area of Mexico, then to Peru (Maerere *et al.*, 2006; FAO, 2005). It spread throughout the world following the Spanish colonization of the Americas (Wikipedia, 2016). It is one of the most popular and important edible nutritious vegetable crops for fresh consumption as well as for processing in the world. It is widely cultivated in tropical, subtropical and temperate climates (FAO, 2006).

The leading tomato producing country is China. She is the biggest tomato producer in the world with annual production of 34.1 million tons (FAOSTAT, 2010). Next to china, United State of America, India, Egypt, Turkey, Iran, Mexico, Brazil and Indonesia are the leaders (FAO, 2006).

It is used as canned vegetable having multiple uses and supplies essential nutrients in human diets (Choudhury, 1979). It is popularly used for both commercial and home use purposes. The fresh produce is sliced and used as salad. The processed products like tomato paste, tomato juice, and tomato catch-up are also widely usable. It is used in preparing soups, sauces, stews, salads and other dishes, and used in large quantities as compared to other vegetables. It is used for healing wounds because of antibiotic properties found in ripe fruits and has good source of Vitamins like A, B and C (Baloch, 1994).

In Ethiopia, there is no exact information when tomato was first introduced; however, the crop is cultivated in different major growing areas of the country. The climatic and soil conditions of Ethiopia allows the cultivation of tomato which is largely in the eastern and central parts of the mid-to low-land areas of the country (Birhanu and Ketema, 2010). Whole and peel-tomato are produced in our country which is recognized as quality product for both local and export markets. As a result of this, it provides a route out of poverty for small scale producers who live in Ethiopia as well as in developing countries (Tewodros and Asfaw, 2013).

Ethiopia is the world's 84th largest producer of tomato (CSA, 2012; CSA, 2015). In Ethiopia, tomato ranks fourth in total production (5.45%) after Ethiopian cabbage, red pepper and green pepper from cultivated vegetable crops. It also takes a third rank in area coverage (4.49%) next to red pepper and Ethiopian cabbage from cultivated vegetable crops. Large scale production of tomato takes place in the upper awash valley under irrigated and rain-fed conditions whereas small scale production for fresh market is a common practice around Koka, Ziway, Wondo-Genet, Guder, Bako and many other areas (Lemma, 2002). The crop has high economic importance in Ethiopia. It is consumed in every household in different styles, but in certain areas, such as Walo, Hararge, Shawa, Jimma and Wallaga, it is also an important co-staple food (Ambecha *et al.*, 2012).

In Ethiopia from 2014/15 to 2015/16 production of two years, area of production increased from 5,011.62 hectare to 9,524.42 hectare which was 90.05% change in area of production. From these areas, there was change in production from 30,699.950 ton to 59,156.336 ton which was 92.69% change in production. In the same year, yield harvested per hectare was 6.126 ton to 6.211 ton per hectare which was least/no change 1.39% (CSA, 2016). Even though several tomato varieties had been released nationally and recommended by the Melkassa Agricultural Research Center for commercial production and small scale farming systems in Ethiopia, its national mean yield is 6.2 ton ha⁻¹ (CSA, 2016; Regassa *et al.*, 2016). This is by far below the world average 34.84 ton ha⁻¹ which is due to poor management practice in Ethiopia (Lemma, 2002). In addition to this, in jimma area, only few varieties were tested only for a season. This leads to variable and low yield below national average yields which is also due to limited access of improved commercial tomato varieties, adaptation and poor production management. Hence to fill this gaps, this experiment was conducted with objective of:

- ✓ To evaluate the adaptation of released tomato varieties in Jimma area, south west;
- ✓ To select the most high yielder and most preferred varieties by producers in Jimma area, south west;
- ✓ To generate and compile information for producers and different users of the crops.

Materials and Methods

Description of study area

The experiment was conducted at Jimma Agricultural Research Center which is located 366 km South West of Finfine (Addis Ababa). It is geographically located at latitude 7° 46' N and longitude 36° 47' E having an altitude of 1750 meter above sea level. The soil of the study area is Nitisol which is the dominant with a pH of 5.3 (Beyene, 2013). The area receives an average annual rainfall of 1622.43 mm and average maximum and minimum temperatures of 24.2°C and 11.9°C respectively and average maximum relative humidity of 67.43% (JARC AMG, 2018).

The 1st season experiment was established since November, 2014 to March, 2015. Throughout these season the highest rain fall was observed in December with 59mm and the least was observed in January with 8.30mm (Fig 1). The highest minimum temperature was observed in February 25.66°C and the least was observed in December with 10.47°C (Fig 1). The highest maximum monthly temperature was observed January with 26.16°C and the least was observed in month of February with 11.64°C (Fig 1). The highest relative humidity was observed in the month of December with 79.16% and the least is in the month of March with 67.48% (Fig 1). Throughout these five months of cropping season, 223.70 mm of total and 44.6mm average monthly rain fall was recorded (Fig 3); average maximum monthly temperature of (22.83°C), average minimum monthly temperature of (13.86°C) and average monthly RH of 73.87% was recorded (Fig 3). The Livelihood of the people is basically crop farming and animal rearing.

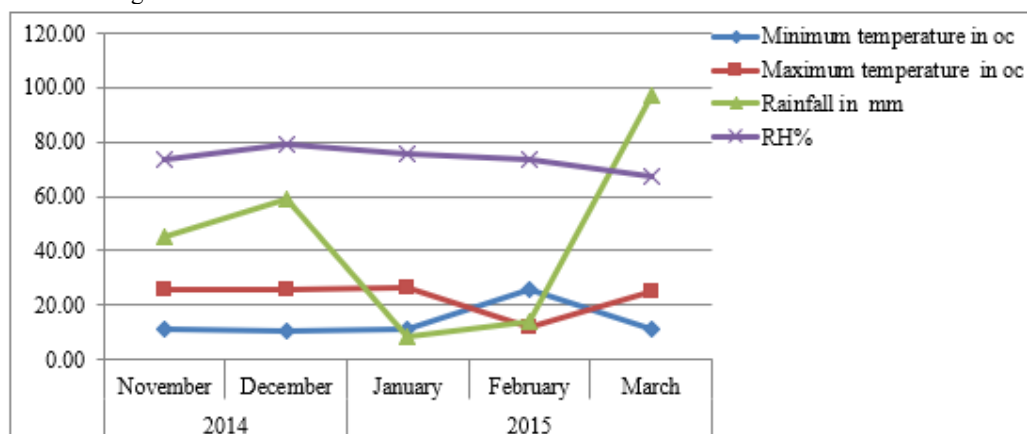


Fig 1. Distribution of monthly rain fall (mm), maximum temperature (°C), minimum temperature (°C) and RH (%) though out cropping season of 1st year experiment since November, 2014 to March, 2015.
 Source: (JARC AMG, 2018)

The 2nd season experiment was established since November, 2015 to March, 2016. Throughout these season the highest rain fall was observed in November (84.6mm) and the least was observed in January (34.7mm) (Fig 2). The highest minimum temperature was observed in March (11.02°C) and the least was observed in November (9.48°C) (Fig 2). The highest maximum temperature was observed February (27.5°C) and the least was observed in month of March (13.65°C) (Fig 2). The highest relative humidity was observed in the month of December (74.9%) and the least is in the month of February (42.48%) (Fig 2). Throughout these five months of 2nd year cropping season, 336.50 mm of total and 67.3mm average monthly rain fall was recorded (Fig 3); average maximum monthly temperature of (23.97°C), average monthly minimum temperature of (10.12°C) and average monthly RH of 65.92% was recorded (Fig 3).

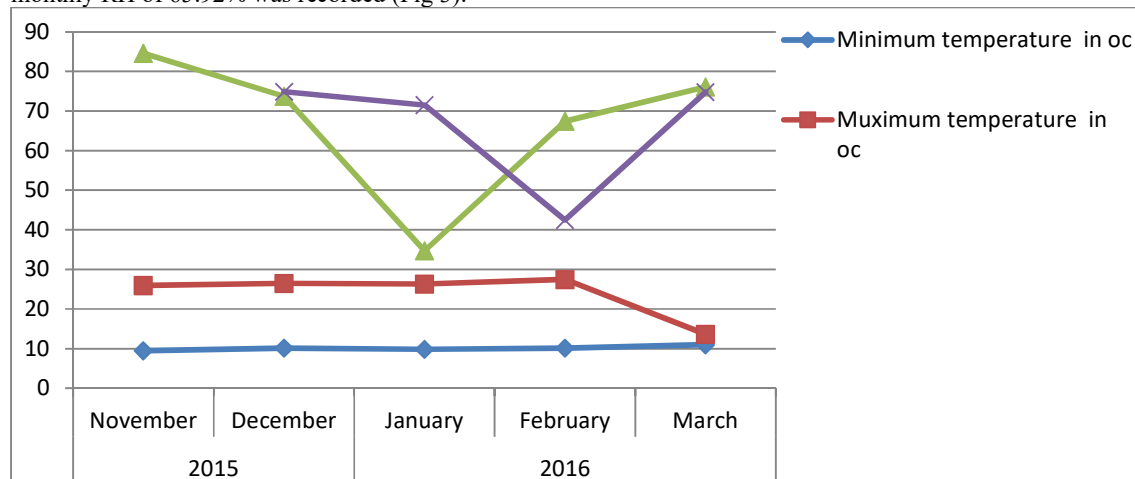


Fig 2. Distribution of monthly rain fall (mm), maximum temperature (°C), minimum temperature (°C) and RH(%) though out cropping season of 2nd year experiment since November, 2015 to March, 2016.
Source: (JARC AMG, 2018)

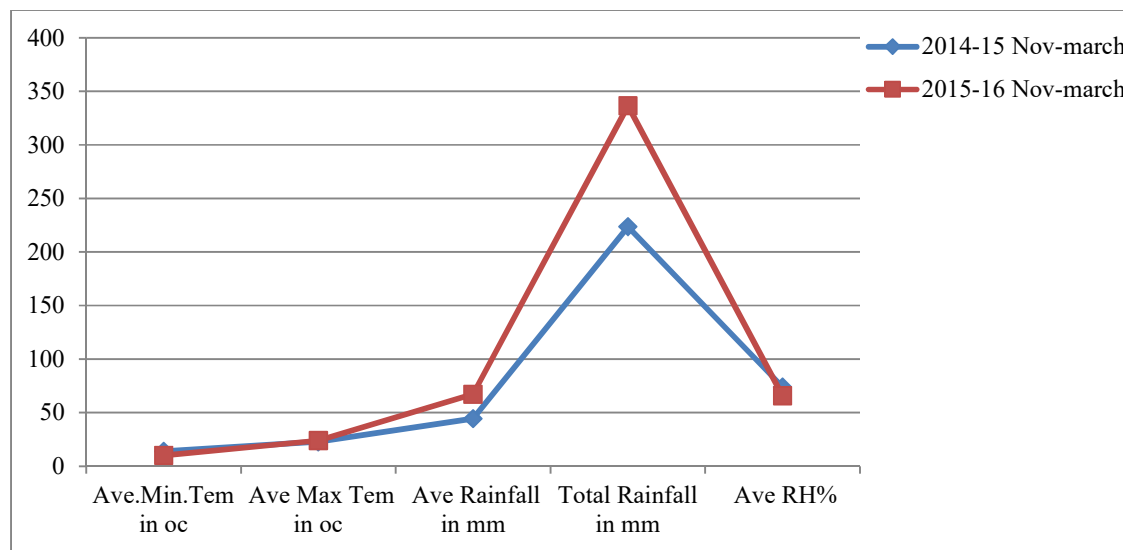


Fig 3. Distribution of Total rain fall (mm), average rain fall (mm), average maximum temperature (°C), average minimum temperature (°C) and average monthly RH(%) though out Cropping Season of 1st and 2nd year experiment since November, 2014 to March, 2015 and November, 2015 to March, 2016 respectively.
Source: (JARC AMG, 2018)

Experimental material

Nine tomato varieties were used in the experiment, five of which are determinate type (Bishola, Chali, Cochoro, Fetan, Eshete and Melkasalsa) while another four are semi-determinate type (Metadel, Miya, Melkashola and Arp tomato d2) and one local variety. The seeds of all the varieties were obtained from the germplasm collections

maintained at Melkassa Agricultural Research Center (MARC). The description of these varieties were presented in Table 1 below

Table 1.Planting materials

Varieties	Altitude	Growth habit	Unique character	Utilization	Maturity days	Research Yield (Q/ha)
Fetan	700-2000	Determinate	Early maturing and concen trated fruit yield	Fresh	78-80	454
Bishola	700-2000	Determinate	Large fruit size,Green shoul der fruit color before mature	Fresh	85-90	340
Arp tomato d2	700-2000	Semi-determinate	Large fruit size, Green shoul der fruit color before mature	Fresh	75 – 80	394
Eshete	700-2000	Semi-determinate	Medium fruit size, Slightly flatten fruit shape	Fresh	75-80	
Metadel	700-2000	Semi-determinate	Medium fruit size, Slightly flatten fruit shape	Fresh	75-80	345
Cochoro	700-2000	Semi-determinate	Round fruit shape,Green shou lder fruit color before mature	processing	75-90	350
Melkashola	700 -2000	Determinate	Globular fruit shape	Processing	100-120	430
Chali	700 -2000	Determinate	Round fruit shape	Processing	110-120	300
Miya	700-2000	Semi-determinate	High leaf coverage,Hard skin fruit and Plum fruit shape	Fresh	75 – 80	471
Melkasalsa	700-2000	Determinant	Small fruit size, Slightly cylindrical fruit shape	Processing	100-110	320
Local	700-200	Semi-determinate	Globular fruit shape	Fresh	95-100	400

Experimental Design and procedures.

The experimental field or plots were laid out in randomized complete block design (RCBD) with three replications. The seedlings were carefully transplanted after 6 weeks to the experimental plots (2.1 × 3 m dimensions area) which were designed to accommodate 44 plants per plot on four rows with the spacing of 70cm between rows and 30 cm between plants (Lemma, 2002). The spacing between each plot and adjacent blocks was 0.5m and 1m respectively.

The field experiment was conducted during dry condition with supplemental irrigation (December, 2013 to March, 2014). The experimental plots on which the seedling raised were prepared and managed for prevention of fungal disease by applications of chemicals at JARC horticultural site. About 10 gram of seeds for each treatments were sown on the well prepared raised seed bed of 1.3 m × 1.3 m size and raised 5 cm from the soil surface to provide good drainage for the removal of surplus cane watering. The seeds were sown in rows spaced 15cm apart and covered lightly with fine soil before watering. The beds were watered every day until the seeds germinated fully and twice a week afterwards. Seedlings were thinned until an intra-row spacing of 3 cm was achieved.

All recommended agronomic practices like weeding, cultivation; irrigation, fertilizer applications taking and disease management were carried out uniformly during the growing season for all plots. Similarly, pre-plant granular Di-ammonium Phosphate at a rate of 200 kg ha⁻¹ and Urea fertilizer at rate 100 kg ha⁻¹ were applied (Lemma, 2002). Experimental plots were irrigated every day for the first two weeks to secure uniform establishment and then at weekly interval. Disease was managed by application of recommended fungicides Mancozeb750 DF at a rate of 2.5 kg ha⁻¹ (185kg/100L) in seven days intervals at seedling to transplanting date and 28 days interval at vegetative to pre-flowering stage.

Data collected and statistical analysis

Data were collected on parameters like Number of fruit cluster per plant, fruits number per plant, marketable fruit weight (gram) per plant and marketable fruit yield (tonha⁻¹) (Lemma, 2002).

Number of fruit cluster per plant: the cluster of fruit on ten sample plant were counted and taken as average.

Marketable Fruit number per plant: The average number of marketable fruit per plant in successive harvest from ten sample plant.

Marketable Fruit weight per plant (kilogram): Calculated by dividing total marketable fruit weight per plot to total number of plants harvested per plot.

Marketable Fruit yield (ton ha⁻¹): Sum of marketable fruit weight per plot (sample plant) from successive

harvest (kg) was taken and converted to ton per hectare.

Analysis of variance for the collected data parameters was performed using SAS computer software version 9.2 (SAS, 2009) and the treatment mean comparison was done by Least significance difference (LSD) at 5%. Pearson's correlations among all the collected parameters were also evaluated.

Results and Discussions

The result of the experiment in the 1st revealed that, among the eleven varieties tested, there was a high significant variation between them ($P \leq 0.05$) in mean number of fruit cluster per plant, mean marketable fruit number per plant, fruit weight per plant and mean marketable fruit yield ton per hectare since 2014 to 2015 in Jimma area (Table 1). In mean number of fruit cluster per plant variety Eshete scored highest significance difference among all tested varieties with the score of 7.5. But it was statistical parity with the variety Metadel and Local with score of 6.7 and 6.6 respectively. The least was recorded in the variety Melkashola (4.1). This variety was statistically par with variety Chali (4.8) and ARPTd2 tomato (4.5).

In mean of marketable fruit number per plant, variety Bishola, Metadel and Melkasalsa scored highest significance difference among all tested varieties with the score of 14, 13.25 and 13 fruit number per plant respectively. But it was statistical parity with the variety Eshete with score of 12.83 mean marketable fruit number per plant. In consistency with this result, Yeshiwas *et al.* (2016) reported that, variety Moneymaker gave the highest number of fruits per plant (46.4) than any other tomato varieties the same ecology to this experiment. The least was recorded in the variety ARPTd2 tomato (7.33) which was statistically par with variety Melkashola (7.9) and Chali (8.58).

Mean of marketable fruit weight per plant was highly significant difference in variety Melkasalsa (0.69kg) and followed by Miya (0.59kg). The least marketable fruit weight per plant was recorded by the variety Bishola (0.12kg) and Bishola Eshete (0.20kg). This indicated that, fruit weight is varying with variety which is directly linked to yield. An agreement to this, Fruit weight is one of the important traits that were directly linked with yield (Jindal *et al.*, 2015).

Mean of marketable fruit yield in ton per hectare was highly significant difference in variety Melkasalsa (33.01 ton ha⁻¹) and followed by Miya (28.25 ton ha⁻¹). This highest marketable fruit was due to the integration of highest fruit number, fruit weight and number of fruit cluster recorded on the Melkasalsa variety. The genetic make-up of the variety also plays significant role on yield of these varieties. An agreement to this, Richardson (2013) reported that, variety 'Soraya' presenting the highest mean yields of marketable fruit yield.

The least marketable fruit weight per plant was recorded by the variety Bishola (5.87 ton ha⁻¹) and Eshete (9.84 ton ha⁻¹). The yield varied between 5.87 ton ha⁻¹ to 33.01 ton ha⁻¹. Similarly, variations in total fruit yield per hectare ranged from 53 to 71 ton ha⁻¹ were observed under open field growing conditions (Yeshiwas *et al.*, 2016). Also a varied yield was reported by indicating the potential yields of tomato ranged from 4.2 to 18.6 ton ha⁻¹ were observed for different tomato varieties evaluated (Richardson, 2013). In other way, mean marketable fruit yield of 11.61 to 22.95 ton ha⁻¹ was reported by Regassa *et al.* (2016).

Table 1. Mean number of fruit cluster per plant, mean marketable fruit number per plant, fruit weight per plant and mean marketable fruit yield ton per hectare since 2014 to 2015.

No	Variety	Mean number of fruit cluster per plant	Mean marketable fruit number per plant	Mean marketable fruit weight in kg per plant	Mean marketable yield ton per hectare
1	Cochoro	6.00 ^{bcd}	9.33 ^{de}	0.41 ^e	19.52 ^e
2	ARP tomato d2	4.50 ^{ef}	7.33 ^f	0.52 ^c	24.76 ^e
3	Eshete	7.58 ^a	12.83 ^{ab}	0.20 ⁱ	9.84 ⁱ
4	Chali	4.83 ^{ef}	8.58 ^{ef}	0.29 ^g	14.13 ^g
5	Miya	5.50 ^{cde}	10.75 ^{cd}	0.59 ^b	28.25 ^b
6	Melkasalsa	6.50 ^{bc}	13.00 ^a	0.69 ^a	33.01 ^a
7	Fetan	5.41 ^{de}	11.25 ^{bc}	0.45 ^d	21.59 ^d
8	Metadel	6.75 ^{ab}	13.25 ^a	0.35 ^f	16.67 ^f
9	Local	6.66 ^{ab}	10.91 ^{cd}	0.25 ^h	12.22 ^h
10	Bishola	6.50 ^{bc}	14.00 ^a	0.12 ^j	5.87 ^j
11	Melkashola	4.16 ^f	7.91 ^{ef}	0.25 ^h	12.22 ^h
	Mean	5.85	10.83	0.37	18.00
	CV	10.68	8.82	2.76	2.76
	LSD(0.05)	1.06	1.62	0.017	0.84

* Means followed by the same letter in same column are not significantly different from each other.

* Cv = coefficient of variations.

* LSD (0.05) = Least significant difference at 5%.

The same trials were conducted in the second year. Result revealed that, there was a high significant variation

among the varieties evaluated ($P \leq 0.05$) in mean number of fruit cluster per plant, mean marketable fruit number per plant, marketable fruit weight per plant and mean marketable fruit yield ton per hectare in the second year since 2015 to 2016 in Jimma area (Table 2).

In second year, the variety Melkasalsa resulted in highest significance difference in its mean number of fruit cluster per plant among all tested varieties with the score of 23.33. By this result, as compared to its first year result, it was about three fold. The least was recorded in the variety Bishola (6.13) with statistically par with Metadel (7.6), Melkashola (9.06) and Eshete (9.2). These varieties were all most same to the first year result when they compared.

Mean of marketable fruit number per plant was resulted in highest significance difference, variety Melkasalsa among tested varieties with the score of 54 marketable fruit number per plant. With this result, it was four fold to the first year result which was 13 marketable fruit number per plant. An agreement to this result, the variety "Soraya" scored the largest number of marketable fruit per plant (Richardson, 2013). In similar manner, variety Martha Washington scored greater marketable fruit number (110,183 fruit/acre) over season tested when compared to any of the heirloom varieties (Shubin *et al.*, 2013). The least was recorded in the variety Bishola (12.06) and Metadel (16.13) and they are almost same when compared to the first year result.

Mean of marketable fruit weight per plant was highly significant difference in variety Melkasalsa (0.852kg) and followed by local (0.749Kg). During the second year, Melkasalsa variety scored 23.47% mean of marketable fruit weight per plant than the first year evaluation. This was may be due to the optimum temperature range and sufficient rain fall that facilitate the rate of photosynthesis which is linked with production of assimilates and transport from source sinks. An agreement to this result, fruit weights per plant was 2.1 kg per plant for 'Soraya' which was the highest marketable fruit weights per plant among the varieties evaluated (Richardson, 2013). The least marketable fruit weight per plant was recorded by the variety Bishola (0.139Kg) and Metadel (0.182kg). In consistency with this result, 0.6 kg per plant for variety 'Yellow Jubilee' was reported as the least result (Richardson, 2013).

Mean of marketable fruit yield in ton per hectare was highly significant difference in variety Melkasalsa (40.547 ton ha⁻¹) and followed by local (35.657 ton ha⁻¹). It was also about 22.83% yield advantage than its first year evaluation. This highest marketable fruit yield was due to the integration of highest fruit number, fruit weight and number of fruit cluster recorded on this variety. The genetic make-up of the variety also plays significant role on yield of these varieties. This statement agrees to the association of characters like fruit yield per plant, number of fruits per plant, numbers of fruit clusters per plant and shape index are the most important fruit yield components which contributes more to highest fruit yield per hectare (Chernet and Zibelo, 2014). In line this experiment yield result, the highest marketable yield was obtained by Melkasalsa (Chernet and Zibelo, 2014). In the same manner, Regassa *et al.* (2016) reported that, marketable fruit yield was positively correlated with fruit number per plant and single fruit weight which indicates that, varieties with higher fruit number per plant and single fruit weight gives high marketable fruit yield. In line with this research result, the variety Martha Washington scored greater marketable yield (44,092 lbs /acre) and Pruden's Purple variety had higher marketable yield (28,024 lbs/acre) than all other heirloom varieties (Shubin *et al.*, 2013). Inversely to Jimma area, the maximum fruit yields per hectare were obtained from Melkashola and Bishola in Erer valley of Babile (Benti *et al.*, 2017). Also Lemma (2002) reported that, a variation in mean marketable fruit yield range between 7.21 to 48.80 ton ha⁻¹. Adelana (1978) also reported that, about 20 tons per hectare of tomato yield in temperate region. The least marketable fruit yield ton per hectare was recorded by the variety Bishola (6.6 ton ha⁻¹) and Metadel (8.66 ton ha⁻¹). In line to this, the least yield was recorded by Bishola (Chernet and Zibelo, 2014). An agreement with this, the minimum yield was obtained from Chali, Fetan and 'Babile local in Erer valley of Babile (Benti *et al.*, 2017). In the same way, tomato variety DT97/215A gave the least values (Olaniyi *et al.*, 2010).

In other way temperature has a pronounced effect in the flowering of tomato plants. The highest maximum temperature observed since 2nd year experiment was in the month of February (27.5°C) which is the optimum temperature for flower production. These flowers production resulted in highest fruit set which resulted in highest marketable yield mainly in Melkasalsa variety which produced the highest fruit cluster per plant, marketable fruit number per plant and marketable fruit weight per plant. This temperature also the optimum temperature which facilitate the rate photosynthesis and the assimilates from sources to sinks in the tomato plant. An agreement to this, Adams *et al.* (2001) reported that, Temperature significantly affects the partitioning of assimilates between the vegetative and generative parts. The average maximum monthly temperature observed since 2nd year trials was 23.97°C. In line with Araki *et al.* (2000) reported that, the optimum temperature for tomato production is 21 °C to 25 °C with an average monthly minimum temperature >18°C and a monthly maximum temperature of 27°C. Effects of temperature were more pronounced at flowering stage compared to pre-flowering stage. In line to this, Islam (2011) stated that, photosynthetic rate, number of fruits, individual fruit weight and fruit yield/plant significantly decreased with the temperature (32°C) at pre-flowering and flowering stages.

Throughout the five months of 2nd year cropping season trials, 336.50 mm of total and 67.3mm average monthly rain fall was recorded (Fig 3). This amount of rain fall is important for efficient moisture supply and for

the reduction of some insect pest which may affect the fruit yields of tomato. The observed average monthly RH of 65.92% optimal which hinder the occurrences of fungal pathogens that may affect the marketable fruit yield of tomato (Fig 3).

Table 2. Mean number of fruit cluster per plant, mean marketable fruit number per plant, fruit weight per plant and mean marketable fruit yield ton per hectare since 2015 to 2016.

No	Variety	No of fruit cluster per plant	No of fruit per plant	Fruit weight in Kg per plant	Tomato Yield ton per hectare
1	Chali	11.333 ^{cd}	26.133 ^{cde}	0.375 ^{ef}	17.857 ^{ef}
2	Eshete	9.200 ^{def}	25.333 ^{de}	0.448 ^{de}	21.32 ^{de}
3	Melkasalsa	23.333 ^a	54.200 ^a	0.852 ^a	40.547 ^a
4	Melkashola	9.067 ^{def}	28.267 ^{cd}	0.148 ^g	7.047 ^g
5	Miya	10.000 ^{cde}	28.333 ^{cd}	0.345 ^f	16.453 ^f
6	Bishola	6.133 ^f	12.060 ^f	0.139 ^g	6.600 ^g
7	Fetan	11.200 ^{cd}	23.000 ^e	0.488 ^d	23.230 ^d
8	Metadel	7.600 ^{ef}	16.133 ^f	0.182 ^g	8.660 ^g
9	ARP tomato d2	10.733 ^{cde}	25.467 ^{de}	0.461 ^{de}	21.933 ^{de}
10	Cochoro	12.533 ^c	30.133 ^c	0.600 ^c	28.587 ^c
11	Local	18.067 ^b	46.867 ^b	0.749 ^b	35.657 ^b
	Mean	11.745	28.721	0.435	20.717
	CV	15.774	9.345	12.942	12.939
	LSD(0.05)	3.155	4.576	0.096	4.5656

* Means followed by the same letter in same column are not significantly different from each other.

* Cv = coefficient of variations.

* LSD (0.05) = Least significant difference at 5%.

Mean of marketable fruit yield in ton per hectare Over two years revealed that, there was a high significant variation among the varieties evaluated ($P \leq 0.05$) (Table 3). Mean of marketable fruit yield in ton per hectare over two years was highly significant difference in variety Melkasalsa (36.78 ton ha⁻¹) and followed by Cochoro, Local, ARPTd2 tomato, Miya and Fetan with yield of 24.05, 23.94, 23.34, 22.35 and 22.41 ton ha⁻¹ respectively. Even though the local variety yield was statistically par with latter varieties (follower of Melkasalsa), it has unattractive color, less tasty and contain more amount of seeds rather than fleshy which makes unique. The highest marketable fruit yield in ton per hectare was due to the integration of highest fruit number, fruit weight and number of fruit cluster recorded on each plant variety. The genetic make-up of these varieties also plays significant role on yield of the varieties. In line with this, Regassa *et al.* (2016) reported that, there was a variation among the varieties. Varietal difference was obvious that, the variety UC82B produce more total fruit yield ha⁻¹ than Roma VF where it had 10.6% higher on the average (Isah *et al.*, 2014). In same way, Olaniyi *et al.* (2010) reported that, the highest fruit yield values were recorded from UC82B and closely followed by Ibadan and Ogbomoso Local with better growth, marketable and good quality fruit yield performance under hazardous climatic condition Oyo state of Nigeria. In similar way, Variety Miya gave higher marketable fruit yield and higher average of single marketable fruit weight than other varieties in Borena areas (Regassa *et al.*, 2016).

The least marketable fruit yield ton per hectare was recorded by the variety Bishola (6.233 ton ha⁻¹) and followed by Melkashola (9.63 ton ha⁻¹). In line with this result, the least mean marketable fruit yield was obtained from the variety Fetan in Borena areas (Regassa *et al.*, 2016). In similar manner, the maximum fruit yield per hectare were obtained from Melkashola, Bishola while the minimum were from Chali, Fetan and 'Babile local (Benti *et al.*, 2017).

The varietal differences in growth and yield might be attributed to the differences in ecological distribution of the tomato varieties. An agreement to this, the hybrid tomato varieties are more suitable to Debreziet and Koka area which is relatively low temperature and high altitude areas (Binalfew *et al.*, 2016). The low response of tomato at Melkassa might be due to high temperature of the area and low fertility of the soil (Binalfew *et al.*, 2016). Besides the differences of ecology, due to the genetic make-up; the low marketable yield obtained for some tomato varieties used might be due to none development of flowers into fruits as about 50% of the flowers developed into fruits. In line to this, Adelana (1975) reported that, only 50% of the flowers developed into fruits. As a result of ecological conditions the fruit yield of tomato may be affected. An agreement to this, poor fruit set in tomato may be as a result of high temperatures that are not conducive for good fruit set (Simon and Sobulo, 1974; Olaniyi, 2007).

Table 3. Mean of marketable fruit yield ton per hectare over two (2) years (2014 to 2016).

No	Variety	Mean yield of two years in ton ha ⁻¹
1	Cochoro	24.050 ^b
2	ARP tomatod2	23.347 ^b
3	Eshete	15.580 ^c
4	Chali	15.993 ^c
5	Miya	22.353 ^b
6	Melkasalsa	36.780 ^a
7	Fetan	22.410 ^b
8	Metadel	12.663 ^d
9	Local	23.940 ^b
10	Bishola	6.233 ^f
11	Melkashola	9.630 ^e
Mean		19.36
CV		6.94
LSD(0.05)		2.29

* Means followed by the same letter in same column are not significantly different from each other.

* Cv = coefficient of variations.

* LSD (0.05) = Least significant difference at 5%.

Summary and conclusions

Tomato (*Lycopersicon esculentum* Mill.) is one of the most widely grown vegetable crops in the world. In Ethiopia, tomato ranks fourth in total production after Ethiopian cabbage, red pepper and green pepper from cultivated vegetable crops. The crop has high economic importance in Ethiopia. It is consumed in every household in different styles, but in certain areas. Its area of production and yield were increased which is about 90.05% and 92.69% respectively. Several tomato varieties had been released by the Melkassa Agricultural Research Center for commercial production and small scale farming systems in Ethiopia.

For adaptation, an experiment was conducted for two consecutive years 2014/15 and 2015/16 in jimma area using ten improved and one farmer's local tomato varieties in randomized complete block design (RCBD) with three replications. Result of 1st year trial revealed that, there were high significant variations in mean of variables among the varieties. Mean of marketable fruit yield in ton per hectare was highly significant difference in variety Melkasalsa (33.01 ton ha⁻¹) and followed by Miya (28.25 ton ha⁻¹). The same trial was conducted in the 2nd year. Result revealed that, there were also a high significant variations among the varieties evaluated in mean of variables recorded. Accordingly Melkasalsa resulted in highest significance difference in its mean of marketable fruit yield in ton per hectare (40.547 ton ha⁻¹) and followed by local (35.657 ton ha⁻¹). It was also about 22.83% yield advantage than its first year evaluation. Mean of marketable fruit yield over two years revealed that, there was a high significant variation among the varieties evaluated. Accordingly, mean of marketable fruit yield in ton per hectare over two years was highly significant difference in variety Melkasalsa (36.78 ton ha⁻¹) and followed by Cochoro (24.05 ton ha⁻¹). The least was recorded by the variety Bishola (6.6 ton ha⁻¹) and Metadel (8.66 ton ha⁻¹). The highest marketable fruit yield was due to the integration of highest fruit number, fruit weight and number of fruit cluster recorded on this variety. The genetic make-up of the variety also plays significant role on yield of these varieties. In other way temperature has a pronounced effect in the flowering of tomato plants. The highest maximum temperature observed since 2nd year (27.5°C) which is the optimum temperature for flower production which resulted in highest yield. Over all Melkasalsa and Cochoro were recommended as 1st and 2nd respectively in jimma area and similar conditions due to qualified in all evaluated variables

Abbreviations used

JARC	Jimma Agricultural research center
FAO	Food and Agricultural Organization
CSA	Central Statics Authority

Acknowledgements

I feel great pleasure to place on record my deep sense of appreciation and heartfelt thanks to my staff members' from initial stage of trials to completion of the write-up of the this article. I express my sincere thanks to all Horticultural crops process team MARC for their assistance in providing seed source and team work. I would like to extend my sincere gratitude to EIAR for providing us with financial support of the experiment. Finally, Thanks to God for every events in my life!

Reference

Abdelmageed, A.H., Gruda, N. and Geyer, B., 2003, October. Effect of high temperature and heat shock on tomato

- (*Lycopersicon esculentum* Mill.) genotypes under controlled conditions. In Conference on International Agricultural Research for Development ,Vol. 34,(10), pp: 1064-1076.
- Adams, S.R., Cockshull, K.E. and Cave, C.R.J., 2001. Effect of temperature on the growth and development of tomato fruits. *Annals of Botany*, 88(5), pp: 869-877.
- Adelana, B.O.,1978. Effect of flower removal on the tomato. *India J.Hortic.*,Vol. 35(1), pp: 28-34.
- Agrisnet, 2010. Tomato. Department of Agriculture, Sikkim, India.
- Gemechis, A.O., Struik, P.C. and Emanu, B., 2012. Tomato production in Ethiopia: constraints and opportunities. Tropentag 2012, International Research on Food Security, Natural Resource Management and Rural Development. Resilience of Agricultural Systems against Crises: Book of Abstracts, p.373.
- Araki, T., Kitano, M. and Eguchi, H.,2000. "Dynamics of fruit growth and photoassimilate translocation in tomato plant (*Lycopersicon esculentum*. Mill.) under controlled environment." In International Conference and British-Israeli Workshop on Greenhouse Techniques towards the 3rd Millennium 534, pp. 85-92.
- Baloch,F.A.,1994.Vegetable crops. In: Horticulture National Book Foundation, Islamabad,pp: 500-508.
- Benti,G., Degefa, G., Biri, A. and Tadesse, F., 2017. Performance Evaluation of Tomato (*Lycopersicon esculentum* Mill.) Varieties Under Supplemental Irrigation at Erer Valley, Babile District, Ethiopia. *Journal of Plant Sciences*,Vol. 5(1):1-5.
- Beyene, T.M., 2013. Morpho-agronomical characterization of taro(*Colocasia esculenta*) accessions in Ethiopia. *Plant science publishing group*, 1(1):1-9.
- Binalfew,T ., Alemu,Y., Geleto,J., Wendimu,G. and Hinsermu,M.,2016. Performance of Introduced Hybrid Tomato (*Solanum lycopersicum* Mill.) Cultivars in the Rift Valley, Ethiopia. *Int. J. of Research in Agriculture and Forestry*,Vol.3 (10):25-28.
- Birhanu, K. and Tilahun, K., 2010. Fruit yield and quality of drip-irrigated tomato under deficit irrigation. *African J. Food, Agr, Nut and Development*, Vol.10(2):2139-2151.
- Chernet, S. and Zibelo, H., 2014. Evaluation of tomato varieties for fruit yield and yield components in western lowland of Tigray, Northern Ethiopia. *Int. J. Agric. Res.*,Vol. 9, pp.259-264 , ISSN 1816-4897 / DOI: 10.39231
- Choudhury. B., 1979. Vegetables 6th Revised Edn. The Director, National Book Trust, New Delhi, India, 46p.
- CSA , 2012. Report of Federal democratic Republic of Ethiopia, Statistical Report on Socio Economic Characteristics of the Population in Agricultural Households, Land Use, Area and Production of Crops. Addis Ababa, Ethiopia.
- CSA, 2015. The Federal Democratic Republic of Ethiopia, Central Statistical Agency, Agricultural Sample Survey, 2015, Volume I, Report on Area and Production of Crops, (Private Peasant Holdings, Meher Season), Addis Ababa, Ethiopia.
- CSA, 2016. The Federal Democratic Republic of Ethiopia, Central Statistical Agency, Agricultural Sample Survey, 2016, Volume I, Report on Area and Production of Crops, (Private Peasant Holdings, Meher Season), Addis Ababa, Ethiopia.
- FAO, 2005. FAOSTAT, Available at <http://faostat.fao.org>.
- FAO, 2006. FAO Production Year Book. Basic Data Unit, Statistics Division, FAO, Rome, Italy, No. 55, pp :125-127.
- FAO, 2009. Statistical Bulletin, Rome, No. 150, pp 1-2.
- FAOSTAT, 2012. Statistical database of the food and agriculture organization of the United Nations.Food and Agriculture Organization (FAO),Rome,Italy. <http://faostat.fao.org/>.
- Isah, A.S., Amans, E.B., Odion, E.C. and Yusuf, A.A.,2014.Growth Rate and Yield of Two Tomato Varieties (*Lycopersicon esculentum* Mill) under Green Manure and NPK Fertilizer Rate Samaru Northern Guinea Savanna. *International Journal of Agronomy*, ID 932759, <http://dx.doi.org/10.1155/2014/932759>.
- Islam,M.T., 2011. Effect of temperature on photosynthesis, yield attributes and yield of tomato genotypes. *Int. J. Expt. Agric.* 2(1):8-11
- JARC AMG, 2018.Jimma agricultural research center agro metrological and geo-special data record.
- Jindal, S.K., Dhaliwal, M.S. and Chawla, N., 2015. Comparative performance of different tomato hybrids under naturally ventilated polyhouse.*Int. Jour. of Hort.iculture*, Vol.5(14), Pp :1-12
- Lemma, D .2002. Research experience and production prospects. Ethiopian Agricultural Research Organization (EARO), Addis Ababa, Ethiopia, pp: 20-28.
- Maerere, A.P., Sibuga, K.P., Mwajombe, K.K., Kovach, J. and Erbaugh, M., 2006. Baseline survey report of tomato production in Mvomero district-Morogoro region, Tanzania. Sokoine University of Agriculture Faculty of Agriculture, Morogoro, pp.1-31.
- MARD, 2016. Plant and Animal Quarantine Regulatory, Ethiopian Ministry of Agriculture. Variety Release Booklet.,Addis Ababa, Ethiopia
- Olaniyi, J. O., Akanbi, W.B., Adejumo, T. A. and Akande O. G., 2010. Growth, fruit yield and nutritional quality of tomato varieties, *Afr. Jour. F. Sc.*, Vol. 4(6):398 - 402,

- Olaniyi, J.O., 2007. Evaluation of Yield and Quality Performance of Grain Amaranth Varieties in the South western Nigeria. *Res. J. Agron.*, Vol. 1(2): 42-45.
- Regassa, D., Tigre, W. and Shiferaw, A., 2016. Tomato (*Lycopersicon esculentum* Mill.) varieties evaluation in Borana zone, Yabello district, southern Ethiopia. *Journal of Plant Breeding and Crop Science*, Vol. 8(10):206-210.
- Richardson, K.V.A., 2013. Evaluation of five staked tomato (*Lycopersicon esculentum* Mill.) Varieties for quality and yield. Gladstone road agricultural center crop research report no. 16
- Shubin, K. S., Dan, E., Maria, R., Valerie, C., Scott, M., Hans, S., Larry, S. and Dennis, N., 2013. Evaluation of Organic Heirloom Tomato Varieties. Midwest Vegetable Trial Report.
- Simon J.H., Sobulo, R.A., 1974. Methods for higher tomato yield in Western State of Nigerian. Paper presented at Institute of Agric. research Conference. Ibadan, Nigeria.
- Tewodros, M. and Asfaw, K., 2013. Promotion and evaluation of improved technologies through participatory approach in South Ethiopia: Experience from hot pepper. *Unique Research Journal of Agricultural Sciences*, Vol.1(4):057-062.
- Wikipedia, 2016. The free encyclopedia, Available at <http://en.wikipedia.org>, accessed on 8 July, 2019.
- Yeshiwas, Y., Belew, D. and Tolessa, K., 2016. Tomato (*Solanum lycopersicum* L.) Yield and fruit quality attributes as affected by varieties and growth conditions. *World J Agric Sci.*, 12(6):404-408.