

Int. J. Aquat. Biol. (2018) 6(6): 307-313
 ISSN: 2322-5270; P-ISSN: 2383-0956
 Journal homepage: www.ij-aquaticbiology.com
 © 2018 Iranian Society of Ichthyology

Original Article

Growth and condition factor of *Capoeta damascina* in the Azad dam Lake and the Komasi River in Kurdistan Province, Iran

Hasan Fazli^{*1}, Gholamreza Daryanabard¹, Medi Naderi Jelodar¹, Rahman Mirzaei², Hamid Hosseinpour²

¹Caspian Sea Ecology Research Center (CSERC), Iranian Fisheries Science Research Institute (IFSRI), Agricultural Research, Education and Extension Organization (AREEO), Sari, Mazandaran, Iran.

²Department of Fisheries, Jihad-Agriculture of Kurdistan Organization, Sanadaj, Kurdestan, Iran.

Abstract: The objective of the present study was to estimate the population parameters, including length-weight relationship (LWR), condition factor (KF), relative condition factor (K_n), age, growth, and mortality of *Capoeta damascina* in the Azad Dam and Komasi River in the Kurdistan Province, Iran. Total length and weight were 51-350 (180.6±68.63) mm and W: 2.5-465 (93.3±110.89) g in the river and 120-260 (191.5±30.76) mm and 14.7-216 (75.9±39.89) g in the dam Lake and river, respectively. The length-weight regression was $W=0.0122 \times FL^{2.9338}$. The sex ratio (M:F) was 1:0.47, for adult *C. damascina* which differed significantly from the expected 1:1 ($P<0.001$). The von Bertalanffy growth parameters were estimated as $L_\infty = 373.3$ mm, $K = 0.17$ yr⁻¹ and $t_0 = -0.58$ yr. The instantaneous coefficient of natural mortality was estimated as 0.36 yr⁻¹. The average KF values were 1.13±0.14 and 0.98±0.18, and K_n were 1.11±0.12 and 0.98±0.18, in the river and the lake, respectively. In conclusion, *C. damascina* showed an isometric growth pattern, which the rapid growth is occurred during the two first years of life. The K_n showed that the fish were at suitable welfare conditions in the Azad Dam.

Article history:

Received 1 July 2018

Accepted 8 December 2018

Available online 25 December 2018

Keywords:

Growth parameters

Length-weight relationship

Condition factor

Population

Introduction

The freshwater Mesopotamian barb, *Capoeta damascina*, is a cyprinid species native to Asia, with a wide distribution. It is known as siahmahi and sardeh, which is mainly caught for consumption and sports fishing (Froese and Pauly, 2017; Asadollah et al., 2017; Esmaeili et al., 2016, 2018). Knowledge of length-weight relationship (LWR), length-length relationship, condition factor (KF), growth and recruitment are important tools for the adequate management of fish species (King, 2007). The LWR parameters are important in fish biology providing information on the stock condition, condition indices and several aspects of fish population dynamics (Bagenal and Tesch, 1978; Gonçalves et al., 1997; Zamani Faradonbeh et al., 2015). Also, these relationships are used in the conversion of fish length and body weight to provide some measure of biomass (Froese, 1998), to estimate the condition,

reproduction, life cycle and general health of the fish species (Pauly, 1983). The KF is used to compare the condition, fatness or well-being of the fish (Bagenal and Tesch, 1978). The relative condition factor (K_n) is influenced by many environmental and biological factors (Le Cren, 1951). KF measures the deviation from a hypothetical ideal fish but K_n measures the deviation from the average weight or length of fish (Anderson and Neumann, 1996). The determination of fish growth is fundamental for population modeling, stock assessments and managing exploited species (Gulland, 1988).

Despite the wide distribution of *C. damascina* in Iran, knowledge on the life history parameters of this species is limited. Previous studies on the life history parameters of *C. damascina* in Iranian inland waters were limited to distribution (Keivany et al., 2016), age and growth (Asadollah and Soofiani, 2008; Bahrami Kamangar et al., 2015; Asadollah et al., 2017).

*Corresponding author: Hasan Fazli
 E-mail address: hn_fazli@yahoo.com

Therefore, the aim of the present study was to estimate the population parameters, including LWR, KF, K_n , age, growth and mortality of *C. damascina* in the Azad Dam and the Komasi River in the Kurdistan Province Iran.

Materials and Methods

The study was performed at the Azad Dam and the Komasi River located on 75 km west of the city Sanandaj, at an altitude of about 1400 m above sea level (Fig. 1). Azad Dam is an earthen dam with a clay core. The crest length and maximum height of the dam are 595 and 117 m, respectively. The total capacity of the dam is 300 million m^3 . Samplings were carried out on August to November 2015 and February-May 2016. Three sampling sites were selected along the dam using multi-mesh gill net (20 m length and 4 m height, with 14, 18, 22, 26, 30, 33 and 40 mm mesh sizes) and electrofishing in the Komasi River.

A total of 130 specimens of *C. damascina* were collected. The fork length (FL), standard length (SL) and total length (TL) were measured to the nearest 1 mm and total weight to the nearest 0.1 g (for overall individuals). Sex was determined by visual inspection. Scales were collected from the middle of the body behind the pectoral fins above the lateral line and preserved in the envelopes for future treatment in the laboratory. The scales were washed in petri dishes with tap water. The organic layers were removed by rubbing and washing the scales between the fingers in tap water. Then, the age of fish was determined by counting the number of annuli on the scales.

The length-weight relationship was derived by applying an exponential regression as the following equation:

$$W = aFL^b$$

Where W is the total weight (g), FL = the fork length (mm), and a and b are parameters to be estimated (Ricker, 1975). Parameters estimation was conducted by least squares linear regression on log-log transformed data:

$$\ln(W) = \ln(a) + b \times \ln(FL).$$

T-test was used to investigate for the departure from isometry ($b = 3$) based on Pauly (1984):

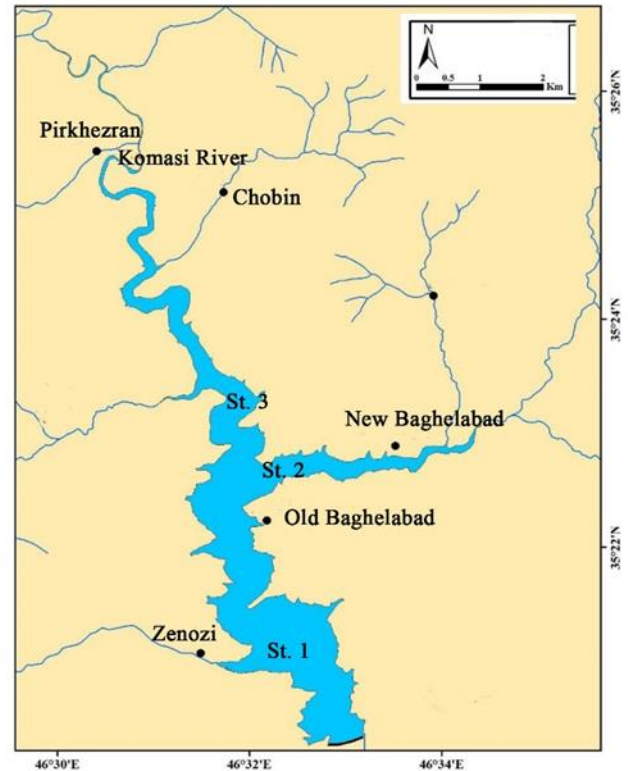


Figure 1. Map of Azad Dam located at northwest of Iran with sampling stations (St.).

$$t = \frac{s.d.\ln(FL)}{s.d.\ln(W)} \times \frac{|b - 3|}{\sqrt{1 - r^2}} \times \sqrt{n - 2}$$

Where s.d.ln (FL) and s.d.ln (W) are standard deviations natural logarithm of the fork length (cm) and weight, respectively, and a and b are parameters and r^2 is regression coefficient between length and weight and n is sample size. The condition factor (KF) was calculated as the following equation (Froese, 2006):

$$KF = \frac{W}{TL^3} \times 100$$

Where W (g) is weight and TL (cm) is the total length. The relative condition factor (K_n) that compensates the changes in form or condition factor with an increase in length was calculated using the following equation (Froese, 2006):

$$K_n = \frac{W}{aTL^b}$$

Where W is weight (g), TL is total length (mm), a and b are respectively the exponential form of the intercept and slope, of the logarithmic length-weight equation. The Pearson correlation coefficient was calculated to investigate the relationship of K_n and K

Table 1. Descriptive statistics of weight, total length, condition factor (KF) and Relative condition factor (Kn) of *Capoeta damascina* in Azad Dam.

Parameter	Place	N	Mean	SD	Min	Max	t-test
Weight, g	River	40	93.3	110.89	2.5	465.0	t=0.96
	Lake	90	75.9	39.89	14.7	216.0	P>0.34
	Total	130	81.3	69.86	2.5	465.0	
Total length, mm	River	40	180.6	68.63	51	350	t=0.97
	Lake	90	191.5	30.76	120	260	P>0.35
	Total	130	188.2	45.85	51	350	
KF	River	40	1.13	0.14	0.95	1.88	t=4.9
	Lake	90	0.98	0.18	0.59	1.61	P<0.001
	Total	130	1.03	0.18	0.59	1.88	
K _n	River	40	1.11	0.12	1.0	1.7	t=5.0
	Lake	90	0.98	0.18	0.6	1.6	P<0.001
	Total	130	1.02	0.18	0.6	1.7	

length. The von Bertalanffy growth curve (von Bertalanffy, 1938) was fitted to the observed lengths at age for the resulting age-length key using a non-linear estimation method as following:

$$L_t = L_\infty (1 - e^{-K(t-t_0)})$$

Where L_t is the total length at age t , L_∞ is the theoretical maximum length, K is a growth coefficient and t_0 is the hypothetical age for $L_t=0$. The parameter φ' , the growth performance index, was calculated as (Pauly, 1983):

$$\varphi' = \log K + 2 \log L_\infty$$

Where K is the growth coefficient and L_∞ is the theoretical maximum length (cm). The instantaneous coefficient of natural mortality was estimated using the methods in Pauly model (Pauly, 1980) with von Bertalanffy growth parameters.

$$\ln(M) = -0.0152 - 0.279 \ln(L_\infty) + 0.6543 \ln(K) + 0.463 \ln(T)$$

Where M is the instantaneous coefficient of natural mortality, K is the growth coefficient and T is the mean annual habitat temperature, $T=12.0^\circ\text{C}$. The comparison between the average values for sexes was carried out by t-test and for seasons by analysis of variance (ANOVA). Differences in sex ratios from the expected 1:1 were analyzed by chi-square tests (Zar, 2010).

Results

A total number of 130 specimens were caught in this

study, with 90 specimens caught by gillnet in Azad Lake and 40 specimens caught by electrofishing in the Komasi River. The TL and W of *C. damascina* ranged from 51 to 350 mm and 2.5 to 465.0 g and averaged (\pm SD) 188.2 (\pm 45.85) mm and 81.3 (\pm 69.86) g, respectively (Table 1). Total length ranges 51-350 and 120-260 mm in the river and lake, respectively. The length group of 181-190 mm was prevailing and formed 14.2%, followed by the length group of 171-180, comprising 12.6% of the total catch (Fig. 2). The mean TL and W were 180.6 ± 68.63 mm, 93.3 ± 110.89 g in the river and 191.5 ± 30.76 mm and 75.9 ± 39.89 g in the lake, respectively. No significant differences were found in the parameters between the river and lake samples (t-test; $P>0.05$; Table 1).

Length-length relationships and the coefficient of determination r^2 are given in Table 2. The length-length relationships were found to be highly correlated (in all cases: $r^2=0.99$, $P<0.001$). The TL and W regression of whole samples was: $W=0.0122 \times TL^{2.9338}$ ($r^2=0.955$, $n=130$, standard error of $b=0.057$ and $a=0.004$). The value of b was 2.9338, significantly not different from 3.0 (t-test, $P>0.05$), indicating an isometric growth (Fig. 3).

The average of KF values were 1.13 ± 0.14 and 0.98 ± 0.18 in the river and lake, respectively. These averages were significantly different (t-test, $P<0.001$; Table 1). K_n were calculated in the river and lake using the LWR. There was a significant difference between

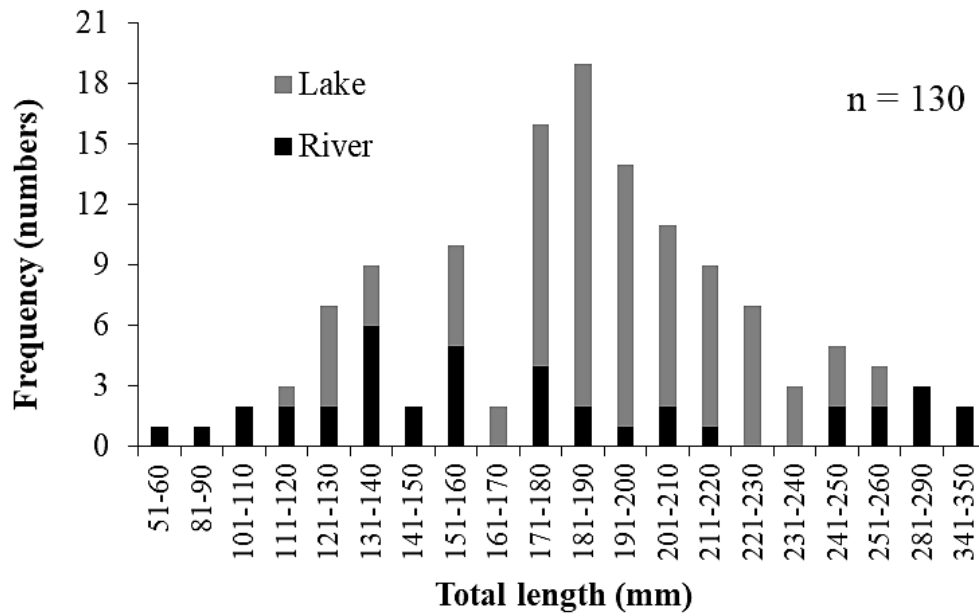


Figure 2. Size distribution of *Capoeta damascina* in Azad dam, n = sample size.

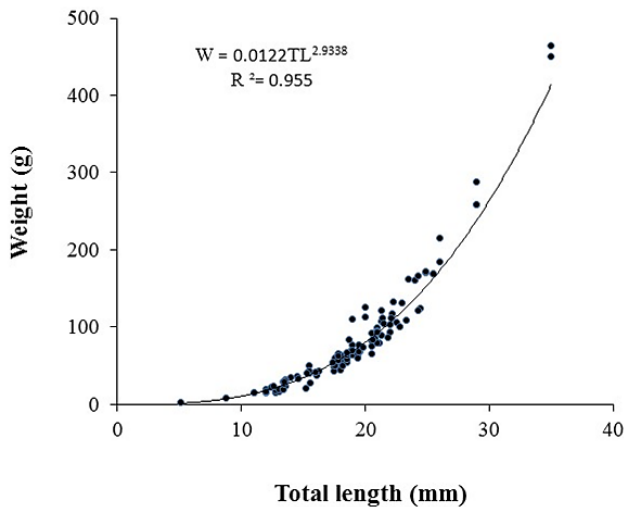


Figure 3. Length-weight relationship of *Capoeta damascina* in Azad Dam.

the average of K_n values 1.11 ± 0.12 and 0.98 ± 0.18 , respectively, with significant difference (t -test, $P < 0.001$; Table 1).

The age of *C. damascina* ranged 1-7 years. Ages 3 and 4 were the most dominant age groups, representing 55.9% of the samples. The von Bertalanffy growth equation was estimated as shown in Figure 4:

$$L_t = 373.3(1 - e^{-0.17(t - (-0.58))})$$

The growth performance index (ϕ') of *C. damascina* was computed as 2.37. Estimates of the

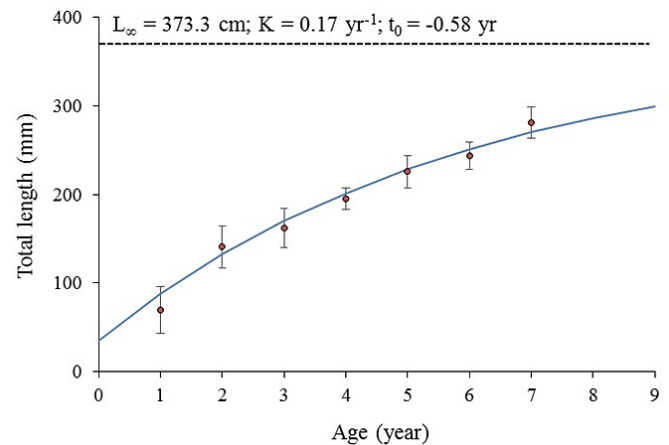


Figure 4. Theoretical growth curve calculated for total length of *Capoeta damascina* in Azad Dam.

instantaneous coefficient of natural mortality for *C. damascina* obtained from the Pauly method was 0.36/yr. The sex ratio (M:F) was 1:0.47, for adult *C. damascina* ($n = 87$), which differed significantly from the expected 1:1 ($\chi^2 = 11.0$, $P < 0.001$).

Discussion

Study on the population characteristics of *C. damascina* in Iranian inland waters are scarce and limited to the Caspian basin, west and center of Iran (Asadollah and Soofiani, 2008; Bahrami Kamangar et al., 2015; Asadollah et al., 2017; Table 3). The b value usually varies between 2 and 4 (Tesch, 1971) or ranges

Table 2. Length-length relationships of *Capoeta damascina* in Azad Dam.

Equation	N	a	b	R ²
FL=a+b×TL	113	-3.08	0.918	0.99
FL=a+b×SL	113	5.38	1.069	0.99
SL=a+b×TL	113	-7.16	0.854	0.99

Table 3. The von Bertalanffy growth Parameters and length-weight relationships of *Capoeta damascina* from different locations.

Study area	Sex	Age	b	L _∞	K	t ₀	φ'	Author (s)
Hana Dam, Iran	M	1 ⁺ -6 ⁺	3.23	52.4	0.177	-0.30	2.69	Asadollah and Soofiani, 2008
	F	1 ⁺ -6 ⁺	3.17	64.9	0.151	-0.45	2.80	
Gheshlagh Reservoir and River, Iran	M+F	0-5	2.84	67.52	0.12	-0.79	2.74	Bahrami Kamangar et al., 2015
Zayandehrud River, Iran	M	1 ⁺ -9 ⁺	2.95	56.2	0.098	-0.63	2.49	Asadollah et al., 2017
	F	1 ⁺ -10 ⁺	2.99	117.1	0.05	-0.43	2.84	
Azad Dam, Iran	M+F	1-7	2.94	37.3	0.17	-0.58	2.37	Present study

from 2.50 to 3.50 (Froese, 2006). According to the present study, the exponent b of LWR was 2.94, remained within the expected range and indicating an isometric growth. Similar results were reported by Asadollah et al. (2017). In contrast, Bahrami Kamangar et al. (2015) reported a lower b value (2.84 in Gheshlagh Reservoir and River, Iran) and Asadollah and Soofiani (2008) reported a higher b value (3.23 for both males and females in Hana Dam, respectively). The sampling gear might influence the size range covered and cause deviations from existing values LWR parameters. In addition, geographical location and associated environmental conditions such as water temperature, which is the determining factor of feeding capacity, seasonality, stomach fullness, disease and parasite loads can affect the value of b (Bagenal and Tesh, 1978; Froese, 2006).

KF reflects information on physiological states of fish in relation to welfare (Kumolu and Ndimele 2010). Higher KF value indicates favorable environmental conditions (Blackwell et al., 2000). In the present study, the Komasi River fish were in suitable condition. According to George et al. (1985), K_n indicates the general well-being of the fish. If the values of $K_n > 1$ indicates that the well-being of the fish is good; whereas, value < 1 reflects poor feeding activity and low well-being of the fish. In the present study, the K_n of *C. damascina* were close to 1 (in the lake) and higher than 1 (in the river). These results suggested that the well-being of the fish was good in the Azad dam region. Similar results were reported for

Alburnus mossulensis in the Azad Dam (Fazli et al., 2018a). In contrast, the average of K_n *Carassius gibelio* was lower than 1 (Fazli et al., 2018b).

According to Helfman et al. (1997), knowledge of fish age and growth is necessary for stock assessment, develop management or conservation plans. The results showed that the rapid growth of *C. damascina* was found during the first two years of life, followed by a period of slow growth rate in the rest of life. The age of *C. damascina* varied from 1 to 7 yr. Similar results were reported in the Hana Dam (Asadollah and Soofiani, 2008). In contrast, Bahrami Kamangar et al. (2015) found a lower (between 0 and 5) and Asadollah et al. (2017) a higher age ranges (1⁺-9 and 1⁺-10⁺ years for males and females, respectively). Holmgren and Appelberg (2001) and Bautista et al. (2012) reported that range of age distribution in a population is closely related to the nutritional status of the environment.

The asymptotic length (L_{∞}) of *C. damascina* was 37.3 cm is lower than that reported by Asadollah and Soofiani (2008), Bahrami Kamangar et al. (2015) and Asadollah et al. (2017). Also, the growth performance index (ϕ') of *C. damascina* (2.37) indicates a lower growth rate in the Azad Dam. Holmgren and Appelberg (2001) and Bautista et al. (2012) reported that the growth characteristics of the local populations of the same species change due to habitat variations, water quality and nutrients.

The present study showed that the overall M:F ratio of *C. damascina* was 1:0.47, the overall sex ratio is unbalanced in favor of males. In contrast, the sex ratio

of this species in other Iranian inland waters was in favor of females (Asadollah and Soofiani, 2008; Bahrami Kamangar et al., 2015). In general, the overall expected sex ratio in many species is 1:1, but it could be affected by some natural and environmental factors (Bohlana and Ritterbusch, 2000).

In conclusion, *C. damascina* has an isometric growth pattern. The rapid growth occurred during the two first years of life. The K_n of *C. damascina* were close to 1 (in the lake) and higher than to 1 (in the river) which suggested that the well-being of the fish was good in Azad dam region.

Acknowledgments

We are grateful to the Jihad-Agriculture of Kurdistan Organization which supported the study. We thank the staff of the Department of Stock Assessment at the Caspian Sea Ecology Research Center for providing samples used in this study.

References

- Anderson R.O., Neumann R.M. (1996). Length, weight, and associated structural indices. In: B.R. Murphy, D.W. Willis (Eds). Fisheries techniques, 2nd edn. American Fisheries Society, Bethesda, Maryland, USA pp: 447-482.
- Asadollah S., Soofiani M.N. (2008). Some aspects of the growth and reproduction of *Capoeta damascina* (Valenciennes, 1842) from the Hanna Wetland, Semirum. Proceedings of the First National Conference on Fisheries Science and Aquatic Organisms, Lahijan, Iran. pp. 20-22. (Farsi with English abstract)
- Asadollah S., Soofiani N.M., Keivany Y., Hatami R. (2017). Age and growth of the Mesopotamian barb, *Capoeta damascina*, in central Iran. Iranian Journal of Fisheries Sciences, 16(2): 511-521.
- Bagenal T.B., Tesch F.W. (1978). Age and growth. In: T. Bagenal (Ed.). Methods for assessment of fish production in freshwaters. 3rd edn. IBP Handbook No. 3. Blackwell Scientific Publications, Oxford, UK. pp: 101-136.
- Bahrami Kamangar B., Ghaderi E., Hoseinpour H. (2015). Growth and reproductive biology of *Capoeta damascina* (Valenciennes, 1842) from a tributary of Tigris. Iranian Journal of Fisheries Sciences, 14(4): 956-969.
- Bautista J.J., Romero S.S., Gonzalez-Pelaez L., Campos-Davila D.B., Lluch-Cota J. (2012). Length-weight relationships of wild fish captured at the mouth of Rio Verde, Oaxaca, Mexico and connected lagoons (Miniyua, El Espejo, Chacahua and Pastoria). Journal of Applied Ichthyology, 28: 269-271.
- Blackwell B.G., Brown M.L., Willis D.W. (2000). Relative weight (W_r) status and current use in fisheries assessment and management. Review Fisheries Science, 8: 1-44.
- Bohlana J., Ritterbusch D. (2000). Which factors affect sex ratio of spined loach (genus *Cobitis*) in Lake Muggelsee? Environmental Biology of Fishes, 59: 347-352.
- Esmaili H.R., Sayyadzadeh G., Eagderi S., Abbasi K. (2018). Checklist of freshwater fishes of Iran. 3(3): 1-95.
- Esmaili H.R., Zareian H., Eagderi S., Alwan N. (2016). Review on the taxonomy of Tigris scraper, *Capoeta umbla* (Heckel, 1843) and its confirmation record from the Iranian part of Tigris River, Persian Gulf basin (Teleostei: Cyprinidae). FishTaxa, 1(1): 35-44.
- Fazli H., Daryanabard G.R., Janbaz A., Naderi M., Mirzaei R., Hosseinpour H., Vahedi N. (2018) Age and growth of *Alburnus mossulensis* Heckel, 1843 in Azad dam Lake and Komasi River in Kordestan province, Iran. Iranian Journal of Fisheries Science, DOI: 10.22092/ijfs.2018.117745.
- Fazli H., Daryanabard G.R., Janbaz A., Mirzaei R., Hosseinpour H., Vahedi N. (2018b) Some biological characteristics of *Carassius gibelio* (Bloch, 1782) (Teleostei: Cyprinidae) in Azad dam Lake in Western Iran. Iranian Journal of Ichthyology, 5(3): 243-249.
- Froese R. (1998). Length-weight relationships for 18 less-studied fish species. Journal of Applied Ichthyology, 14: 117-118.
- Froese R. (2006). Cube law, condition factor and weight-length relationships: history meta-analysis and recommendations. Journal of Applied Ichthyology, 22: 241-253.
- Froese R., Pauly D. Editors. (2017). FishBase. World Wide Web electronic publication. www.fishbase.org, (10/2017).
- George J.P., Sharma A.K., Venkateshvaran K., Sinha P.S. Venugopal G., Biradar R.S. (1985). Length-weight relationship and relative condition factor in *Cirrhinus mrigala* and *Labeo rohita* from a sewage fed tank. The Annals of Zoology, 23: 70-90.

- Gonçalves J.M.S., Bentes L., Lino P.G., Ribeiro J., Canario A.V.M., Erzini K. (1997). Weight-length relationships for selected fish species of the small-scale demersal fisheries of the south and south-west coast of Portugal. *Fisheries Research*, 30: 253-256.
- Gulland J.A. (1988). *Fish population dynamics: the implications for management*, John Wiley and Sons Ltd., New York. 422 p.
- Helfman G.S., Collette B.B., Facey D.E. (1997). *The Diversity of Fishes*. Blackwell Science.
- Holmgren K., Appelberg M. (2001). Effects of environmental factors on size-related growth efficiency of perch, *Perca fluviatilis*. *Ecology of Freshwater Fish*, 10: 247-256.
- Keivany Y., Nasri M., Abbasi K., Abdoli A. (2016). *Atlas of inland water fishes of Iran*. Iran Department of Environment Press. 218 P.
- King M. (2007). *Fisheries biology, assessment and management*. Wiley-Blackwell. 400 p.
- Kumolu C.A., Ndimele P.E. (2010). Length weight relationships and condition factors of twenty-one fish species in Ologe Lagoon, Lagos, Nigeria. *Asian Journal of Agricultural Science*, 2(4): 174-179.
- Le Cren E.D. (1951). The length-weight relationship and seasonal cycle in the gonad weight and condition in the perch (*Perca fluviatilis*). *Journal of Animal Ecology*, 20: 201-219.
- Pauly D. (1980). On the interrelationships between natural mortality, growth parameters, and mean environmental temperature in 175 fish stocks. *Journal du Conseil, CIEM*, 39(2): 179-192.
- Pauly D. (1983). Some simple methods for the assessment of tropical fish stocks. *FAO Fish, Technical Paper*. 234 p.
- Pauly D. (1984). *Fish population dynamics in tropical waters: A manual for use with programmable calculators*. ICLARM, Manila.
- Tesch F.W. (1971). Age and growth. In: W.E. Tesch (Ed.). *Methods for assessment of fish production in fresh waters*, Blackwell Scientific Publications, Oxford, UK., pp: 98-103.
- von Bertalanffy L. (1938). A quantitative theory of organic growth. *Human Biology*, 10: 181-243.
- Zamani Faradonbeh M., Eagderi S., Ghojoghi F. (2015). Length-weight relationship and condition factor of seven fish species of Totkabon River (southern Caspian Sea basin), Guilan, Iran. *International Journal of Aquatic Biology*, 3(3): 172-176.
- Zar J.H. (2010). *Biostatistical analysis*. 4th edition. Prentice Hall, Upper Saddle River, New Jersey. 946 p.

چکیده فارسی

رشد و ضریب چاقی سیاه ماهی *Capoeta damascina* در دریاچه سد آزاد و رودخانه کوماسی در استان کردستان، ایران

حسن فضلی^{۱*}، غلامرضا دریانبرد^۱، مهدی نادری جلودار^۱، رحمان میرزائی^۲، حمید حسین پور^۲

^۱پژوهشکده اکولوژی دریای خزر، موسسه تحقیقات علوم شیلاتی کشور، سازمان تحقیقات، آموزش و ترویج کشاورزی، ساری، ایران.
^۲مدیریت شیلات، سازمان جهاد کشاورزی استان کردستان، سنندج، ایران.

چکیده:

هدف از این مطالعه برآورد پارامترهای جمعیت شامل رابطه طول-وزن (LWR)، ضریب چاقی (KF)، ضریب چاقی نسبی (K_n)، سن، رشد و مرگ و میر طبیعی سیاه ماهی (*Capoeta damascina*) در دریاچه سد آزاد و رودخانه کوماسی در استان کردستان، ایران بود. مقادیر پارامترهای اندازه گیری شده شامل طول کل: ۵۱-۳۵۰ (۱۸۰/۶±۶۸/۶۳) میلی متر، وزن: ۲/۵-۴۶۵ (۹۳/۳±۱۱۰/۸۹) گرم در رودخانه و طول کل: ۱۲۰-۲۶۰ (۱۹۱/۵±۳۰/۷۶) میلی متر، وزن: ۱۴/۷-۲۱۶ (۷۵/۹±۳۹/۸۹) گرم در دریاچه بود. رابطه بین طول-وزن $W = 0.122 \times FL^{2.9338}$ بود. نسبت جنسی (ماده:نر) برای ماهیان بالغ ۰/۴۶:۱ بوده که با نسبت ۱:۱ اختلاف معنی داری داشت ($P < 0.01$). پارامترهای رشد برتلافنی شامل $L_{\infty} = 373/3$ میلی متر، $K = 0.17 \text{ yr}^{-1}$ و $t_0 = -0.58 \text{ yr}$ محاسبه شد. ضریب مرگ و میر طبیعی $YI^{-1} = 0.36$ برآورد شد. در رودخانه و دریاچه میانگین ضریب چاقی به ترتیب ۰/۱۳±۰/۱۴ و ۰/۹۸±۰/۱۸ و ضریب چاقی نسبی به ترتیب ۱/۱۱±۰/۱۲ و ۰/۹۸±۰/۱۸ به دست آمد. به عنوان نتیجه گیری، این ماهی دارای رشد ایزومتریک می باشد. رشد در دو سال اول زندگی سریع است. ضریب چاقی نسبی نشانگر وضعیت مطلوب سلامت این ماهی در منطقه سد آزاد می باشد.

کلمات کلیدی: پارامترهای رشد، رابطه طول-وزن، ضریب چاقی، جمعیت.