



Exploring the chemical fate of the sulfate radical anion by reaction with sulfur dioxide in the gas phase

Tsona, N. T.; Bork, Nicolai Christian; Vehkamäki, H.

Published in:
Atmospheric Chemistry and Physics

DOI:
[10.5194/acp-15-495-2015](https://doi.org/10.5194/acp-15-495-2015)

Publication date:
2015

Document version
Publisher's PDF, also known as Version of record

Document license:
[CC BY](https://creativecommons.org/licenses/by/4.0/)

Citation for published version (APA):
Tsona, N. T., Bork, N. C., & Vehkamäki, H. (2015). Exploring the chemical fate of the sulfate radical anion by reaction with sulfur dioxide in the gas phase. *Atmospheric Chemistry and Physics*, 15(1), 495-503.
<https://doi.org/10.5194/acp-15-495-2015>



Exploring the chemical fate of the sulfate radical anion by reaction with sulfur dioxide in the gas phase

N. T. Tsona¹, N. Bork^{1,2}, and H. Vehkamäki¹

¹Division of Atmospheric Sciences, Department of Physics, University of Helsinki, P.O. Box 64, 00014 Helsinki, Finland

²Department of Chemistry, University of Copenhagen, 2100, Copenhagen, Denmark

Correspondence to: N. T. Tsona (narcisse.tsonatchinda@helsinki.fi)

Received: 5 March 2014 – Published in Atmos. Chem. Phys. Discuss.: 20 May 2014

Revised: 5 November 2014 – Accepted: 28 November 2014 – Published: 14 January 2015

Abstract. The gas phase reaction between $\text{SO}_4^-(\text{H}_2\text{O})_n$ and SO_2 , $n = 0-2$, is investigated using ab initio calculations and kinetic modelling. Structures of reactants, transition states and products are reported. Our calculations predict that the $\text{SO}_2\text{SO}_4^-(\text{H}_2\text{O})_n$ cluster ion, which is formed upon SO_2 and $\text{SO}_4^-(\text{H}_2\text{O})_n$ collision, can isomerize to $\text{SO}_3\text{SO}_3^-(\text{H}_2\text{O})_n$. The overall reaction is SO_2 oxidation by the $\text{SO}_4^-(\text{H}_2\text{O})_n$ anionic cluster. The results show that $\text{SO}_4^-(\text{H}_2\text{O})_n$ is a good SO_2 oxidant, especially at low relative humidity, with a reaction rate constant up to $1.5 \times 10^{-10} \text{ cm}^3 \text{ molecule}^{-1} \text{ s}^{-1}$. At high relative humidity, instead, the re-evaporation of SO_2 from the $\text{SO}_2\text{SO}_4^-(\text{H}_2\text{O})_n$ cluster ion is favoured.

The ionic SO_2 oxidation mechanism in the gas phase is more complex than the neutral oxidation since many oxy-sulfur anions can be formed, and each of them may trigger new reactions. In many gas phase laboratory studies, the SO_3^- , SO_4^- , and SO_5^- anions have been observed as ionic SO_2 oxidation products (Fehsenfeld and Ferguson, 1974; Fahey et al., 1982; Möhler et al., 1992). However, their further reactions in the gas phase are still not well known. Using quantum chemical calculations, Bork et al. (2013a) investigated the chemical fate of SO_5^- after collisions with O_3 , and found that SO_4^- is one of the reaction end products. As opposed to SO_4^{2-} , which does not exist in the atmosphere as a free species (Boldyrev and Simons, 1994; Wang et al., 2000), the SO_4^- anion and the other anions mentioned above were recently detected in a boreal forest in Finland (Ehn et al., 2010) and in the CLOUD aerosol chamber (Kirkby et al., 2011). Despite these observations, the further chemistry of SO_4^- in the gas phase remains poorly understood.

The reactive properties of SO_4^- in the gas phase were first studied by Fehsenfeld and Ferguson (1974). They observed that SO_4^- binds efficiently to SO_2 , but neither the structure, further outcome, nor the effect of hydration on the resulting cluster was examined. We present an in-depth investigation of the gas phase reaction between SO_4^- and SO_2 at standard conditions, including up to two water molecules. The main pathways in this reaction are depicted in Fig. 1. We used ab initio calculations to determine structures and formation energies of reactants, reactant complexes (RCs), transition states (TSs), and products. The reaction rate constants were calculated, the effect of hydration on the reactions was ex-

1 Introduction

The sulfur cycle is one of the most important cycles in the atmosphere as sulfur oxidation products, most notably sulfuric acid (H_2SO_4), have a significant contribution in the formation of acid rain, aerosols, and clouds. The most abundant sulfurous molecule in the atmosphere is sulfur dioxide (SO_2), emitted from volcanoes and fossil fuel combustion. The major atmospheric sink of SO_2 is its oxidation in the gas phase, mostly by the hydroxyl radical (OH) in a UV-light-induced mechanism. This mechanism is well known to be the predominant source of atmospheric H_2SO_4 . Other important SO_2 oxidation mechanisms involve stabilized Criegee intermediates (Welz et al., 2012; Mauldin III et al., 2012; Vereecken et al., 2012), mineral dust (Harris et al., 2013), and atmospheric ions (Enghoff et al., 2012; Bork et al., 2013a).

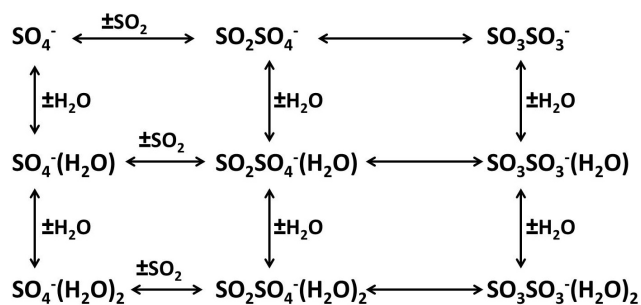


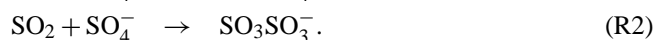
Figure 1. Main reactions/equilibria in the $\text{SO}_2 + \text{SO}_4^- (\text{H}_2\text{O})_{0-2} \rightarrow \text{SO}_3\text{SO}_3^- (\text{H}_2\text{O})_{0-2}$ reaction.

aminated and the distribution of clusters at thermal equilibrium was determined.

2 Methodology

Configurations and vibrational frequencies of reactants, RCs, TSs, and products of the reaction between $\text{SO}_4^- (\text{H}_2\text{O})_{0-2}$ and SO_2 were calculated using density functional theory (DFT). Several different density functionals are regularly applied to molecular clustering reactions with predictions often differing by more than 1 kcal mol^{-1} (Herb et al., 2013; Ortega et al., 2012; Nadykto et al., 2008; Dawson et al., 2012) with PW91, B3LYP and CAM-B3LYP amongst the most popular. Table 1 shows the changes in binding Gibbs free energy and Gibbs free energy barrier with these three methods for two representative reactions. On average, it is seen that the performance of PW91 for the two clustering reactions is superior to both CAM-B3LYP and B3LYP, whether these are single-point coupled cluster corrected or not.

For the height of the energy barrier, no direct experimental evidence exists. However, the experimental value of the thermodynamics of the clustering reaction of SO_2 and SO_4^- was found to be $-6.7 \text{ kcal mol}^{-1}$ with a maximum uncertainty of $\pm 0.4 \text{ kcal mol}^{-1}$ (Fehsenfeld and Ferguson, 1974). Due to the inherent limitations of mass spectrometry, the structure of the product cluster could not be determined; therefore the obtained value may, in principle, correspond to either



However, ab initio calculations clearly indicate that the measured thermodynamics correspond to the former of these reactions, e.g. PW91/aVDZ predicting $-6.6 \text{ kcal mol}^{-1}$ for the former while $-9.0 \text{ kcal mol}^{-1}$ for the latter. We may therefore conclude that the conversion of SO_2SO_4^- to SO_3SO_3^- is not instantaneous since, otherwise, the oxygen transfer reaction would have taken place in the experimental apparatus and a much higher binding energy, corresponding to Reaction (R2), would have been measured.

From Table 1 it can be seen that PW91 predicts a transition state located $3.8 \text{ kcal mol}^{-1}$ below the separated reactants, predicting immediate conversion of SO_2SO_4^- to SO_3SO_3^- . According to the above considerations, this is inconsistent with the experimental data. It is therefore likely that PW91 underestimates the height of the energy barrier although no quantification can be made.

On the other hand, B3LYP and CAM-B3LYP predict barriers of 7.8 and $9.3 \text{ kcal mol}^{-1}$, respectively. In order to obtain a conservative estimate of the atmospheric importance of the $\text{SO}_2 + \text{SO}_4^- \rightarrow \text{SO}_3\text{SO}_3^-$ reaction rather than an upper limit, we choose the CAM-B3LYP functional for our calculations. However, since the CAM-B3LYP functional, according to Table 1, has a tendency of underbinding it should be noted that CAM-B3LYP is likely to overpredict cluster re-evaporation and hence underpredict the rates of Reactions (R3) and (R2).

It is well known that single-point coupled cluster electronic energy calculations performed on the CAM-B3LYP/aVDZ optimized geometries improve estimates of the Gibbs free energy change (Bork et al., 2014a, b; Tsona et al., 2014). Test calculations were carried out using the explicitly correlated coupled cluster singles, doubles, and perturbative triples method CCSD(T) (Purvis and Bartlett, 1982) with the aVDZ and aVTZ basis sets, and the CCSD(T)-F12 method (Alder et al., 2007; Peterson et al., 2008) with the VDZ-F12 and VTZ-F12 basis sets (Peterson et al., 2008) (see Table 1). All species with an unpaired number of electrons were treated with UCCSD(T) (or UCCSD(T)-F12) based on a restricted open-shell Hartree–Fock reference. The total formation Gibbs free energy ΔG of a reaction was calculated as

$$\Delta G = \Delta G_{\text{DFT}} - \Delta E_{\text{DFT}} + \Delta E_{\text{CCSD(T)}}, \quad (1)$$

where ΔG_{DFT} denotes the Gibbs free energy change of the reaction calculated with DFT, and where ΔE_{DFT} and $\Delta E_{\text{CCSD(T)}}$ are electronic energy changes calculated with DFT and the CCSD(T) (or CCSD(T)-F12), respectively. Note that the structures are not optimized at the CCSD(T) and CCSD(T)-F12 levels of theory.

From Table 1 it is apparent that no systematic improvement of the DFT results are obtained at increasing quality of the coupled cluster single-point calculations. Although CCSD(T)/aVDZ is the least complex of the tested coupled cluster calculations, we find that this method, when used in combination with CAM-B3LYP/aVDZ on these systems, provides the results in best agreement with the experiment, most likely due to fortunate error cancellation. Considering also the extended computational expense of the different methods, we chose the CCSD(T)/aVDZ method for electronic energy correction throughout this study. The T1 and D1 diagnostic values on CCSD(T)/aVDZ calculations were typically between 0.02 and 0.04, and 0.07 and 0.28, respectively. These values indicate a low to modest multireference character for the computed species, and thus the

Table 1. Comparison of Gibbs free energy changes of the indicated reactions calculated by different DFT functionals, all using the aug-cc-pVDZ (aVDZ) basis set. Electronic energy corrections are performed using the indicated coupled cluster methods and basis sets and the corrected Gibbs free energies are calculated according to Eq. (1). Experimental data from Fehsenfeld and Ferguson (1974) are included. Energy units are kcal mol^{-1} .

Method	$\text{SO}_4^- + \text{H}_2\text{O} \rightarrow \text{SO}_4^-(\text{H}_2\text{O})$	$\text{SO}_4^- + \text{SO}_2 \rightarrow \text{SO}_4^-(\text{SO}_2)$	$\text{SO}_2\text{SO}_4^- \rightarrow \text{TS}$
PW91	-2.7	-6.6	2.8
B3LYP	-1.5	-4.4	7.8
CAM-B3LYP	-2.4	-5.0	9.3
CCSD(T)/aVDZ	-3.3	-5.6	10.0
CCSD(T)/aVTZ	-3.0	-4.2	9.8
CCSD(T)-F12/VDZ-F12	-2.8	-3.5	9.5
CCSD(T)-F12/VTZ-F12	-2.7	-3.6	-
Experiment	-5.1	-6.7	-

CCSD(T)/aVDZ method should describe reasonably well the reactions energetics explored in this study.

Often, anisotropy is an important issue to address when treating sterically hindered collisions. Related to this, our previous molecular dynamics simulation of SO_2 and the $\text{O}_3^-(\text{H}_2\text{O})_5$ ionic cluster showed an overall sticking probability of ca. 75 % (Bork et al., 2013b). The sticking probability for the $\text{SO}_2 + \text{SO}_4^-(\text{H}_2\text{O})_n$ collision is likely to be even higher due to the lower number of water molecules. Considering also the uncertainties on the evaporation rates and reaction rates from the ab initio based thermodynamics, anisotropy seems of minor importance. In support of this, experimental studies on numerous ion-dipole reactions reported collision-limited reaction rates (see, e.g. Fehsenfeld and Ferguson, 1974).

The TS structures were obtained by configurational energy scans along the reaction coordinate with a step size down to 0.01 Å starting from the RC. The configurations closest to the TS were thereafter refined using the synchronous transit quasi-Newton method (Peng et al., 1996). A single imaginary frequency, corresponding to the correct reaction coordinate, was found in all TS structures. Finally, intrinsic reaction coordinate calculations (Fukui, 1981) were performed on all TSs to ensure their connectivity to the desired reactants and products. All structure optimizations and vibrational frequency calculations were carried out using the Gaussian 09 package (Frisch et al., 2009) while single-point coupled cluster calculations were performed using the Molpro program (Werner et al., 2012a, b).

3 Results and discussions

3.1 Thermodynamics

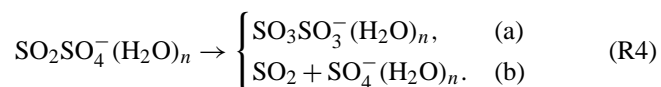
The initial collisions between SO_2 and $\text{SO}_4^-(\text{H}_2\text{O})_n$ led to the barrierless formation of $\text{SO}_2\text{SO}_4^-(\text{H}_2\text{O})_n$ cluster complexes as



The structures of the $\text{SO}_2\text{SO}_4^-(\text{H}_2\text{O})_n$ clusters were thereby optimized and they are shown in Fig. 2a. Regardless of the degree of hydration, one SO_4^- oxygen atom is clearly coordinating the SO_2 sulfur atom. The Gibbs free energy changes of Reaction (R3) are shown in Fig. 3 and the numerical values are given in the Supplement. In this work we limit the hydration range to two since several of the water molecules initially bound to SO_4^- will evaporate after collision with SO_2 , leaving the SO_2SO_4^- cluster ion mostly dehydrated. See also Fig. 4 and Supplement Fig. S2.

Under standard conditions, we determined the binding Gibbs free energy of SO_2 and $\text{SO}_4^-(\text{H}_2\text{O})_n$ to be $\Delta G_{(\text{R3})}^0 = -5.6, -3.6,$ and $-2.5 \text{ kcal mol}^{-1}$ for $n = 0, 1,$ and $2,$ respectively. The decrease in Gibbs free energy gain with increasing degree of hydration is most likely a result of the reduced electrostatic strain of the $\text{SO}_4^-(\text{H}_2\text{O})_n$ cluster. Experimental data are available from Fehsenfeld and Ferguson (1974), who found $\Delta G_{(\text{R3})}^0 = -6.7 \text{ kcal mol}^{-1}$ for $n = 0$. We can conclude that our calculations somewhat underestimate the experimental binding energy of SO_2 and SO_4^- at standard conditions.

Since Reaction (R3) is distinctly exothermic, the $\text{SO}_2\text{SO}_4^-(\text{H}_2\text{O})_n$ clusters are formed with a large amount of excess internal energy, which may lead to partial H_2O evaporation. The SO_2 in the cluster may thereafter oxidize (Reaction R4a) or re-evaporate to form the initial reactants (Reaction R4b) as



The structures of the TSs and the products of Reaction (R4a) were optimized and their geometries are shown in Fig. 2b and c, respectively. Reaction (R4a) is exothermic ($\Delta G_{(\text{R4a})}^0 = -3.9, -3.6$ and $-2.6 \text{ kcal mol}^{-1}$ for $n = 0, 1$ and $2,$ respectively), albeit there exists an energy barrier towards the formation of the products. The Gibbs free energy barriers for $n = 0, 1,$ and 2 were determined to be 10.0, 8.8, and $10.8 \text{ kcal mol}^{-1}$, respectively. In Reaction (R4a), one SO_4^-

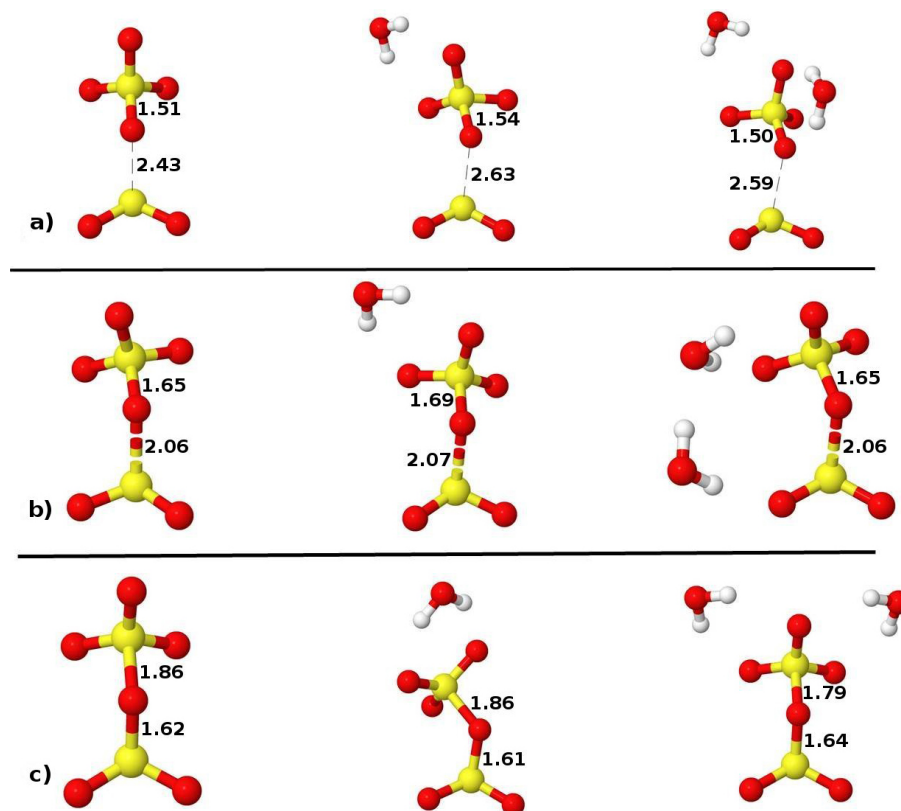


Figure 2. Configurations of the most stable structures of (a) $\text{SO}_2\text{SO}_4^-(\text{H}_2\text{O})_{0-2}$, (b) TS, and (c) $\text{SO}_3\text{SO}_3^-(\text{H}_2\text{O})_{0-2}$. Descriptive bond lengths (in angstroms) in the SOS linkage are included. The colour coding is red for oxygen, yellow for sulfur, and white for hydrogen.

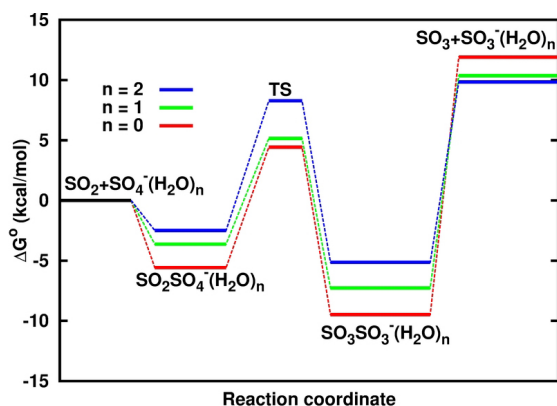


Figure 3. Gibbs free energies of formation of the most stable species involved in the reaction between SO_2 and $\text{SO}_4^-(\text{H}_2\text{O})_n$. All the Gibbs free energies are calculated relative to $\text{SO}_2 + \text{SO}_4^-(\text{H}_2\text{O})_n$. “TS” denotes the transition state. Numerical values are given in the Supplement.

oxygen atom is transferred to the SO_2 sulfur atom by forming a SOS linkage through a TS configuration. The S–O bond lengths in the SOS linkage of the TS are ca. 1.65 Å and 2.06 Å on the SO_4 and SO_2 sides, respectively, and they

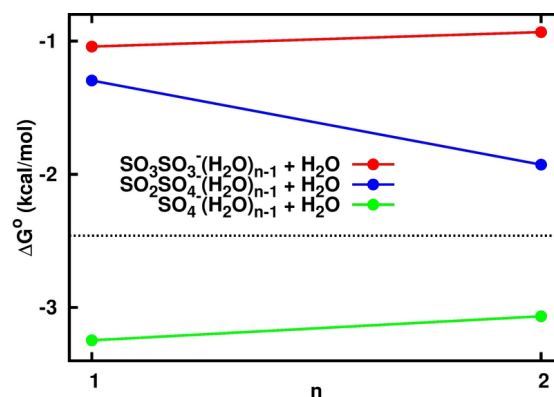


Figure 4. Hydration Gibbs free energy of the SO_4^- , SO_2SO_4^- , and SO_3SO_3^- ions at standard conditions. The black dotted line delimits the domains where water condensation is favoured (below the dotted line) and where water evaporation is favoured (above the dotted line).

are weakly altered by the hydration. The structures of the TS and $\text{SO}_3\text{SO}_3^-(\text{H}_2\text{O})_n$ clusters are very similar; they mostly differ by the lengths of S–O bonds in the SOS linkage. For the $\text{SO}_3\text{SO}_3^-(\text{H}_2\text{O})_n$ structures, the S–O bonds in the SOS linkage are longer on the former SO_4 side than on the for-

mer SO₂ side. The SO₃SO₃⁻(H₂O)_{*n*} clusters can thus be regarded as SO₃⁻(H₂O)_{*n*} and SO₃ donor–acceptor interaction products.

3.2 Kinetics

Considering Reactions (R3), (R4a), and (R4b), we can use the steady-state approximation for SO₂SO₄⁻(H₂O)_{*n*} and obtain

$$k_{\text{coll,(R3)}} [\text{SO}_2] [\text{SO}_4^- (\text{H}_2\text{O})_n] = (k_{\text{ox,(R4a)}} + k_{\text{evap,(R4b)}}) [\text{SO}_2\text{SO}_4^- (\text{H}_2\text{O})_n], \quad (2)$$

where $k_{\text{coll,(R3)}}$ is the collision rate constant of SO₂ and SO₄⁻(H₂O)_{*n*}, $k_{\text{ox,(R4a)}}$ is the rate constant of SO₂ oxidation in the RC, and $k_{\text{evap,(R4b)}}$ is the rate constant of RC dissociation to form the initial reactants.

The reaction rate of SO₂ oxidation in the SO₂SO₄⁻(H₂O)_{*n*} complex can be written as

$$r_{\text{ox,(R4a)}} = k_{\text{ox,(R4a)}} [\text{SO}_2\text{SO}_4^- (\text{H}_2\text{O})_n], \quad (3)$$

$$= k_{\text{ox, bimol}} [\text{SO}_2] [\text{SO}_4^- (\text{H}_2\text{O})_n], \quad (4)$$

where the bimolecular rate constant $k_{\text{ox, bimol}}$ of the SO₂ + SO₄⁻(H₂O)_{*n*} reaction is obtained by combining Eqs. (2) and (3) as

$$k_{\text{ox, bimol}} = k_{\text{coll, (R3)}} \frac{k_{\text{ox,(R4a)}}}{k_{\text{ox,(R4a)}} + k_{\text{evap,(R4b)}}}. \quad (5)$$

The evaporation rate constant, $k_{\text{evap,(R4b)}}$, is determined from the detailed balance condition (Vehkamäki, 2006; Ortega et al., 2012) as

$$k_{\text{evap,(R4b)}} = k_{\text{coll,(R3)}} \times \rho_{\text{atm}} \times \exp\left(-\frac{\Delta G_{\text{(R4b)}}^{\circ}}{RT}\right), \quad (6)$$

where ρ_{atm} is the standard density (at $T = 298.15$ K and $p = 1$ atm, $\rho_{\text{atm}} = 2.5 \times 10^{19}$ molecule cm⁻³) and R is the molar gas constant.

Several parameterizations of the ion–dipole collision rate have been presented. Here we use the version by Su and Chesnavich (1982), which we find to yield collision rates within 10 to 20 % of the parameterizations presented by Su and Bowers (1973) and Nadykto and Yu (2003). The Su and Chesnavich parameterization is given by

$$k_{\text{coll,(R3)}} = \beta^{\text{L}} \times (0.4767x + 0.6200), \quad (7)$$

where $\beta^{\text{L}} = q\mu^{-1/2}(\pi\alpha/\epsilon_0)^{1/2}$, $x = \mu_{\text{D}}/(8\pi\epsilon_0\alpha k_{\text{B}}T)^{1/2}$, q is the charge of the ion, μ is the reduced mass of the colliding species, α and μ_{D} are the polarizability and dipole moment of the polar molecule, and k_{B} is Boltzmann's constant. Finally we obtain evaporation rate constants of 2.3×10^6 , 6.1×10^7 and 4.1×10^8 s⁻¹ for $n = 0, 1$ and 2 , respectively.

Table 2. Bimolecular rate constant ($k_{\text{ox, bimol}}$) of the SO₂ + SO₄⁻(H₂O)_{*n*} → SO₃SO₃⁻(H₂O)_{*n*} reaction. The computational benchmarking (Table 1) suggests that these values are more likely to be underestimated than overestimated.

<i>n</i>	$k_{\text{ox, bimol}}$ (cm ³ molecule ⁻¹ s ⁻¹)
0	1.5×10^{-10}
1	4.9×10^{-11}
2	2.6×10^{-13}

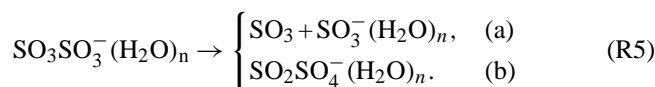
The oxidation rate constant, $k_{\text{ox,(R4a)}}$, is calculated using Eyring's equation (Eyring, 1935) as

$$k_{\text{ox,(R4a)}} = \frac{k_{\text{B}}T}{h} \times \exp\left(-\frac{\Delta G_{\text{(R4a)}}^{\ddagger}}{RT}\right), \quad (8)$$

where $\Delta G_{\text{(R4a)}}^{\ddagger}$ is the Gibbs free energy of activation and h is Planck's constant. The obtained values of $k_{\text{ox,(R4a)}}$ are 2.8×10^5 , 2.2×10^6 , and 7.7×10^4 s⁻¹, corresponding to atmospheric half-lives of 3, 1, and 9 μs for de-, mono- and di-hydrated systems respectively. These values, in addition to those obtained for Reaction (R4b), indicate that SO₂SO₄⁻(H₂O)_{*n*} would react well before any collision with the most abundant atmospheric oxidants.

The values of $k_{\text{ox, bimol}}$ were obtained and they are given in Table 2. It can be seen from Table 2 that the formation of SO₃SO₃⁻(H₂O)_{*n*} from the SO₂ + SO₄⁻(H₂O)_{*n*} reaction is relatively fast at low relative humidity (RH). To the best of our knowledge, there are no experimental data available for direct comparison. However, we found that the rate constant, 1.5×10^{-10} cm³ molecule⁻¹ s⁻¹, of the unhydrated reaction is close to the rate constants of other similar reactions involving either SO₂ or SO₄⁻. For the SO₂ oxidation reaction by the CO₃⁻ anion, Fehsenfeld and Ferguson (1974) and Möhler et al. (1992) reported reaction rate constants of 2.3×10^{-10} and 4.7×10^{-10} cm³ molecule⁻¹ s⁻¹, respectively. Further, Fehsenfeld and Ferguson (1974) investigated the SO₄⁻ + NO₂ reaction and determined a rate constant $< 2 \times 10^{-11}$ cm³ molecule⁻¹ s⁻¹.

Considering the high computed rate constant of Reaction (R4a) at low RH, it is likely that SO₃SO₃⁻(H₂O)_{*n*} will form from the SO₂ and SO₄⁻(H₂O)_{*n*} collision at standard conditions. To evaluate the stability of the SO₃SO₃⁻(H₂O)_{*n*} clusters we considered its decomposition through two main processes: evaporation of a SO₃ molecule (Reaction R5a) and formation of SO₂SO₄⁻(H₂O)_{*n*} by the reverse direction of Reaction (R4a) (i.e. Reaction R5b).



We found Reaction (R5a) to be highly endothermic with Gibbs free energy changes 21.4, 17.6, and 15.0 kcal mol⁻¹

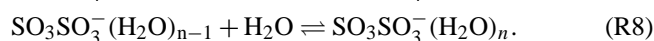
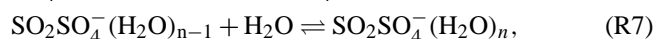
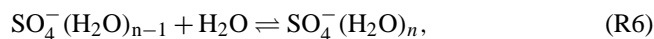
for $n = 0, 1,$ and $2,$ respectively (see Fig. 3). Thereby, decomposition of $\text{SO}_3\text{SO}_3^-(\text{H}_2\text{O})_n$ by SO_3 evaporation is negligible at standard conditions.

Reaction (R5b) has energy barriers of 14.0, 12.4, and 13.4 kcal mol $^{-1}$ for $n = 0, 1,$ and $2,$ respectively. The rate constants of this reaction at 298.15 K are $3.9 \times 10^2, 4.8 \times 10^3,$ and 8.9×10^2 s $^{-1}$, corresponding to half-lives of 1760, 145, and 782 μs for $n = 0, 1,$ and $2,$ respectively. These lifetimes are comparable to collision rates between SO_3SO_3^- and O_3 . It is therefore likely that SO_3SO_3^- will react with O_3 , e.g. forming $\text{SO}_4^-, \text{SO}_3,$ and O_2 , irreversibly preventing Reaction (R5). We therefore consider the SO_3SO_3^- cluster ion as a terminal sink for the $\text{SO}_2 + \text{SO}_4^-$ collision.

3.3 Equilibria and cluster distribution

Although ionic species in the atmosphere are mostly detected unhydrated, probably due to evaporation of water in the mass spectrometers, many anions are known to bind a few water molecules at typical tropospheric conditions (Seta, 2003; Husar et al., 2012; Bork et al., 2011). It is well known that the degree of solvation of chemical species affects their further reaction in the atmosphere. We therefore proceeded to examine the hydration state of the most stable anionic species studied in this work.

Upon SO_2 and $\text{SO}_4^-(\text{H}_2\text{O})_n$ collisions, the resulting product clusters will most likely undergo water condensation and evaporation in order for the thermal equilibrium to settle. In addition to Reactions (R3) and (R4a), the other relevant equilibria (as also shown in Fig. 1) are given below



For Reaction (R6), we found that the first and second water molecules bind with similar strength to the SO_4^- ion. The Gibbs free energy changes are determined to be $\Delta G_{(\text{R6})}^0 = -3.3$ and -3.1 kcal mol $^{-1}$ for $n = 1$ and $2,$ respectively (see Fig. 4). The comparison of the first hydration Gibbs free energy to the -5.1 kcal mol $^{-1}$ experimental value (Fehsenfeld and Ferguson, 1974) shows that we might be somewhat underestimating the hydration of SO_4^- at standard conditions. However, the values of the Gibbs free energy changes of Reaction (R6) indicate that the SO_4^- ion most likely binds at least two water molecules at standard conditions since the binding Gibbs free energies are more negative than the critical clustering energy. The critical clustering energy (represented as a dotted line on Fig. 4) calculated at 298.15 K and 50 % RH is $RT \times \ln([\text{H}_2\text{O}]) = -2.5$ kcal mol $^{-1}$.

Although the additions of the first and second water molecules to either SO_2SO_4^- or SO_3SO_3^- are thermodynamically favourable at standard conditions, the hydration energies of these species are less negative than the hydration energies of SO_4^- . Further, the Gibbs free energies of the first

and second water addition to SO_2SO_4^- and SO_3SO_3^- are both less negative than the critical clustering energy (see Fig. 4), and these ions are thus predicted to be mostly unhydrated at standard conditions.

The binding energies of larger hydrates were investigated using the B3LYP, CAM-B3LYP and PW91 functionals, although not CCSD(T)/aVDZ corrected due to computational expense. These data are shown in Figs. S2, S3 and S4 and indicate that the sulfur anions considered here are unlikely to bind more than a few water molecules. One possible exception to this is the SO_3SO_3^- cluster which is seen to form a somewhat stable tetrahydrate (e.g. $\Delta G_{\text{R6},n=3} = -2.1$ kcal mol $^{-1}$ for PW91/aVDZ), which may be present in noticeable concentrations.

After determining the thermodynamics of the above reactions, we can use the law of mass action,

$$\frac{[\text{SO}_4^-(\text{H}_2\text{O})_n]}{[\text{SO}_4^-(\text{H}_2\text{O})_{n-1}]} = [\text{H}_2\text{O}] \times \exp\left(-\frac{\Delta G_{(\text{R6})}^0}{RT}\right), \quad (9)$$

to calculate the relative concentrations of the different hydrates at given conditions. Equation (9) is written for Reaction (R6) and similar equations exist for Reactions (R3), (R4a), (R7), and (R8). Combining these, we can determine the relative abundance of all the hydrates at thermal equilibrium. The distribution at two different SO_2 concentrations, 2 ppb and 200 ppb, corresponding approximately to continental background air and urban air, respectively, and three different RHs (10, 50, and 90 %) are shown in Fig. 5. Similar figures assuming either a general underbinding or overbinding of 1 kcal mol $^{-1}$ are shown in Figs. S6 and S7, respectively. These reveal that the general hydration patterns of the $\text{SO}_4^-, \text{SO}_2\text{SO}_4^-$ and SO_3SO_3^- anions are quite insensitive to variations in binding energy of this magnitude. At 2 ppb of SO_2 , the equilibrium cluster population consists mostly of the SO_4^- hydrates regardless of the RH. When the concentration of SO_2 is 200 ppb, the SO_4^- hydrates still dominate the distribution at all RHs, but the SO_3SO_3^- hydrates are present in a moderate proportion. Further, an important feature is observed at 10 % RH where the unhydrated SO_3SO_3^- ion is the most abundant species (45 % of the total population). This result can be explained by three reasons:

- SO_2 and water concentrations are different only by 4 orders of magnitude under these conditions, compared to the 6 orders of magnitude in the case of 2 ppb of SO_2 .
- SO_2 binds more strongly to SO_4^- than water does.
- the concentrations of $\text{SO}_2\text{SO}_4^-, \text{SO}_3\text{SO}_3^-$, and separated SO_4^- and SO_2 are in thermal equilibrium.

Our results suggest that SO_2 oxidation in the SO_2SO_4^- complex would be most important in regions with low RH and high SO_2 concentration.

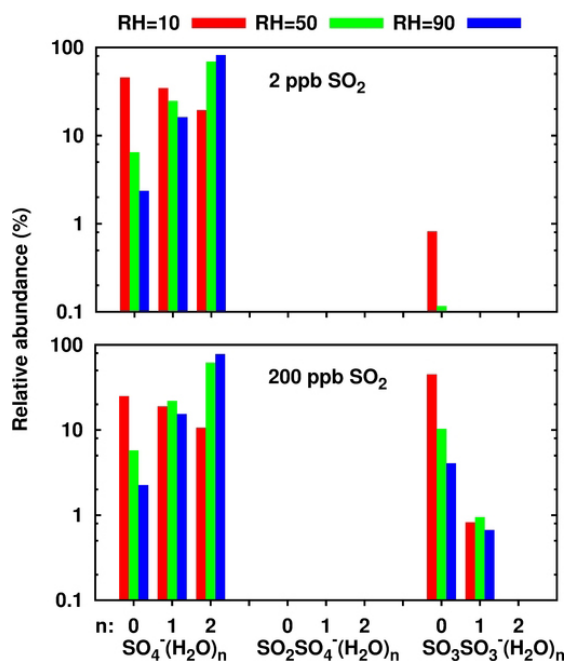


Figure 5. Distribution of the most stable anions in the reaction between SO_2 and $\text{SO}_4^-(\text{H}_2\text{O})_n$ at thermal equilibrium. Concentrations are calculated for 2 ppb and 200 ppb of SO_2 and relative humidity $\text{RH} = 10, 50,$ and 90% . The temperature is 298.15 K .

4 Conclusions

In this study, the chemical fate of atmospheric $\text{SO}_4^-(\text{H}_2\text{O})_n$ anionic clusters has been investigated by exploring its reaction with SO_2 using ab initio calculations and kinetic modelling. Geometries and formation Gibbs free energies of all relevant species, as well as the rate constant of formation of the products, were determined. The reaction leads to immediate formation of the $\text{SO}_2\text{SO}_4^-(\text{H}_2\text{O})_n$ reactant complex which is found to isomerize at standard conditions to $\text{SO}_3\text{SO}_3^-(\text{H}_2\text{O})_n$ by overcoming an energy barrier. The overall reaction is SO_2 oxidation by the $\text{SO}_4^-(\text{H}_2\text{O})_n$ anion.

In the $\text{SO}_2\text{SO}_4^-(\text{H}_2\text{O})_n$ isomerization to $\text{SO}_3\text{SO}_3^-(\text{H}_2\text{O})_n$, the transition state is slightly stabilized by the presence of a single water molecule, but destabilized when the reactant complex binds two water molecules. Instead, the presence of two water molecules favours the decomposition of the reactant complex to form the initial reactants. At standard conditions, the bimolecular oxidation rate constants are determined to 1.5×10^{-10} , 4.9×10^{-11} , and $2.6 \times 10^{-13}\text{ cm}^3\text{ molecule}^{-1}\text{ s}^{-1}$, for $n = 0, 1,$ and 2 , respectively. Discrepancies within the available ab initio data (Table 1) suggest that the reaction rate constants could, in fact, be significantly higher.

At a given temperature, the equilibrium distribution of the clusters depends on the SO_2 concentration and the relative humidity. At 298.15 K , the concentration of SO_3SO_3^- at equilibrium is highest for high SO_2 concentration (200 ppb)

and low relative humidity (10%). Under these conditions, SO_3SO_3^- is the most abundant species at thermal equilibrium in the $\text{SO}_2 + \text{SO}_4^-(\text{H}_2\text{O})_n$ reaction, and constitutes 45% of the total population.

The Supplement related to this article is available online at doi:10.5194/acp-15-495-2015-supplement.

Acknowledgements. We thank the ERC project 257360-MOCAPAF, the Academy of Finland (LASTU program project number 135054), and the Villum foundation for funding. We acknowledge the CSC-IT Centre for Science in Espoo, Finland, for computing time.

Edited by: F. Yu

References

- Alder, T. B., Knizia, G., and Werner, H.-J.: A simple and efficient CCSD(T)-F12 approximation, *J. Chem. Phys.*, 127, 221106-1–221106-4, doi:10.1063/1.2817618, 2007.
- Boldyrev, A. I. and Simons, J.: Isolated SO_4^{2-} and PO_3^- anions do not exist, *J. Phys. Chem.*, 98, 2298–2300, 1994.
- Bork, N., Kurtén, T., Enghoff, M. B., Pedersen, J. O. P., Mikkelsen, K. V., and Svensmark, H.: Ab initio studies of $\text{O}_2^-(\text{H}_2\text{O})_n$ and $\text{O}_3^-(\text{H}_2\text{O})_n$ anionic molecular clusters, $n \leq 12$, *Atmos. Chem. Phys.*, 11, 7133–7142, doi:10.5194/acp-11-7133-2011, 2011.
- Bork, N., Kurtén, T., Enghoff, M. B., Pedersen, J. O. P., Mikkelsen, K. V., and Svensmark, H.: Structures and reaction rates of the gaseous oxidation of SO_2 by an $\text{O}_3^-(\text{H}_2\text{O})_{0-5}$ cluster – a density functional theory investigation, *Atmos. Chem. Phys.*, 12, 3639–3652, doi:10.5194/acp-12-3639-2012, 2012.
- Bork, N., Kurtén, T., and Vehkamäki, H.: Exploring the atmospheric chemistry of O_2SO_3^- and assessing the maximum turnover number of ion-catalysed H_2SO_4 formation, *Atmos. Chem. Phys.*, 13, 3695–3703, doi:10.5194/acp-13-3695-2013, 2013.
- Bork, N., Loukonen, V., and Vehkamäki, H.: Reactions and reaction rate of atmospheric SO_2 and $\text{O}_3^-(\text{H}_2\text{O})_n$ collisions via molecular dynamics simulations, *J. Phys. Chem. A*, 117, 3143–3148, doi:10.1021/jp311103z, 2013b.
- Bork, N., Du, L., and Kjaergaard, H. G.: Identification and characterization of the HCl-DMS gas phase molecular complex via infrared spectroscopy and electronic structure calculations, *J. Phys. Chem. A*, 118, 1384–1389, doi:10.1021/jp411567x, 2014.
- Bork, N., Du, L., Reiman, H., Kurtén, T., and Kjaergaard, H. G.: Benchmarking ab initio binding energies of hydrogen-bonded molecular clusters based on FTIR spectroscopy, *J. Phys. Chem. A*, 118, 5316–5322, doi:10.1021/jp5037537, 2014.
- Dawson, M. L., Varner, M. E., Perraud, V., Ezell, M. J., Gerber, R. B., and Finlayson-Pitts, B. J.: Simplified mechanism for new particle formation from methanesulfonic acid, amines, and water via experiments and ab initio calculations, *P. Natl. Acad. Sci. USA*, 109, 18719–18724, 2012.

- Dunning, T. H.: Gaussian basis sets for use in correlated molecular calculations. I. The atoms boron through neon and hydrogen, *J. Chem. Phys.*, 90, 1007–1023, 1989.
- Ehn, M., Junninen, H., Petäjä, T., Kurtén, T., Kerminen, V.-M., Schobesberger, S., Manninen, H. E., Ortega, I. K., Vehkamäki, H., Kulmala, M., and Worsnop, D. R.: Composition and temporal behavior of ambient ions in the boreal forest, *Atmos. Chem. Phys.*, 10, 8513–8530, doi:10.5194/acp-10-8513-2010, 2010.
- Elm, J., Bilde, M., and Mikkelsen, K. V.: Assessment of density functional theory in predicting structures and free energies of reaction of atmospheric pre-nucleation clusters, *J. Chem. Theory Comput.*, 8, 2071–2077, doi:10.1021/ct300192p, 2012.
- Enghoff, M. B., Bork, N., Hattori, S., Meusinger, C., Nakagawa, M., Pedersen, J. O. P., Danielache, S., Ueno, Y., Johnson, M. S., Yoshida, N., and Svensmark, H.: An isotopic analysis of ionising radiation as a source of sulphuric acid, *Atmos. Chem. Phys.*, 12, 5319–5327, doi:10.5194/acp-12-5319-2012, 2012.
- Eyring, H.: The activated complex in chemical reactions, *J. Chem. Phys.*, 3, 107–114, doi:10.1063/1.1749604, 1935.
- Fahey, D. W., Böhringer, H., Fehsenfeld, F. C., and Ferguson, E. E.: Reaction rate constants for $\text{O}_2^-(\text{H}_2\text{O})_n$ ions $n = 0$ to 4, with O_3 , NO , SO_2 , and CO_2 , *J. Chem. Phys.*, 76, 1799–1805, doi:10.1063/1.443220, 1982.
- Fehsenfeld, F. C. and Ferguson, E. E.: Laboratory studies of negative ion reactions with atmospheric trace constituents, *J. Chem. Phys.*, 61, 3181–3193, 1974.
- Frisch, M. J., Trucks, G. W., Schlegel, H. B., Scuseria, G. E., Robb, M. A., Cheeseman, J. R., Scalmani, G., Barone, V., Mennucci, B., Petersson, G. A., Nakatsuji, H., Caricato, M., Li, X., Hratchian, H. P., Izmaylov, A. F., Bloino, J., Zheng, G., Sonnenberg, J. L., Hada, M., Ehara, M., Toyota, K., Fukuda, R., Hasegawa, J., Ishida, M., Nakajima, T., Honda, Y., Kitao, O., Nakai, H., Vreven, T., Montgomery, J. A., Peralta, Jr. J. E., Ogliaro, F., Bearpark, M., Heyd, J. J., Brothers, E., Kudin, K. N., Staroverov, V. N., Keith, T., Kobayashi, R., Normand, J., Raghavachari, K., Rendell, A., Burant, J. C., Iyengar, S. S., Tomasi, J., Cossi, M., Rega, N., Millam, J. M., Klene, M., Knox, J. E., Cross, J. B., Bakken, V., Adamo, C., Jaramillo, J., Gomperts, R., Stratmann, R. E., Yazyev, O., Austin, A. J., Cammi, R., Pomelli, C., Ochterski, J. W., Martin, R. L., Morokuma, K., Zakrzewski, V. G., Voth, G. A., Salvador, P., Dannenberg, J. J., Dapprich, S., Daniels, A. D., Farkas, Ö., Foresman, J. B., Ortiz, J. V., Cioslowski, J., and Fox, D. J.: Gaussian 09, Revision, D.01, Gaussian, Inc., Wallingford CT, 2009.
- Fukui, K.: The path of chemical reactions – the IRC approach, *Accounts Chem. Res.*, 14, 363–368, 1981.
- Harris, E., Sinha, B., van Pinxteren, D., Tilgner, A., Fomba, K. W., Schneider, J., Roth, A., Gnauk, T., Fahlbusch, B., Mertes, S., Lee, T., Collett, J., Foley, S., Borrmann, S., Hoppe, P., and Herrmann, H.: Enhanced role of transition metal ion catalysis during in-cloud oxidation of SO_2 , *Science*, 340, 727, doi:10.1126/science.1230911, 2013.
- Herb, J., Xu, Y., Yu, F., and Nadykto, A. B.: Large hydrogen-bonded pre-nucleation $(\text{HSO}_4^-)(\text{H}_2\text{SO}_4)_m(\text{H}_2\text{O})_k$ and $(\text{HSO}_4^-)(\text{NH}_3)(\text{H}_2\text{SO}_4)_m(\text{H}_2\text{O})_k$ clusters in the Earth's atmosphere, *J. Phys. Chem. A*, 117, 133–152, 2013.
- Husar, D. E., Temelso, B., Ashworth, A. L., and Shields, G. C.: Hydration of the bisulfate ion: atmospheric implications, *J. Phys. Chem. A*, 116, 5151–5163, doi:10.1021/jp300717j, 2012.
- Kirkby, J., Curtius, J., Almeida, J., Dunne, E., Duplissy, J., Ehrhart, S., Franchin, A., Gagné, S., Ickes, L., Kürten, A., Kupc, A., Metzger, A., Riccobono, F., Rondo, L., Schobesberger, S., Tsagkogeorgas, G., Wimmer, D., Amorim, A., Bianchi, F., Breitenlechner, M., David, A., Dommen, J., downward, A., Ehn, M., Flagan, R. C., Haider, S., Hanse, A., Hauser, D., Jud, W., Junninen, H., Kreiss, F., Kvashin, A., Laaksonen, A., Lehtipalo, K., Lima, J., Lovejoy, E. R., Makhmutov, V., Mathot, S., Mikkilä, J., Minginette, P., Mogo, S., Nieminen, T., Onnela, A., Pereira, P., Petäjä, T., Schnitzhofer, R., Seinfeld, J. H., Sipilä, M., Stozhkov, Y., Stratmann, F., Tomé, A., Vanhanen, J., Viisanen, Y., Virtala, A., Wagner, P. E., Walther, H., Weingartner, E., Wex, H., Winkler, P. M., Carslaw, K. S., Worsnop, D. R., Baltensperger, U., and Kulmala, M.: Role of sulphuric acid, ammonia and galactic cosmic rays in atmospheric aerosol nucleation, *Nature*, 476, 429–435, 2011.
- Mauldin III, R. L., Berndt, T., Sipilä, M., Paasonen, P., Petäjä, T., Kim, S., Kurtén, T., Stratmann, F., Kerminen, V.-M., and Kulmala, M.: A new atmospherically relevant oxidant of sulphur dioxide, *Nature*, 488, 193–196, 2012.
- Möhler, O., Reiner, T., and Arnold, F.: The formation of SO_5^- by gas phase ion-molecule reactions, *J. Chem. Phys.*, 97, 8233–8239, 1992.
- Nadykto, A. B. and Yu, F.: Uptake of neutral polar vapor molecules by charged clusters/particles: enhancement due to dipole-charge interaction, *J. Geophys. Res.*, 108, 4717, doi:10.1029/2003JD003664, 2003.
- Nadykto, A. B., Yu, F., and Herb, J.: Towards understanding the sign preference in binary atmospheric nucleation, *Phys. Chem. Chem. Phys.*, 10, 7073–7078, 2008.
- Ortega, I. K., Kupiainen, O., Kurtén, T., Olenius, T., Wilkman, O., McGrath, M. J., Loukonen, V., and Vehkamäki, H.: From quantum chemical formation free energies to evaporation rates, *Atmos. Chem. Phys.*, 12, 225–235, doi:10.5194/acp-12-225-2012, 2012.
- Peng, C., Ayala, P. Y., Schlegel, H. B., and Frisch, M. J.: Using redundant internal coordinates to optimize equilibrium geometries and transition states, *J. Comput. Chem.*, 17, 49–56, 1996.
- Peterson, K. A., Alder, T. B., and Werner, H.-J.: Systematically converged basis set for explicitly correlated wavefunctions: the atoms H, He, B-Ne, and Al-Ar, *J. Chem. Phys.*, 128, 084102-1–084102-12, doi:10.1063/1.2831537, 2008.
- Purvis, G. D. and Bartlett, R. J.: A full coupled cluster singles and doubles model: the inclusion of disconnected triples, *J. Chem. Phys.*, 76, 1910–1918, doi:10.1063/1.443164, 1982.
- Seta, T., Yamamoto, M., Nishioka, M., and Sadakata, M.: Structures of hydrated oxygen anion clusters: DFT calculations for $\text{O}^-(\text{H}_2\text{O})_n$, $\text{O}_2^-(\text{H}_2\text{O})_n$, and $\text{O}_3^-(\text{H}_2\text{O})_n$ ($n = 0-4$), *J. Phys. Chem. A*, 107, 962–967, doi:10.1021/jp0271662, 2003.
- Su, T. and Bowers, M. T.: Theory of ion polar molecule collisions. Comparison with experimental charge transfer reactions of rare gas ions to geometric isomers of difluorobenzene and dichloroethylene, *J. Chem. Phys.*, 58, 3027–3037, doi:10.1063/1.1679615, 1973.
- Su, T. and Chesnavich, W. J.: Parametrization of the ion-polar molecule collision rate constant by trajectory calculations, *J. Chem. Phys.*, 76, 5183–5185, doi:10.1063/1.442828, 1982.
- Tsona, T. N., Bork, N., and Vehkamäki, H.: On the gas-phase reaction between SO_2 and $\text{O}_2^-(\text{H}_2\text{O})_{0-3}$ clusters – an

- ab initio study, *Phys. Chem. Chem. Phys.*, 16, 5987–5992, doi:10.1039/c3cp54715a, 2014.
- Vehkamäki, H.: *Classical Nucleation Theory in Multicomponent Systems*, Springer, Berlin, 2006.
- Vereecken, L., Harder, H., and Novelli, A.: The reaction of Criegee intermediates with NO, RO_2 , and SO_2 , and their fate in the atmosphere, *Phys. Chem. Chem. Phys.*, 14, 14682–14695, doi:10.1039/c2cp42300f, 2012.
- Wang, X.-B., Nicholas, J. B., and Wang, L.-S.: Electronic instability of isolated SO_4^{2-} and its solvation stabilization, *J. Chem. Phys.*, 113, 10837–10840, doi:10.1063/1.1333703, 2000.
- Welz, O., Savee, J. D., Osborn, D. L., Vasu, S. S., Percival, C. J., Shallcross, D. E., and Taatjes, C. A.: Direct kinetic measurements of criegee intermediate (CH_2OO) formed by reaction of CH_2I with O_2 , *Science*, 335, 204–207, doi:10.1126/science.1213229, 2012.
- Werner, H.-J., Knowles, P. J., Knizia, G., Manby, F. R., and Schütz, M.: Molpro: a general-purpose quantum chemistry program package, *WIREs Comput. Mol. Sci.*, 2, 242–253, doi:10.1002/wcms.82, 2012a.
- Werner, H.-J., Knowles, P. J., Knizia, G., Manby, F. R., Schütz, M., Celani, P., Korona, T., Lindh, R., Mitrushenkov, A., Rauhut, G., Shamasundar, K. R., Adler, T. B., Amos, R. D., Bernhardsson, A., Berning, A., Cooper, D. L., Deegan, M. J. O., Dobbyn, A. J., Eckert, F., Goll, E., Hampel, C., Hesselmann, A., Hetzer, G., Hrenar, T., Jansen, G., Köppl, C., Liu, Y., Lloyd, A. W., Mata, R. A., May, A. J., McNicholas, S. J., Meyer, W., Mura, M. E., Nicklass, A., O'Neill, D. P., Palmieri, P., Peng, D., Pflüger, K., Pitzer, R., Reiher, M., Shiozaki, T., Stoll, H., Stone, A. J., Tarroni, R., Thorsteinsson, T., and Wang, M.: MOLPRO, version 2012.1, a package of ab initio programs, available at: <http://www.molpro.net> (last access: 4 December 2013), 2012b.
- Yanai, T., Tew, D. P., and Handy, N. C.: A new hybrid exchange-correlation functional using the Coulomb-attenuating method (CAM-B3LYP), *Chem. Phys. Lett.*, 393, 51–57, 2004.