



High-resolution Assays Combined with HPLC-HRMS-SPE-ttNMR for Identification of Antidiabetic Compounds in root of *Scutellaria Baicalensis*

Tahtah, Yousof; Jønsson, Louise H.; Nyberg, Nils; Jäger, Anna; Stærk, Dan

Publication date:
2014

Citation for published version (APA):
Tahtah, Y., Jønsson, L. H., Nyberg, N., Jäger, A., & Stærk, D. (2014). *High-resolution Assays Combined with HPLC-HRMS-SPE-ttNMR for Identification of Antidiabetic Compounds in root of Scutellaria Baicalensis*. Poster session presented at 35th Danish NMR Meeting, Kobbæk Strand, Denmark.

High-resolution Assays Combined with HPLC-HRMS-SPE-*tt*NMR for Identification of Antidiabetic Compounds in root of *Scutellaria Baicalensis*

Yusof Tahtah, Louise H. Jønsson, Nils Nyberg, Anna K. Jäger, Dan Stærk

Natural Products Research, Department of Drug Design and Pharmacology, Faculty of Health and Medical Sciences, Universitetsparken 2, DK-2100, Copenhagen.
E-mail: yousof.tahtah@sund.ku.dk

Abstract

This work describes an analytical platform based on high-resolution radical scavenging and high-resolution α -glucosidase inhibition assays in combination with hyphenation of high-performance liquid chromatography, high-resolution mass spectrometry, solid-phase extraction, and tube-transfer nuclear magnetic resonance spectroscopy, *i.e.*, HPLC-HRMS-SPE-*tt*NMR/high-resolution radical scavenging and high-resolution α -glucosidase assays. The platform enables fast screening of complex matrices for individual analytes with α -glucosidase inhibitory and radical scavenging activity, followed by structural identification targeted the active analytes only.

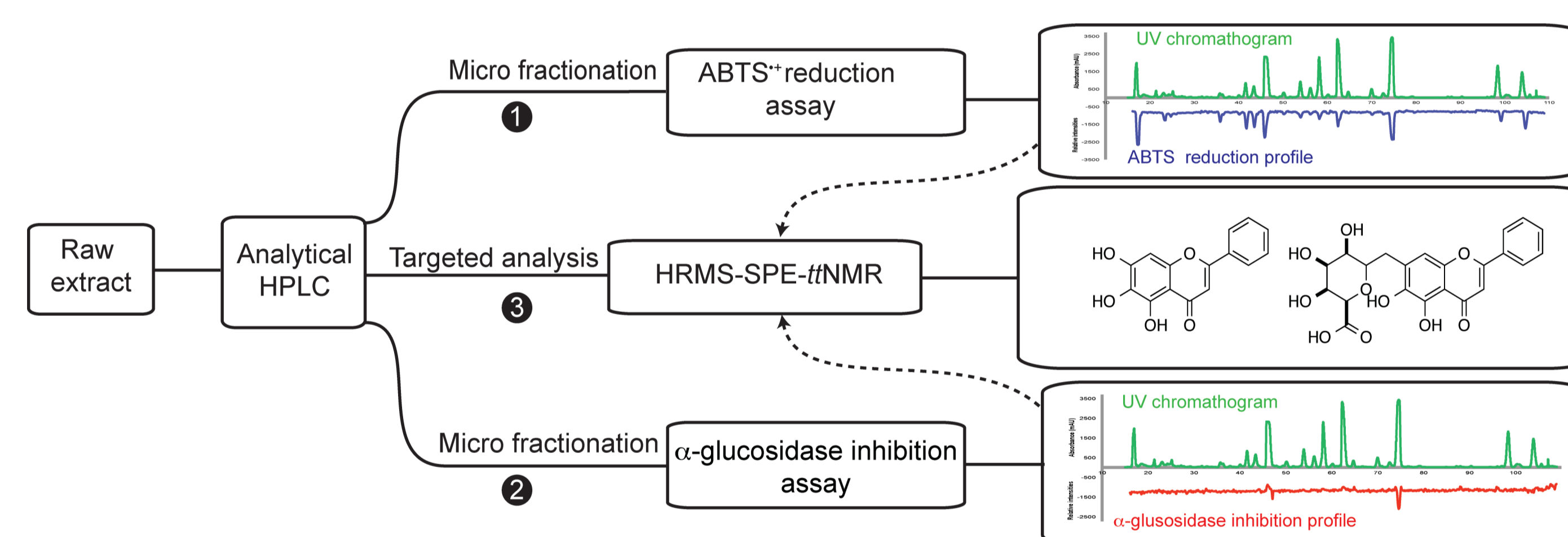
Introduction

Type 2 diabetes is one of the most prevalent diseases affecting 246 million worldwide and its incidence and serious complications continue to grow rapidly. Patients with type 2 diabetes suffer from a series of micro- and macrovascular complications such as visual impairment, blindness, neuropath, kidney failure and cardiovascular diseases.

Radix Scutellaria is the dried root of the medicinal plant *Scutellaria baicalensis*. *Radix Scutellaria* is officially listed in the Chinese Pharmacopoeia and Japanese Pharmacopoeia, and exhibits a variety of therapeutic effects and has long history of application in traditional formulation and in modern herbal medication – and is also used as a food additive.

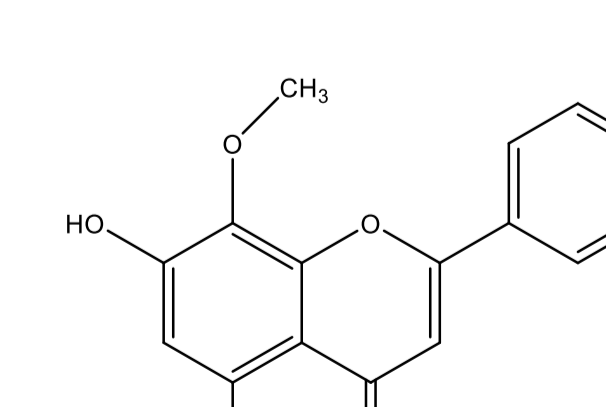
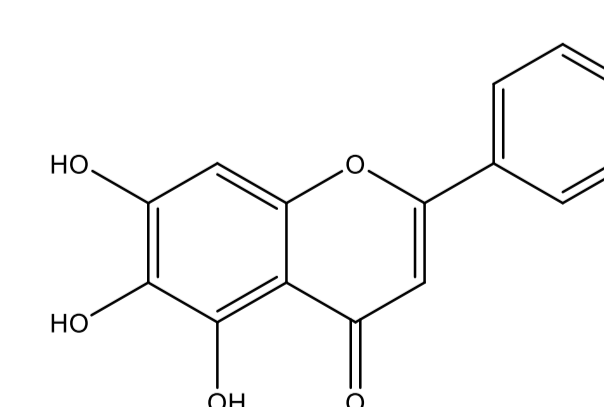
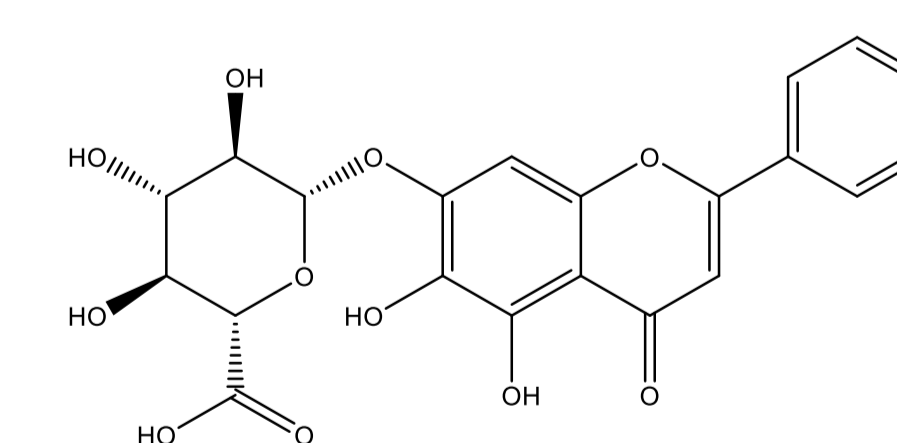
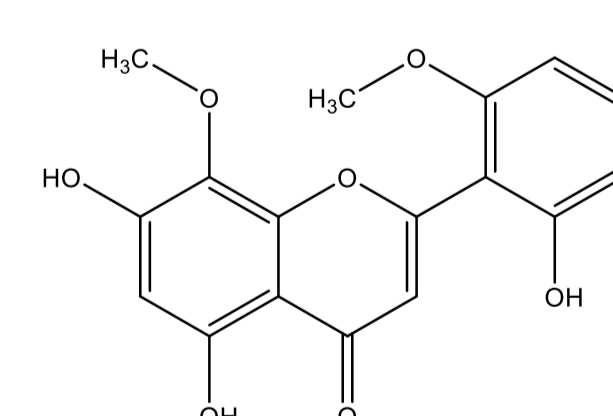
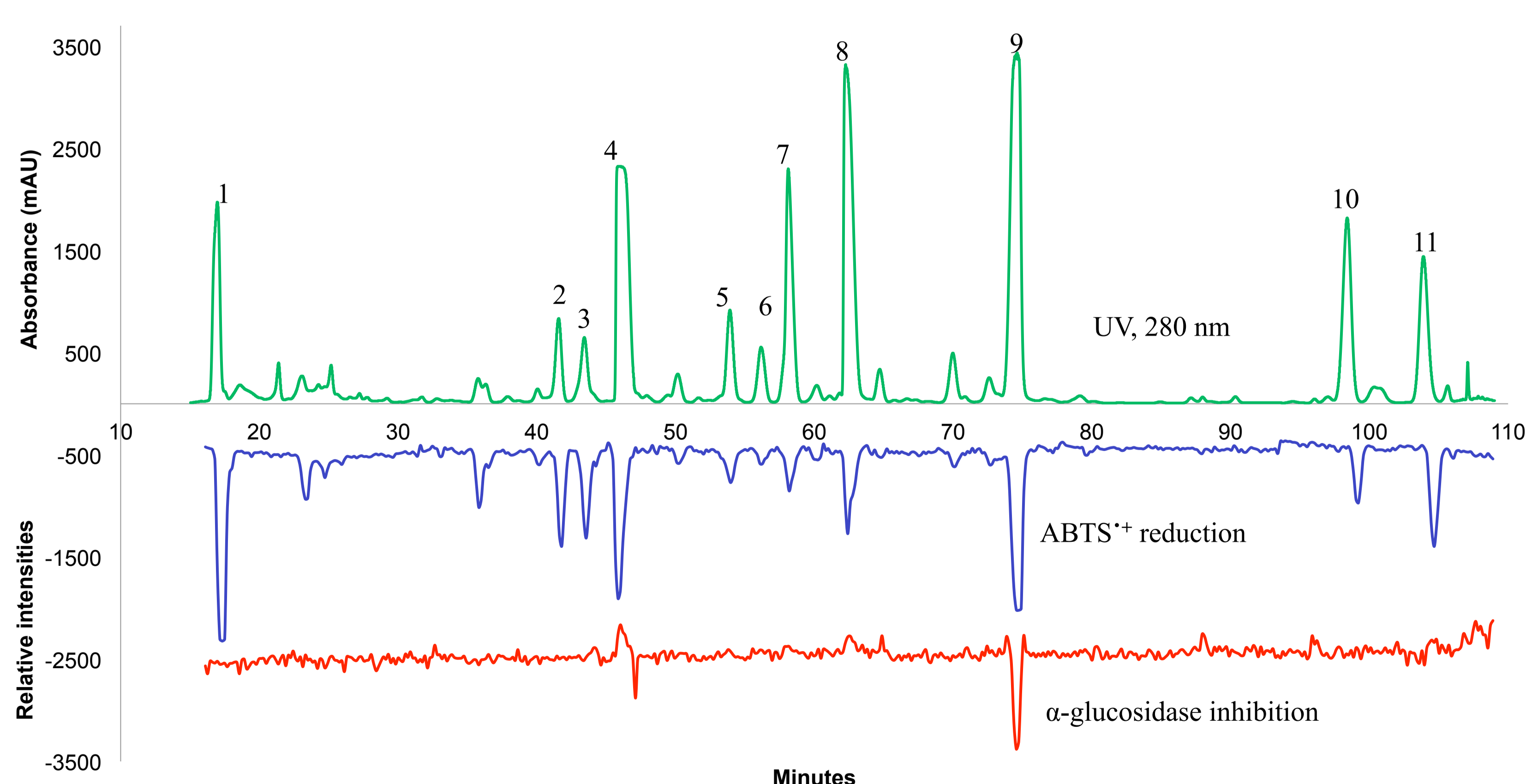
Method

Figure 1. Schematic representation of HPLC-HRMS-SPE-*tt*NMR analysis of *Radix Scutellaria* extract guided by high-resolution ABTS^{•+} reduction and α -glucosidase inhibition profiles. **Path 1:** microfractionation into six 96-well microplates followed by ABTS^{•+} reduction assay of each microfraction to produce high-resolution ABTS^{•+} reduction profile. **Path 2:** microfractionation into six 96-well microplates followed by α -glucosidase inhibition assay to produce high-resolution α -glucosidase inhibition profile. **Path 3:** HPLC-HRMS-SPE-*tt*NMR analysis targeting antioxidants and α -glucosidase inhibitory metabolites identified in the preceding procedures.



Results

Figure 2. High-resolution α -glucosidase inhibition and radical scavenging profiles of *Radix Scutellaria* with overlaid HPLC chromatogram at 280 nm. Peaks are numbered sequentially with increasing elution order. The radical scavenging and α -glucosidase inhibition profiles provide good resolution that allows disclosure of the individual metabolites responsible for the observed activities, that is, **correlating peaks in the biochromatogram with individual peaks in the overlaid HPLC chromatograms.**



Concluding Remarks

This work describe the development of a bioassay-coupled HPLC-HRMS-SPE-*tt*NMR platform for identification of radical scavengers and α -glucosidase inhibitors in an extract of *Radix Scutellaria*. The biochromatogram can be used to pinpoint HPLC-analytes with bioactivity.

Acknowledgments

This work was supported by the Drug Research Academy, University of Copenhagen.