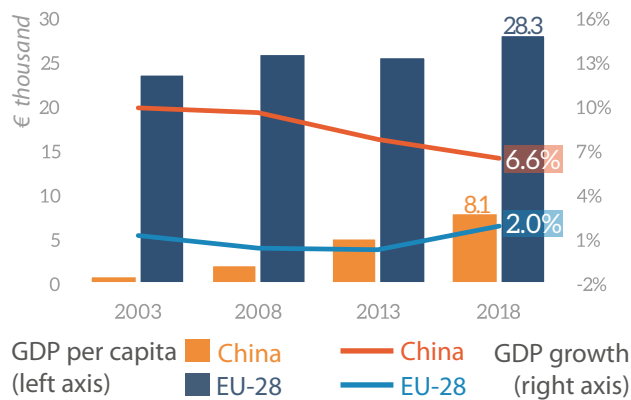
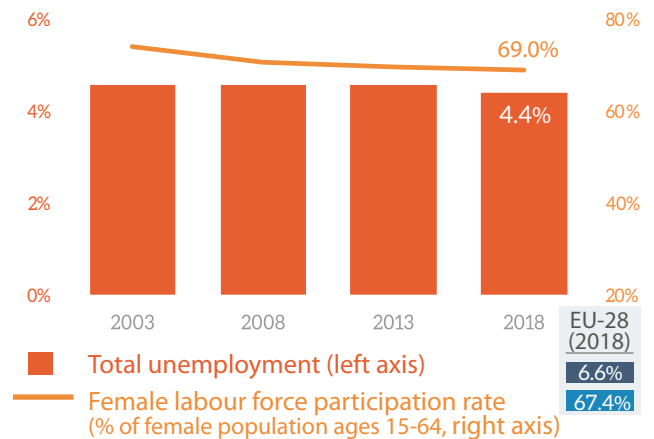


China: Economic indicators and trade with EU

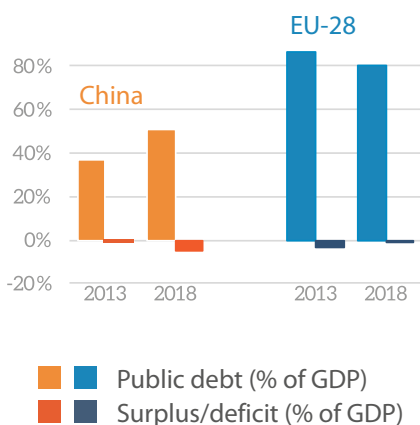
GDP per capita (€) and annual growth (%) in China and the EU-28



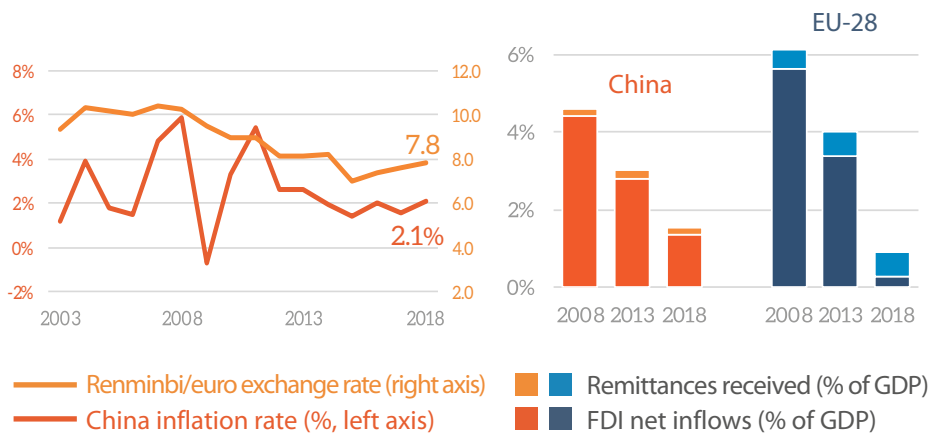
China total unemployment and female labour market participation



Public finances, monetary and financial data



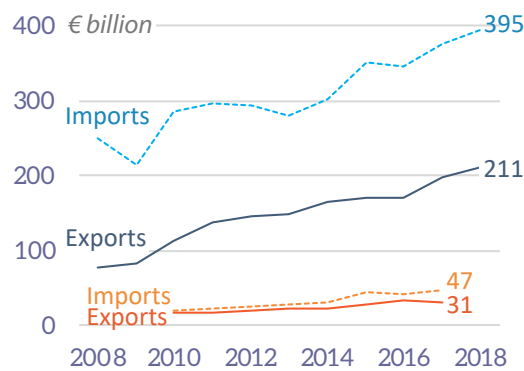
FDI and remittances to China and the EU-28



Chinese business environment and socio-economic indicators



EU trade with China



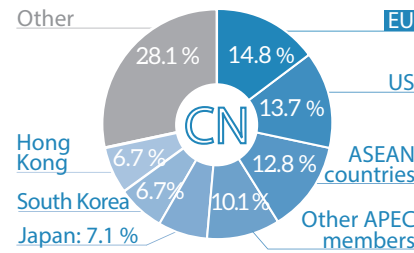
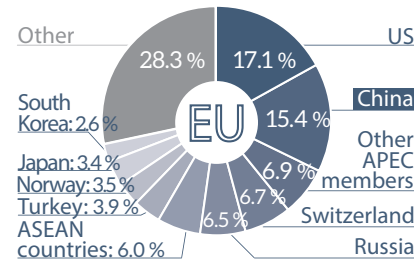
■ Goods (2008-2018)
■ Services (2010-2017)



China: Economic indicators and trade with EU

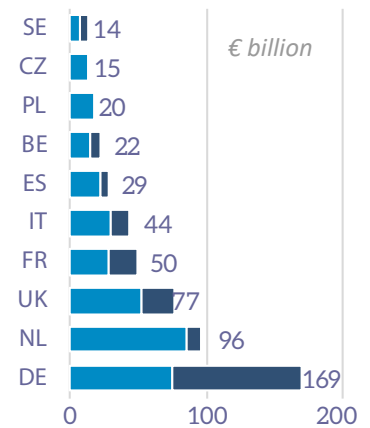
Main trade partners (2018)

Trade in goods, exports plus imports



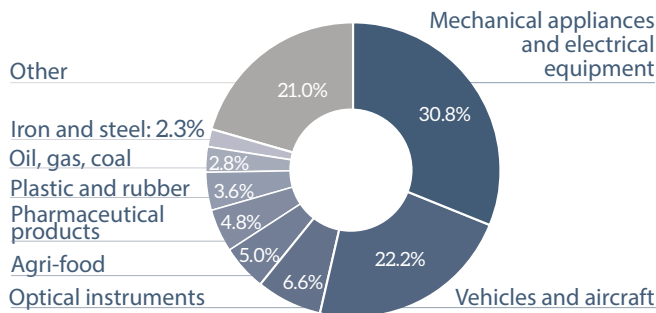
Top EU partners (2018)

Trade in goods

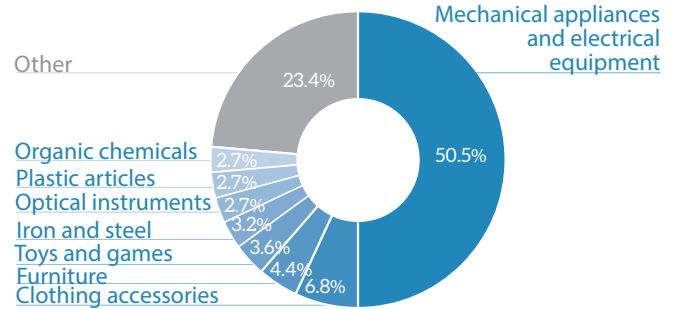


■ EU exports to China
■ EU imports from China

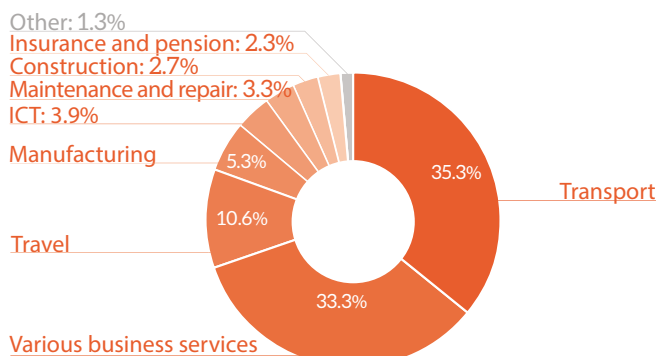
EU exports of goods to China (2018)



EU imports of goods from China (2018)

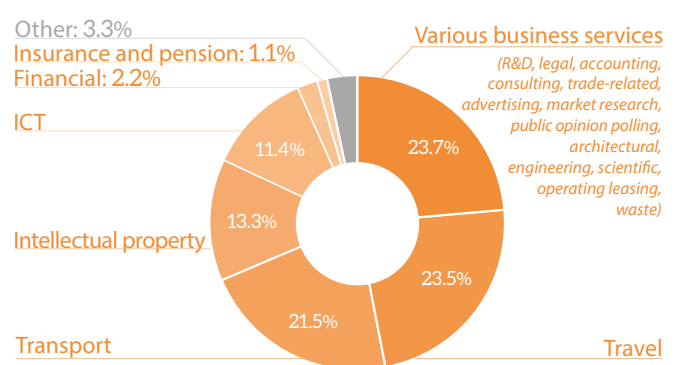


EU exports of services to China (2017)



Various business services (Legal, accounting, consulting, R&D, architectural, engineering, scientific, advertising, market research, public opinion, trade-related, operating leasing, waste treatment and de-pollution)

EU imports of services from China (2017)



Notes

GlobalStat is a project developed by the European University Institute's Global Governance Programme (Italy) and the Francisco Manuel dos Santos Foundation (Portugal).
Data sources for page 1: GDP figures and inflation are from IMF WEO (October 2019) and Eurostat (November 2019); Labour market data are from World Bank WDI based on ILO KILM (2019); FDI and remittances data are estimates from World Bank staff based on IMF BoP data (2019); HDI and GINI index is an average value for the period 2010-2017 as reported in the UNDP HDR (2019), and (*) is re-scaled from 0-1 to 0-100 for better comparability.
Data sources for page 2: EU trade with China, Main trade partners (EU), Top EU partners (goods), EU exports of goods to China (%) and EU imports of goods from China (%) are from ComExt, Eurostat; Other APEC members = Australia, Canada, Chile, Hong Kong, New Zealand, Papua New Guinea, Peru; ASEAN countries: Brunei, Cambodia, Indonesia, Laos, Malaysia, Myanmar, Philippines, Singapore, Thailand, Vietnam; Trade in services are from Eurostat; Main trade partners (China) are from IMF; Other APEC members = Australia, Canada, Chile, Mexico, New Zealand, Papua New Guinea, Peru, Russia; ASEAN countries: Brunei, Cambodia, Indonesia, Laos, Malaysia, Myanmar, Philippines, Singapore, Thailand, Vietnam.

This is an updated edition of an 'At a Glance' note published in October 2018.

This document is prepared for, and addressed to, the Members and staff of the European Parliament as background material to assist them in their parliamentary work. The content of the document is the sole responsibility of its author(s) and any opinions expressed herein should not be taken to represent an official position of the Parliament. Reproduction and translation for non-commercial purposes are authorised, provided the source is acknowledged and the European Parliament is given prior notice and sent a copy. © European Union & GlobalStat, 2019.