



Fairfield University
DigitalCommons@Fairfield

Physics Faculty Publications

Physics Department

1-1-2009

Precise Measurement of the Neutron Magnetic Form Factor G_M in the Few-GeV² Region

J. Lachniet

Angela Biselli

Fairfield University, abiselli@fairfield.edu

CLAS Collaboration

Follow this and additional works at: <https://digitalcommons.fairfield.edu/physics-facultypubs>

Copyright American Physical Society Publisher final version available at <http://prl.aps.org/pdf/PRL/v102/i19/e192001>

Peer Reviewed

Repository Citation

Lachniet, J.; Biselli, Angela; and CLAS Collaboration, "Precise Measurement of the Neutron Magnetic Form Factor G_M in the Few-GeV² Region" (2009). *Physics Faculty Publications*. 53.

<https://digitalcommons.fairfield.edu/physics-facultypubs/53>

Published Citation

J. Lachniet et al. [CLAS Collaboration], "Precise Measurement of the Neutron Magnetic Form Factor G_M in the Few-GeV² Region", *Physics Review Letters* 102.19 (2009) DOI: 10.1103/PhysRevLett.102.192001

This item has been accepted for inclusion in DigitalCommons@Fairfield by an authorized administrator of DigitalCommons@Fairfield. It is brought to you by DigitalCommons@Fairfield with permission from the rights-holder(s) and is protected by copyright and/or related rights. You are free to use this item in any way that is permitted by the copyright and related rights legislation that applies to your use. For other uses, you need to obtain permission from the rights-holder(s) directly, unless additional rights are indicated by a Creative Commons license in the record and/or on the work itself. For more information, please contact digitalcommons@fairfield.edu.

Precise Measurement of the Neutron Magnetic Form Factor G_M^n in the Few-GeV² Region

J. Lachniet,^{1,2} A. Afanasev,³ H. Arenhövel,⁴ W. K. Brooks,⁵ G. P. Gilfoyle,⁶ D. Higinbotham,⁷ S. Jeschonnek,⁸ B. Quinn,¹ M. F. Vineyard,⁹ G. Adams,³⁷ K. P. Adhikari,² M. J. Amarian,² M. Anghinolfi,²⁶ B. Asavapibhop,³² G. Asryan,⁴⁴ H. Avakian,^{25,7} H. Bagdasaryan,² N. Baillie,⁴³ J. P. Ball,¹¹ N. A. Baltzell,⁴⁰ S. Barrow,²¹ V. Batourine,^{30,7} M. Battaglieri,²⁶ K. Beard,²⁹ I. Bedlinskiy,²⁸ M. Bektasoglu,^{35,2} M. Bellis,¹ N. Benmouna,²² B. L. Berman,²² A. S. Biselli,¹⁹ B. E. Bonner,³⁸ C. Bookwalter,²¹ S. Bouchigny,^{7,27} S. Boiarinov,^{28,7} R. Bradford,¹ D. Branford,¹⁸ W. J. Briscoe,²² S. Bültmann,² V. D. Burkert,⁷ J. R. Calarco,³³ S. L. Careccia,² D. S. Carman,⁷ L. Casey,¹⁴ L. Cheng,¹⁴ P. L. Cole,^{7,24} A. Coleman,^{45,43} P. Collins,¹¹ D. Cords,⁷ P. Corvisiero,²⁶ D. Crabb,⁴² V. Crede,²¹ J. P. Cummings,³⁷ D. Dale,²⁴ A. Daniel,³⁵ N. Dashyan,⁴⁴ R. De Masi,¹⁵ R. De Vita,²⁶ E. De Sanctis,²⁵ P. V. Degtyarenko,⁷ H. Denizli,³⁶ L. Dennis,²¹ A. Deur,⁷ S. Dhamija,²⁰ K. V. Dharmawardane,² K. S. Dhuga,²² R. Dickson,¹ C. Djalali,⁴⁰ G. E. Dodge,² D. Doughty,^{16,7} P. Dragovitsch,²¹ M. Dugger,¹¹ S. Dytman,³⁶ O. P. Dzyubak,⁴⁰ H. Egiyan,^{43,33} K. S. Egiyan,⁴⁴ L. El Fassi,¹⁰ L. Elouadrhiri,^{16,7} A. Empl,³⁷ P. Eugenio,²¹ R. Fatemi,⁴² G. Fedotov,³⁹ R. Fersch,⁴³ R. J. Feuerbach,¹ T. A. Forest,^{2,24} A. Fradi,²⁷ M. Y. Gabrielyan,²⁰ M. Garçon,¹⁵ G. Gavalian,^{33,2} N. Gevorgyan,⁴⁴ K. L. Giovanetti,²⁹ F. X. Girod,^{7,15} J. T. Goetz,¹² W. Gohn,¹⁷ E. Golovatch,^{26,39} R. W. Gothe,⁴⁰ L. Graham,⁴⁰ K. A. Griffioen,⁴³ M. Guidal,²⁷ M. Guillo,⁴⁰ N. Guler,² L. Guo,^{46,7} V. Gyurjyan,⁷ C. Hadjidakis,²⁷ K. Hafidi,¹⁰ H. Hakobyan,^{44,5,7} C. Hanretty,²¹ J. Hardie,^{16,7} N. Hassall,²³ D. Heddle,^{16,7} F. W. Hersman,³³ K. Hicks,³⁵ I. Hleiqawi,³⁵ M. Holtrop,³³ J. Hu,³⁷ M. Huertas,⁴⁰ C. E. Hyde-Wright,² Y. Ilieva,⁴⁰ D. G. Ireland,²³ B. S. Ishkhanov,³⁹ E. L. Isupov,³⁹ M. M. Ito,⁷ D. Jenkins,⁴¹ H. S. Jo,²⁷ J. R. Johnstone,²³ K. Joo,^{42,17} H. G. Juengst,^{14,2} T. Kageya,⁷ N. Kalantarians,² D. Keller,³⁵ J. D. Kellie,²³ M. Khandaker,³⁴ P. Khetarpal,³⁷ K. Y. Kim,³⁶ K. Kim,³⁰ W. Kim,³⁰ A. Klein,² F. J. Klein,^{7,20,14} M. Klusman,³⁷ P. Konczykowski,¹⁵ M. Kossov,²⁸ L. H. Kramer,^{20,7} V. Kubarovskiy,⁷ J. Kuhn,¹ S. E. Kuhn,² S. V. Kuleshov,^{28,5} V. Kuznetsov,³⁰ J. M. Laget,^{15,7} J. Langheinrich,⁴⁰ D. Lawrence,³² A. C. S. Lima,²² K. Livingston,²³ M. Lowry,⁷ H. Y. Lu,⁴⁰ K. Lukashin,^{7,14} M. MacCormick,²⁷ S. Malace,⁴⁰ J. J. Manak,⁷ N. Markov,¹⁷ P. Mattione,³⁸ S. McAleer,²¹ M. E. McCracken,¹ B. McKinnon,²³ J. W. C. McNabb,¹ B. A. Mecking,⁷ M. D. Mestayer,⁷ C. A. Meyer,¹ T. Mibe,³⁵ K. Mikhailov,²⁸ T. Mineeva,¹⁷ R. Minehart,⁴² M. Mirazita,²⁵ R. Miskimen,³² V. Mokeev,^{39,7} B. Moreno,²⁷ K. Moriya,¹ S. A. Morrow,^{15,27} M. Moteabbed,²⁰ J. Mueller,³⁶ E. Munevar,²² G. S. Mutchler,³⁸ P. Nadel-Turonski,¹⁴ R. Nasseripour,^{22,20,40} S. Niccolai,^{22,27} G. Niculescu,^{35,29} I. Niculescu,^{22,29} B. B. Niczyporuk,⁷ M. R. Niroula,² R. A. Niyazov,^{2,37} M. Nozar,⁷ G. V. O'Rielly,²² M. Osipenko,^{26,39} A. I. Ostrovidov,²¹ K. Park,^{30,40} S. Park,²¹ E. Pasyuk,¹¹ C. Paterson,²³ S. Anefalos Pereira,²⁵ S. A. Philips,²² J. Pierce,⁴² N. Pivnyuk,²⁸ D. Pocanic,⁴² O. Pogorelko,²⁸ E. Polli,²⁵ I. Popa,²² S. Pozdniakov,²⁸ B. M. Preedom,⁴⁰ J. W. Price,¹³ Y. Prok,^{16,42} D. Protopopescu,^{33,23} L. M. Qin,² B. A. Raue,^{20,7} G. Riccardi,²¹ G. Ricco,²⁶ M. Ripani,²⁶ B. G. Ritchie,¹¹ G. Rosner,²³ P. Rossi,²⁵ D. Rowntree,³¹ P. D. Rubin,^{6,47} F. Sabatié,^{2,15} M. S. Saini,²¹ J. Salamanca,²⁴ C. Salgado,³⁴ A. Sandorfi,⁷ J. P. Santoro,¹⁴ V. Sapunenko,^{26,7} D. Schott,²⁰ R. A. Schumacher,¹ V. S. Serov,²⁸ Y. G. Sharabian,⁷ D. Sharov,³⁹ J. Shaw,³² N. V. Shvedunov,³⁹ A. V. Skabelin,³¹ E. S. Smith,⁷ L. C. Smith,⁴² D. I. Sober,¹⁴ D. Sokhan,¹⁸ A. Starostin,¹² A. Stavinsky,²⁸ S. Stepanyan,^{7,44} S. S. Stepanyan,³⁰ B. E. Stokes,²² P. Stoler,³⁷ K. A. Stopani,³⁹ I. I. Strakovsky,²² S. Strauch,⁴⁰ R. Suleiman,³¹ M. Taiuti,²⁶ S. Taylor,³⁸ D. J. Tedeschi,⁴⁰ R. Thompson,³⁶ A. Tkabladze,^{35,22} S. Tkachenko,² M. Ungaro,^{37,17} A. V. Vlassov,²⁸ D. P. Watts,^{18,23} X. Wei,⁷ L. B. Weinstein,² D. P. Weygand,⁷ M. Williams,¹ E. Wolin,⁷ M. H. Wood,⁴⁰ A. Yegneswaran,⁷ J. Yun,² M. Yurov,³⁰ L. Zana,³³ J. Zhang,² B. Zhao,¹⁷ and Z. W. Zhao⁴⁰

(CLAS Collaboration)

¹Carnegie Mellon University, Pittsburgh, Pennsylvania 15213, USA

²Old Dominion University, Norfolk, Virginia 23529, USA

³Hampton University, Hampton, Virginia 23668, USA

⁴Institut für Kernphysik, Johannes Gutenberg-Universität, 55099 Mainz, Germany

⁵Universidad Técnica Federico Santa María, Casilla 110-V Valparaíso, Chile

⁶University of Richmond, Richmond, Virginia 23173, USA

⁷Thomas Jefferson National Accelerator Facility, Newport News, Virginia 23606, USA

⁸Ohio State University, Lima, Ohio 45804, USA

⁹Union College, Schenectady, New York 12308, USA

¹⁰Argonne National Laboratory, Argonne, Illinois 60439, USA

¹¹Arizona State University, Tempe, Arizona 85287-1504, USA

¹²University of California at Los Angeles, Los Angeles, California 90095-1547, USA

- ¹³California State University, Dominguez Hills, Carson, California 90747, USA
¹⁴Catholic University of America, Washington, D.C. 20064, USA
¹⁵CEA-Saclay, Service de Physique Nucléaire, 91191 Gif-sur-Yvette, France
¹⁶Christopher Newport University, Newport News, Virginia 23606, USA
¹⁷University of Connecticut, Storrs, Connecticut 06269, USA
¹⁸Edinburgh University, Edinburgh EH9 3JZ, United Kingdom
¹⁹Fairfield University, Fairfield, Connecticut 06824, USA
²⁰Florida International University, Miami, Florida 33199, USA
²¹Florida State University, Tallahassee, Florida 32306, USA
²²The George Washington University, Washington, D.C. 20052, USA
²³University of Glasgow, Glasgow G12 8QQ, United Kingdom
²⁴Idaho State University, Pocatello, Idaho 83209, USA
²⁵INFN, Laboratori Nazionali di Frascati, 00044 Frascati, Italy
²⁶INFN, Sezione di Genova, 16146 Genova, Italy
²⁷Institut de Physique Nucleaire ORSAY, Orsay, France
²⁸Institute of Theoretical and Experimental Physics, Moscow, 117259, Russia
²⁹James Madison University, Harrisonburg, Virginia 22807, USA
³⁰Kyungpook National University, Daegu 702-701, Republic of Korea
³¹Massachusetts Institute of Technology, Cambridge, Massachusetts 02139-4307, USA
³²University of Massachusetts, Amherst, Massachusetts 01003, USA
³³University of New Hampshire, Durham, New Hampshire 03824-3568, USA
³⁴Norfolk State University, Norfolk, Virginia 23504, USA
³⁵Ohio University, Athens, Ohio 45701, USA
³⁶University of Pittsburgh, Pittsburgh, Pennsylvania 15260, USA
³⁷Rensselaer Polytechnic Institute, Troy, New York 12180-3590, USA
³⁸Rice University, Houston, Texas 77005-1892, USA
³⁹Skobeltsyn Nuclear Physics Institute, 119899 Moscow, Russia
⁴⁰University of South Carolina, Columbia, South Carolina 29208, USA
⁴¹Virginia Polytechnic Institute and State University, Blacksburg, Virginia 24061-0435, USA
⁴²University of Virginia, Charlottesville, Virginia 22901, USA
⁴³College of William and Mary, Williamsburg, Virginia 23187-8795, USA
⁴⁴Yerevan Physics Institute, 375036 Yerevan, Armenia
⁴⁵Systems Planning and Analysis, Alexandria, Virginia 22311, USA
⁴⁶Los Alamos National Laboratory, Los Alamos, New Mexico 87545, USA
⁴⁷George Mason University, Fairfax, Virginia 22030, USA
(Received 10 November 2008; published 12 May 2009)

The neutron elastic magnetic form factor was extracted from quasielastic electron scattering on deuterium over the range $Q^2 = 1.0\text{--}4.8 \text{ GeV}^2$ with the CLAS detector at Jefferson Lab. High precision was achieved with a ratio technique and a simultaneous *in situ* calibration of the neutron detection efficiency. Neutrons were detected with electromagnetic calorimeters and time-of-flight scintillators at two beam energies. The dipole parametrization gives a good description of the data.

DOI: 10.1103/PhysRevLett.102.192001

PACS numbers: 14.20.Dh, 13.40.Gp

The elastic electromagnetic form factors of the proton and neutron are fundamental quantities related to their spatial charge and current distributions. The dominant features of the larger form factors G_M^p , G_E^p , and G_M^n were established in the 1960s: the dipole form $G_D = (1 + Q^2/\Lambda)^{-2}$ where $\Lambda = 0.71 \text{ GeV}^2$ gave a good description of these form factors ($G_M^p/\mu_p \approx G_M^n/\mu_n \approx G_E^p \approx G_D$) within experimental uncertainties, corresponding (at least for $Q^2 \ll 1 \text{ GeV}^2$ or large radii) to an exponential falloff in the spatial densities of charge and magnetization. Recent Jefferson Lab results on the proton form factors show a dramatic departure from the dipole form even at moderate Q^2 [1] while the neutron magnetic form factor G_M^n falls below the dipole at high Q^2

($G_M^n/\mu_n G_D = 0.62 \pm 0.15$ at $Q^2 = 10 \text{ GeV}^2$ [2]). Describing all these modern results with nucleon models and lattice calculations has been a challenge [3–7]. Also, the elastic form factors are the zeroth moment of the generalized parton distributions (GPDs), and thus constrain GPD models [4]. Last, we note that some models predict significant deviations from the dipole for $Q^2 < 5 \text{ GeV}^2$ [5,7].

To distinguish among different models, high precision and large Q^2 coverage are important. At larger momentum transfer G_M^n is known much more poorly than the proton form factors [8]. In this Letter we report on a new measurement of G_M^n in the range $Q^2 = 1.0\text{--}4.8 \text{ GeV}^2$ at Jefferson Lab. The precision and coverage of these results

eclipse the world's data in this Q^2 range. Systematic uncertainties were held to 2.5% or less.

In the absence of a free neutron target, we measure the ratio R of the cross sections for the ${}^2\text{H}(e, e'n)p$ and ${}^2\text{H}(e, e'p)n$ reactions in quasielastic (QE) scattering on deuterium. A nucleon with most of the momentum from the scattered electron is detected in coincidence with the final-state electron. The ratio R is defined as $R = \frac{d\sigma}{d\Omega} \times [{}^2\text{H}(e, e'n)_{\text{QE}}] / \frac{d\sigma}{d\Omega} [{}^2\text{H}(e, e'p)_{\text{QE}}]$ [9–12] and

$$R = a(E, Q^2, \theta_{pq}^{\max}, W_{\max}^2) \times \frac{\sigma_{\text{Mott}} \left[\frac{(G_E^n)^2 + \tau(G_M^n)^2}{1+\tau} + 2\tau \tan^2 \frac{\theta}{2} (G_M^n)^2 \right]}{\frac{d\sigma}{d\Omega} [{}^1\text{H}(e, e')p]}, \quad (1)$$

where E is the beam energy, σ_{Mott} is the cross section for scattering off a scalar (spinless), point particle of unit charge, $\tau = Q^2/4M^2$, M is the nucleon mass, and θ is the electron scattering angle. The factor $a(E, Q^2, \theta_{pq}^{\max}, W_{\max}^2)$ corrects for nuclear effects and depends on E and cuts on θ_{pq}^{\max} , the maximum angle between the nucleon direction and the three-momentum transfer \vec{q} , and W_{\max}^2 , the square of the maximum value of the mass recoiling against the electron assuming a stationary target. We used the one-photon exchange approximation in the numerator of Eq. (1) to express the cross section in terms of the neutron form factors. The right-hand side of Eq. (1) contains the desired G_M^n along with the better-known proton cross section and the neutron electric form factor (G_E^n), which is believed to be small over the Q^2 range here. For QE kinematics (within a cone θ_{pq}^{\max} around \vec{q}) G_M^n can be extracted from Eq. (1) as a function of Q^2 by relying on knowledge of the proton cross section (i.e., the Arrington parametrization [13]), G_E^n , calculations of $a(E, Q^2, \theta_{pq}^{\max}, W_{\max}^2)$, and measurements of R . The ratio method is less vulnerable to nuclear structure (e.g., choice of deuteron wave function, etc.) [12] and experimental effects (e.g., radiative corrections, etc.). The challenge here is to accurately measure the nucleon detection efficiencies.

The two reactions were measured in the CLAS detector [14] at the same time and from the same target to reduce systematic uncertainties. Two electron-beam energies were used, 2.6 and 4.2 GeV. CLAS consists of six independent magnetic spectrometers each instrumented with drift chambers [15], time-of-flight (TOF) scintillators covering polar angles $8^\circ < \theta < 143^\circ$ [16], a gas-filled threshold Cherenkov counter (CC) [17], and a lead-scintillator sandwich-type electromagnetic calorimeter (EC) covering $8^\circ < \theta < 45^\circ$ [18]. CLAS was triggered on electrons by requiring a coincidence between CC and EC signals in one sector. Neutrons were measured separately in the TOF and EC. Protons were measured using the drift chambers and TOF systems. A novel dual-cell target was used consisting of two collinear cells each 5-cm long—one filled with ${}^1\text{H}$ and the other with ${}^2\text{H}$ —and separated by 4.7 cm. The downstream cell was filled with liquid hydrogen for cali-

brations and efficiency measurements. The upstream cell was filled with liquid deuterium for the ratio measurement. The target was made of aluminum with 20- μm aluminum windows. The CLAS vertex resolution of 2 mm enabled us to separate events from the different targets [14].

We now describe the analysis. Nucleons from quasielastic events tend to be ejected close to the direction of the 3-momentum transfer \vec{q} while inelastically scattered nucleons are not [12]. We required the angle θ_{pq} between the nucleon 3-momentum and \vec{q} to be small ($\theta_{pq}^{\max} = 2.5^\circ\text{--}4.5^\circ$ across the Q^2 range) and integrated over all azimuthal angles about \vec{q} . Another cut, $W^2 < W_{\max}^2 = 1.2 \text{ GeV}^2$, eliminated most inelastic events that survived the θ_{pq}^{\max} cut. Our simulations of the quasielastic [9] and inelastic production [19] show the fraction of inelastic events surviving these cuts is less than 0.5% of the total. To measure R accurately, the solid angles of CLAS for the ${}^2\text{H}(e, e'n)_{\text{QE}}$ and ${}^2\text{H}(e, e'p)_{\text{QE}}$ reactions have to be identical. The nucleon solid angles were matched by first determining event by event the nucleon momentum from the electron kinematics assuming quasielastic scattering. The expected proton and neutron trajectories in CLAS were checked to see if both trajectories would lie within the CLAS acceptance. Only events where both nucleons were expected to strike CLAS were analyzed.

Once the event sample was selected, corrections for the detector efficiencies and other effects were applied. Neutrons were measured in two CLAS scintillator-based detectors: the EC and the TOF. The neutron detection efficiency (NDE) measurement was performed using tagged neutrons from the ${}^1\text{H}(e, e'\pi^+)n$ reaction, where the mass of the unobserved neutron was inferred from the measured electron and pion kinematics and matched with possible hits in the neutron detector. The value of the detection efficiency can vary with time-dependent and rate-dependent quantities like photomultiplier tube gain so it was measured *simultaneously* with the primary deuterium measurement. The measured neutron detection efficiency for each sector for the TOF and for nine subsections in each EC sector were fitted with polynomials at low neutron momenta and a constant at high momenta. The EC efficiency typically reached a maximum value of ≈ 0.6 while the maximum TOF efficiency was ≈ 0.08 [9,20]. The calibration target was also used to measure the proton detection efficiency using elastic scattering $p(e, e'p)$. The kinematics of the scattered electron were used to predict the location of the elastically scattered proton in CLAS and the event was searched for a proton at that location.

The calculation of the nuclear correction factor, $a(E, Q^2, \theta_{pq}^{\max}, W_{\max}^2)$, in Eq. (1) is described in Ref. [21]. The cross section was calculated using the plane wave impulse approximation (PWIA) for $Q^2 \geq 1.0 \text{ GeV}^2$, the AV18 deuteron wave function [22], and Glauber theory for final-state interactions (FSI). The correction is the ratio of the full calculation to the PWIA without FSI. The correc-

tion was averaged over the same θ_{pq} range used in the analysis and was less than 0.1% across the full Q^2 range.

In our analysis we assumed QE kinematics and ignored the Fermi motion that can knock the ejected nucleon out of the acceptance. To correct for this effect we simulated QE scattering from a fixed target nucleon and tested to see if it struck the active area of CLAS (an “expected” event). We then simulated the nucleon’s internal motion (with the Hulthen distribution) and elastic scattering from this moving particle. With the target momentum known (in simulation) we recalculated the trajectory to see if it still struck CLAS and satisfied the θ_{pq}^{\max} cut (an “actual” event). The ratio of actual to expected events is the correction for that nucleon. The ratio of these corrections for the neutron and the proton multiplies R . The correction to G_M^n is in the range ≈ 0.9 –1.3.

We present our results for R in Fig. 1 for the two beam energies and for $Q^2 > 1 \text{ GeV}^2$ where we have overlapping TOF and EC data. The corrections described above have been included and only statistical uncertainties are shown. For each beam energy we averaged the two neutron measurements (EC and TOF) weighted by the statistical uncertainties. Measurements of R at the same Q^2 but different beam energies are not expected to be the same because the kinematics are not the same [recall Eq. (1)]. The data cover the Q^2 range with excellent statistical accuracy and with a large overlap between the two data sets.

A detailed study of each correction’s contribution to the systematic uncertainty has been performed [9]. Listed in Table I are the largest contributions along with the maximum (typical) value across the full Q^2 range. The largest contributions come from the parametrizations of the neutron detection efficiencies for the TOF and EC systems. To estimate the uncertainty associated with the NDE measurement, the order of the polynomial and position of the edge of the constant region used to fit the data were varied to

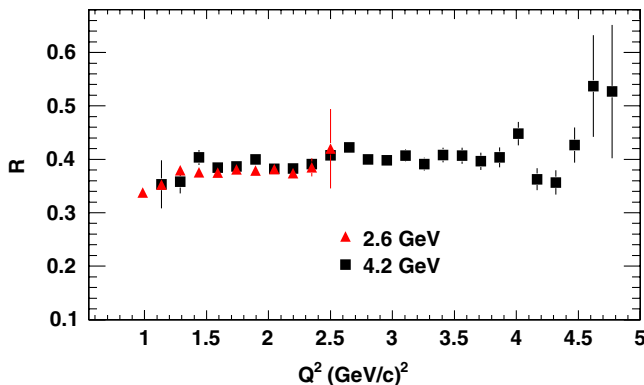


FIG. 1 (color online). Results for R as a function of Q^2 for two beam energies. Each set is a weighted sum of the TOF and EC neutron measurements. Only statistical uncertainties are shown. Numerical results are reported in the CLAS Physics Data Base [20].

determine the effect on G_M^n as a function of Q^2 . Uncertainties were in the range 0.5%–3.2%.

The extraction of G_M^n depends on the other elastic form factors [see Eq. (1)] and their uncertainties contribute to the uncertainty in G_M^n . The proton cross section uncertainty was estimated using the difference between parametrizations by Arrington and Bosted [13,23]. The average difference was $<1\%$ with a maximum of 1.5%. For G_E^n , the difference between the Galster parametrization and a fit by Lomon was used [24,25] with a maximum uncertainty of 0.7%. The upper limit of the θ_{pq} cut was varied by $\pm 10\%$, changing G_M^n by a maximum of about 1.0% and by 0.3% on average [9]. The uncertainty of the Fermi motion correction was calculated using two dramatically different momentum distributions of the deuteron: a flat one and the Hulthen distribution. This correction to G_M^n changes by $<1\%$ between the two Fermi motion distributions. The quadrature sum of the remaining, maximum systematic uncertainties was less than 0.5% [9]. The final systematic uncertainty for the EC measurement was $<2.4\%$ and for the TOF measurement it was $<3.6\%$.

The CLAS extraction of $G_M^n(Q^2)$ consists of overlapping measurements. The TOF scintillators cover the full angular range of CLAS, while the EC system covers a subset of these angles, so G_M^n can be obtained from two independent measurements of the $e-n$ production. The experiment was performed with two beam energies with overlapping Q^2 coverage so the detection of nucleons of a given Q^2 occurs in two different regions of CLAS. Four measurements of G_M^n have been obtained from CLAS that could have four semi-independent sets of systematic uncertainties. Shown in Fig. 2 are the results for G_M^n from the different measurements divided by $\mu_n G_D$ for normalization and to reduce the dominant Q^2 dependence. Only statistical uncertainties are shown. Here the different measurements should agree because G_M^n depends only on Q^2 . The two measurements for each beam energy are consistent within the statistical uncertainties, suggesting the systematic uncertainties are well controlled and small. The results in Fig. 2 were then combined in a weighted average as a function of Q^2 . The final systematic uncertainty varied from 1.7%–2.5% across the full data range. The larger uncertainty on the parametrization of the TOF NDE (see Table I) did not push the total, weighted uncertainty above our goal of 3%. There are more calorimeter data due to its higher efficiency and the maximum EC uncertainty was 1.5% [9,20].

TABLE I. Upper limits (typical values) of systematic errors.

Quantity	$\delta G_M^n / G_M^n$	Quantity	$\delta G_M^n / G_M^n$
EC NDE	$<1.5\%$ (1%)	TOF NDE	$<3.2\%$ (2%)
Proton σ	$<1.5\%$ (0.8%)	G_E^n	$<0.7\%$ (0.5%)
Fermi loss	$<0.9\%$ (0.5%)	θ_{pq} cut	$<1.0\%$ (0.3%)
Remainder	$<0.5\%$ (0.2%)		

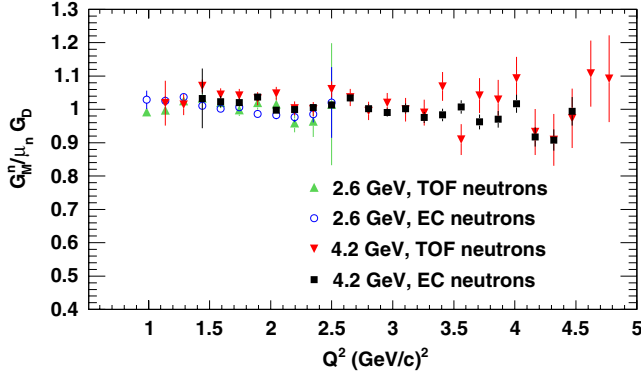


FIG. 2 (color online). Results for $G_M^n/(\mu_n G_D)$ as a function of Q^2 for four different measurements (two beam energies). Only statistical uncertainties are shown.

The final, combined results for G_M^n are shown in Fig. 3 with a sample of existing data [10,11,26–29]. The uncertainties are statistical only. Systematic uncertainties are represented by the band below the data. A few features are noteworthy. First, the quality and coverage of the data are dramatic improvements of the world’s data set. Second, our results are consistent with previous data, but with much smaller uncertainties. Third, the dipole form is a good representation here, which differs from parametrizations and some calculations at higher Q^2 where previous results for $G_M^n/(\mu_n G_D)$ decrease with increasing Q^2 [5,7,8]. We note there appears to be an offset between the low- Q^2 end of our data and some earlier results [11,26] that is about twice the uncertainty of the offset. Last, any apparent fluctuations in our results (e.g., at 1.29 GeV^2) are not significant enough to draw any firm conclusions here.

The curves shown in Fig. 3 are from Diehl *et al.* [4], Guidal *et al.* [5], and Miller [3] and are all constrained by the world’s previous data. In Diehl *et al.* the GPDs are parametrized and fitted to the experimental data (green band).

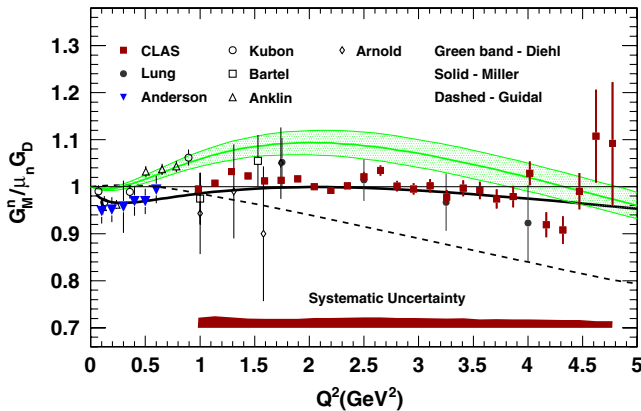


FIG. 3 (color online). Results for $G_M^n/(\mu_n G_D)$ from the CLAS measurement are compared with a selection of previous data [10,11,26–29] and theoretical calculations [3–5]. Numerical results are reported in the CLAS Physics Data Base [20].

The curve reproduces some of the low- Q^2 data, but lies above our results. Guidal *et al.* use a Regge parametrization of the GPDs to characterize the elastic nucleon form factors at low momentum transfer and extend it to higher Q^2 (dashed line). The curve reproduces the existing, higher Q^2 data (which fall well below the dipole in the range $Q^2 = 6\text{--}10 \text{ GeV}^2$), but is not consistent with our results. In Miller’s calculation the nucleon is treated using light-front dynamics as a relativistic system of three bound quarks and a surrounding pion cloud (solid curve). The model gives a good description of much of the previous data even at high Q^2 and is consistent with our results.

The neutron magnetic form factor was measured in the range $Q^2 = 1.0\text{--}4.8 \text{ GeV}^2$ with the CLAS detector at Jefferson Lab using the ratio of $e\text{-}n$ to $e\text{-}p$ scattering. Two incident beam energies were used and systematic uncertainties were $\leq 2.5\%$. Neutrons were measured with two independent systems: time-of-flight scintillators and electromagnetic calorimeters. Detector efficiencies were measured simultaneously with the production data using a dual-cell target containing ^2H and ^1H . The data provide a significant improvement in precision and coverage in this Q^2 range and are surprisingly consistent with the long-established dipole form. The calculation by Miller is in good agreement with our results.

We acknowledge the staff of the Accelerator and Physics Divisions at Jefferson Lab that made this experiment possible. This work was supported in part by the Italian Istituto Nazionale di Fisica Nucleare, the French Centre National de la Recherche Scientifique and Commissariat à l’Energie Atomique, the U.S. Department of Energy, the National Science Foundation, an Emmy Noether grant from the Deutsche Forschungsgemeinschaft, the U.K. Engineering and Physical Science Research Council, the Chilean Fondo Nacional de Desarrollo Científico y Tecnológico, and the Korean Science and Engineering Foundation. Jefferson Science Associates operates the Thomas Jefferson National Accelerator Facility for the U.S. DOE. under Contract No. DE-AC05-06OR23177.

- [1] O. Gayou *et al.*, Phys. Rev. Lett. **88**, 092301 (2002).
- [2] S. Rock *et al.*, Phys. Rev. Lett. **49**, 1139 (1982).
- [3] G. A. Miller, Phys. Rev. C **66**, 032201(R) (2002).
- [4] M. Diehl *et al.*, Eur. Phys. J. C **39**, 1 (2005).
- [5] M. Guidal *et al.*, Phys. Rev. D **72**, 054013 (2005).
- [6] M. A. Belushkin *et al.*, Phys. Rev. C **75**, 035202 (2007).
- [7] J. Ashley *et al.*, Eur. Phys. J. A **19**, 9 (2004).
- [8] C. Hyde-Wright and K. deJager, Annu. Rev. Nucl. Part. Sci. **54**, 217 (2004).
- [9] J. D. Lachniet, Ph.D. thesis, Carnegie-Mellon University, Pittsburgh, PA, 2005.
- [10] W. Bartel *et al.*, Nucl. Phys. **B58**, 429 (1973).
- [11] H. Anklin *et al.*, Phys. Lett. B **428**, 248 (1998).
- [12] L. Durand, Phys. Rev. **115**, 1020 (1959).
- [13] J. Arrington, Phys. Rev. C **68**, 034325 (2003).

- [14] B. A. Mecking *et al.*, Nucl. Instrum. Methods Phys. Res., Sect. A **503**, 513 (2003).
- [15] M. Mestayer *et al.*, Nucl. Instrum. Methods Phys. Res., Sect. A **449**, 81 (2000).
- [16] E. Smith *et al.*, Nucl. Instrum. Methods Phys. Res., Sect. A **432**, 265 (1999).
- [17] G. Adams *et al.*, Nucl. Instrum. Methods Phys. Res., Sect. A **465**, 414 (2001).
- [18] M. Amarian *et al.*, Nucl. Instrum. Methods Phys. Res., Sect. A **460**, 239 (2001).
- [19] P. Corvisiero *et al.*, Nucl. Instrum. Methods Phys. Res., Sect. A **346**, 433 (1994).
- [20] <http://clasweb.jlab.org/physicsdb>.
- [21] S. Jeschonnek *et al.*, Phys. Rev. C **62**, 044613 (2000).
- [22] R. Wiringa *et al.*, Phys. Rev. C **51**, 38 (1995).
- [23] P. Bosted, Phys. Rev. C **51**, 409 (1995).
- [24] S. Galster *et al.*, Nucl. Phys. **B32**, 221 (1971).
- [25] E. Lomon, Phys. Rev. C **66**, 045501 (2002).
- [26] G. Kubon *et al.*, Phys. Lett. B **524**, 26 (2002).
- [27] A. Lung *et al.*, Phys. Rev. Lett. **70**, 718 (1993).
- [28] B. Anderson *et al.*, Phys. Rev. C **75**, 034003 (2007).
- [29] R. G. Arnold *et al.*, Phys. Rev. Lett. **61**, 806 (1988).