

Grapevine Leaf Application of *Steinernema yirgalemense* to Control *Planococcus ficus* in Semi-field Conditions

T. Platt¹, N.F. Stokwe^{1,2}, A.P. Malan^{1,*}

(1) Department of Conservation Ecology and Entomology, Stellenbosch University, Private Bag X1, Matieland 7602, South Africa

(2) Agricultural Research Council (ARC), Infruitec-Nietvoorbij, Private Bag X5026, Stellenbosch, 7599, South Africa

Submitted for publication: August 2018

Accepted for publication: October 2018

Key words: above ground; adjuvants, vine mealybug, above-ground, Zeba[®], Nu-Film-P[®], entomopathogenic nematodes

The vine mealybug, *Planococcus ficus* Signoret (Hemiptera: Pseudococcidae), is a key insect pest of South African grapevine. The ability of mealybugs to avoid or resist the action of chemical pesticides has led to the investigation of alternative control methods, such as the application of entomopathogenic nematodes (EPNs). However, EPN application faces challenges, due to the maladaptation of EPN species to above-ground conditions. In this study, the ability of adjuvants to improve the control of *P. ficus* in grapevine using an indigenous nematode species, *Steinernema yirgalemense*, was investigated. A trial was performed to assess EPN survival on grapevine foliage, when applied in the morning (high humidity / low temperature) compared with in the afternoon (high temperature / low humidity). In a semi-field trial, the combination of adjuvants Zeba[®] and Nu-Film-P[®] resulted in 66% control of *P. ficus* after 48 h, compared to the use of Zeba[®] alone (43%), and EPNs alone (28%). Additionally, lower concentrations of EPNs showed predictably lower mortality rates of *P. ficus*. Significantly, higher EPN survival was recorded at each time interval in the morning, compared with the corresponding interval in the afternoon. This study demonstrates the ability of *S. yirgalemense*, when applied with adjuvants and at an appropriate time of day, to control *P. ficus* on grapevine, under semi-field conditions.

INTRODUCTION

Mealybugs are scale insects of the family Pseudococcidae, notable for the waxy excretion that covers the bodies of the nymphs and females (Downie & Gullan, 2004). They are also important pests of South African agriculture (Anneck & Moran, 1982; Prinsloo & Uys, 2015). These include the obscure mealybug *Pseudococcus viburni* (Signoret) on pome fruit (Wakgari & Giliomee, 2004), the citrus mealybug *Planococcus citri* (Risso) on citrus (Hattingh *et al.*, 1998), and the vine mealybug, *Planococcus ficus* (Signoret) on grapevine (Walton, 2003; De Villiers & Pringle, 2007).

Planococcus ficus causes damage to grapevines by feeding on phloem, diverting resources from fruit production, and reducing yield. They also produce honeydew, which encourages the growth of sooty mould and serve as vectors for grape vine leafroll associated virus-3 (GLRaV-3), a closterovirus (Cabaleiro & Segura, 1997; Millar, 2002). *Planococcus ficus* is the pre-eminent mealybug pest of grapevines in South Africa, being able to feed on all parts of the vine at various times of the year, producing more honeydew, and having a faster generation time (with more eggs laid and faster development) than do similar species

(Daane *et al.*, 2003, 2008). Populations of *P. ficus* undergo seasonal migration on grapevine, receding downwards onto the trunk and roots as leaves fall in winter months, and moving upwards to the branches and leaf buds as foliage re-emerges in spring and summer (Walton, 2003). The cryptic lifestyle of the vine mealybug (residing in crevices and under raised grapevine bark), as well as the hydrophobic waxy coating covering nymphs and females, prevents effective contact with insecticides, thus posing problems for control by means of traditional chemical methods (Walton & Pringle, 2004).

Entomopathogenic nematodes (EPNs) are roundworms, typically of the families Steinernematidae and Heterorhabditidae, which are characterized by parasitism of soil-based insect life stages (Adams & Nguyen, 2002). The ability of EPNs to cause mortality in insects has led to significant interest in their use as potential biocontrol agents, with several products having been developed and used successfully in the control of subterranean pest insect life stages (Wilson & Gaugler, 2004). However, attempts to apply EPNs for the control of foliage-based pest insect life stages have been considerably less successful treatment of

*Corresponding author: E-mail address: apm@sun.ac.za

Acknowledgments: The authors would like to thank Winetech, the South African Table Grape Industry (SATI), and Technology and Human Resources for Industry Programme (THRIP grant number: TP14062571871) for funding of the project. We also like to thank D.G. Nel for assistance with statistical analysis

soil-borne pests (Shapiro-Ilan *et al.*, 2006; Platt 2017; Platt *et al.* 2018a, b). EPNs are soil-inhabiting organisms that are intolerant to (various degrees of) excessive temperature (Grewal *et al.*, 1994; Wright *et al.*, 2005), exposure to UV radiation (Gaugler & Boush, 1978; Gaugler *et al.*, 1992), and insufficient levels of humidity (Glazer, 1992; Glazer *et al.*, 1992a, b). IJs also rely on a thin film of water for mobility, and desiccation inhibits the ability of the nematode to find prey (Norton, 1978; Glazer, 2002). The characteristics mentioned severely limit the use of EPNs to control insect life stages when applied to foliage, as the reduced survival and mobility inhibit the former's ability to locate and infect the targeted pest. Additionally, the tolerance of each EPN species to each of these environmental factors varies, based on the species concerned (Glazer, 1992). As such, EPN application on the pests of foliage has yielded mixed results, with EPNs being most successfully used on pests in sheltered or cryptic habitats, including undercover conditions or in the glasshouse, and in the boreholes of the leaf-mining, or stem-boring, insect life stages (Arthurs *et al.*, 2004).

The improvement of pesticide application, be it chemical or biological, has tended to focus on such areas as application technology (Georgis, 1990; Lello *et al.*, 1996; Beck *et al.*, 2014) and the addition of adjuvants, consisting of chemicals that alter the physical properties of pesticide treatments. Adjuvants that have commonly been used, with success, to enhance EPN applications on foliage include thickeners, surfactants, evaporation retardants, and antidesiccants (Webster & Bronskill, 1968; MacVean *et al.*, 1982; Shapiro *et al.*, 1985; Glazer *et al.*, 1992a; Head *et al.*, 2004; Schroer & Ehlers, 2004). A metastudy by Arthurs *et al.* (2004) assessed existing studies on the efficacy of EPNs, in which it was established that the addition of adjuvants to EPN solutions improved deposition onto foliage (Mason *et al.*, 1998), as well as survival and control, compared with the application of water alone (MacVean *et al.*, 1982; Shapiro *et al.*, 1985; Glazer *et al.*, 1992a, b). The adjuvants mentioned have shown promise in increasing the efficacy of foliar EPN applications, although their commercialisation remains slow (Arthurs *et al.*, 2004; Shapiro-Ilan *et al.*, 2006).

Previous research, including that of Van Niekerk and Malan (2012; 2015), has assessed the ability of EPNs to control South African mealybugs. They compared the efficacy of two indigenous EPN species, *Steinernema yirgalemense* Nguyen, Tesfamariam, Gozel, Gaugler & Adams and *Heterorhabditis zealandica* Poinar, in controlling populations of the citrus mealybug *P. citri*. EPN treatments, both with and without adjuvants, were formulated and applied to *P. citri* females in the greenhouse and under semi-field conditions. It was found that the addition of Zeba[®], a superabsorbent polymer based on corn-starch, was able significantly to increase the ability of *S. yirgalemense* to cause mortality in female *P. citri* by protecting the EPNs from the prevailing environmental conditions in a semi-field trial.

Le Vieux and Malan (2013, 2015) examined the ability of *S. yirgalemense* and *H. zealandica* to control *P. ficus* in the soil, the given EPN's established ability to control soil-based organisms, and the fact that *P. ficus* are found on grapevine roots. *Steinernema yirgalemense* was found to be more effective in controlling populations of *P. ficus* in

sand column tests than was *H. zealandica*, with neither EPN species being adversely affected by exposure to imidacloprid (thus making them both potential candidates for an integrated pest management). However, the study concerned only assessed the ability of EPNs to control *P. ficus* on roots, where the latter are only found during the coldest months, and in low numbers. *Planococcus ficus* populations move upwards on grapevine trunks during the summer months, congregating on leaves and buds, and increasing in number as the temperatures increase, with the populations declining in winter (Berlinger, 1977; Walton, 2003). This would limit an EPN strategy to control *P. ficus* that was purely soil-based.

Platt *et al.* (2018a) in a laboratory-based bioassay showed mortality of 90%, using *Heterorhabditis noenieputensis* Malan, Knoetze & Tiedt, compared to *S. yirgalemense* with 70% control. It was also shown that the combination of adjuvants, Zeba[®] and Nu-Film-P[®], resulted in significantly more *S. yirgalemense* being deposited on grapevine leaf discs. Applying *S. yirgalemense* in combination with both adjuvants on *P. ficus* infested leaf discs in a growth chamber, resulted in 84% mortality. Similar results were observed in a glasshouse trial, with 88% control of *P. ficus* on leaf discs hung on potted vines (Platt *et al.*, 2018b). These studies demonstrated the potential of a combination of *S. yirgalemense* and adjuvants to give significant control of *P. ficus* on grapevine foliage in semi-natural conditions on vine leaves.

The objective of the current study was to investigate the effect of two adjuvants on the efficacy of *S. yirgalemense* for the control of *P. ficus* on foliage under semi-field conditions. Each adjuvant (and combinations thereof) was assessed for their effects on EPN efficacy in foliar application, as well as for their ability to increase EPN deposition and survival on grapevine leaves in a vineyard. The effect of variable nematode concentrations in nematode-adjuvant treatments was also investigated.

MATERIALS AND METHODS

Source of nematodes and insects

Steinernema yirgalemense Nguyen, Tesfamariam, Gozel, Gaugler & Adams, used originated from samples that were collected locally, maintained and cultured at Stellenbosch University (Malan *et al.* 2011). IJs were cultured *in vivo* by means of infecting larvae of the mealworm beetle *Tenebrio molitor* L. (Tenebrionidae: Coleoptera) and kept at 25°C until their emergence and before they were transferred to modified White traps (Woodring & Kaya 1988). The IJs harvested from the White traps were transferred to vented flasks, where they were kept at 14°C, in keeping with the guidelines set out by Kaya & Stock (1997). These flasks were gently agitated once a week to improve aeration. IJs for the experimentation were used within one week of emergence. All experiments were repeated on a different test date, with a fresh batch of nematodes. Each insect was dissected and investigated by using a dissecting microscope to confirm that mortality equals infection by nematodes.

Adjuvant field trial

To compare the effects of two adjuvants on the ability of *S. yirgalemense* to infect and control *P. ficus*, an experiment

was conducted at the Welgevallen Experimental Farm in Stellenbosch, Western Cape province, South Africa. Grapevine leaves were cut into pieces to fit Petri dishes with a diameter of 13 cm. Two adjuvants were used, Zeba® [88% starch-g-poly (2-propenamide-co-2-propenoic acid) potassium salt, Tongaat Hulett Starch] (United Phosphorus Ltd) and Nu-Film-P® (poly-1-p-menthene) (Hygrotech Properties). Nematode suspensions were formulated at 4000 IJs/ml and Zeba® was added at a concentration of 0.03%, and Nu-Film-P® at 0.06%. The treatments were prepared 1 h prior to the onset of the trial.

For each treatment, eight Petri dishes were prepared, each containing a grapevine leaf, to which eight female *P. ficus* were added, using 64 mealybugs per treatment. The different treatments applied include, Zeba® only, Zeba® + Nu-Film-P® and nematodes without adjuvants, with a control of water only (without adjuvants). In a previous study, Platt *et al.* (2018b) showed that Nu-Film-P® alone did not significantly improve the deposition of IJ on grapevine leaves, over the applications of Zeba alone and therefore was not included as a separate treatment. Treatments were applied to the Petri dishes via a calibrated handheld sprayer, after which the leaves were removed and left for 3 min to eliminate excess runoff. Each leaf was then placed in a fine mesh pocket and sealed, in order to contain the mealybugs. The pockets were hung in the vineyard using a randomised design, distributed between four rows of vines. Each pocket was hung on alternating vines, 150 cm from the soil, with the outer rows and the first three vines of each row excluded to avoid edge effects. Ambient temperature and humidity were monitored in the vineyard using iButtons® (Maxim Integrated) placed in their own, separate mesh pocket. After 24 h, the pockets were retrieved and the mealybugs were removed from the leaves, rinsed, placed in Petri dishes lined with moistened filter paper, and incubated at 25°C. Mealybug mortality was assessed for 48 h after application.

Concentration field trial

The effect of IJ concentration on the ability of *S. yirgalemense* to kill *P. ficus* when formulated with Zeba® and Nu-Film-P® was investigated. Mesh pockets, grapevine leaves and mealybugs were prepared as previously described for the adjuvant field trial. The treatments applied included formulations of *S. yirgalemense* at concentrations of 1000, 2000 and 3000 IJs/ml, compared to a control treatment of water only. Each treatment (including the control of water only) was formulated with 0.03% Zeba® and 0.06% Nu-Film-P®. After preparation, the leaves were placed in mesh pockets, hung in the vineyard, and assessed after 48 h.

Morning and afternoon outdoor applications

The effects of adjuvants on nematode desiccation under field conditions were assessed. A grapevine at Welgevallen Experimental Farm was pre-moistened using a backpack sprayer of water. A suspension was consequently applied containing *S. yirgalemense* at a concentration of 2000 IJs/ml, Zeba® (0.03%) and Nu-Film-P® (0.06%), using a calibrated handheld sprayer, and allowed to stand for 3 min to eliminate excess runoff. At 0, 30, 60, 120 and 240 min post-application, three leaves were removed from the plant

and two 2 cm² discs were cut from each leaf, for a total of six discs per time interval. Each disc was rinsed with 5 ml tap water, whereupon the number of live and dead nematodes was recorded. The application, which was done at 8:00 in the morning, was repeated at 14:00 in the afternoon. Nematodes that did not respond to either light or prodding were recorded as dead.

Data analysis

Analysis of data obtained from all the trials was conducted on STATISTICA statistical analysis software version 13 (TIBCO Inc., 2017). Data from the adjuvant and concentration field trials were analysed using the ANOVA, while data from the outdoor deposition trial were analysed using generalised nonlinear models (GLZs), using a Poisson distribution and a log link function. For each experiment, the data from both trial dates were compared by means of an ANOVA to confirm the significant differences. Kruskal-Wallis tests were performed to confirm the results of the ANOVA and GLZ analyses. Bonferroni's test was applied for the post-hoc comparison of means. All significant differences were calculated to 95% probability level.

RESULTS

Adjuvant field trial

The mean temperature at EPN application was 19.4°C, with a min of 13.6°C and a max of 31.7°C, during the exposure period. The average temperature over the exposure period was 21.8°C. The relative humidity (RH) was recorded as 69.5% at EPN application, ranging between 32.9 and 94.8% over the duration of the trial, with an average of 67.5% over the exposure period.

No significant difference was found between the main effects of treatment and time, allowing data from the two trials to be pooled. The one-way ANOVA analysis of percentage mortality of *P. ficus* post-exposure to each of the *S. yirgalemense*-containing treatments and the control of water only, showed a significant difference in mortality between each treatment ($F_{(3, 120)} = 144.94, p < 0.01$). Each nematode treatment giving significantly higher mortality than the control ($5.5\% \pm 2\%$) after 48 h. Both adjuvant-based IJ treatments gave significantly higher mortality than did the IJs alone ($28.1\% \pm 2\%$), with Zeba® + Nu-Film-P® being the most effective overall treatment ($66.4\% \pm 4\%$), followed by Zeba® alone ($43.0\% \pm 3\%$) (Fig. 1).

Concentration field trial

The average temperature at EPN application (08:00) was 20.9°C, with the RH at 65.3%. Temperatures during the trial period ranged between 13.6°C and 31.5°C, with a mean of 21.5°C during the 48 h exposure period, and with the RH ranging between 32.1% and 94.8%, with a mean of 67.9% during the exposure period (Fig. 2A).

The two field trials were analysed, with treatment and date as the main effects. As no significant differences were found between the two experiments, the data were pooled. The one-way ANOVA analysis, which compare the effect on mealybug mortality of three different concentrations of *S. yirgalemense* with Zeba® + Nu-Film-P®, showed each treatment to be significantly different to the others

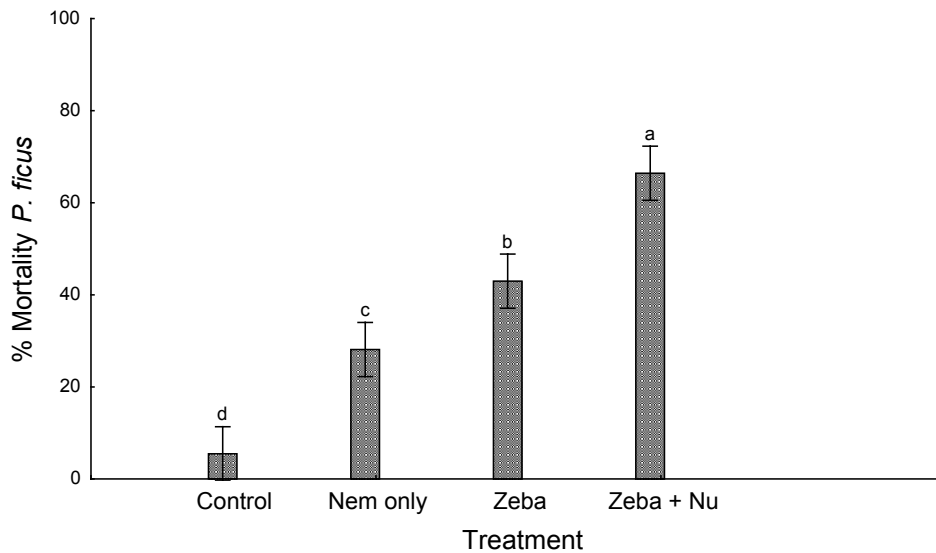


FIGURE 1

Mean percentage (95% confidence interval) mortality of *Planococcus ficus* on grapevine leaves, treated with 4000 IJs/ml *Steinernema yirgalemense* with Zeba only and both Zeba + Nu-Film-P® and the nematodes only, with a control of water only (without adjuvants). Leaves were exposed in mesh pockets in a vineyard for 24 h. Mortality was assessed 48h total post-application (one-way ANOVA: $F_{(3, 120)} = 144.94$, $p < 0.01$). Means of bars labelled with the same letter are not significantly different from one another ($p < 0.05$).

($F_{(3, 112)} = 46.467$, $p < 0.01$). The treatment with the highest concentration of 3000 IJs/ml being the most effective ($43.8\% \pm 4\%$) after 48 h, followed by the treatments with concentrations of 2000 IJs/ml ($32.0\% \pm 3\%$) and 1000 IJs/ml ($20.3\% \pm 4\%$), compared with the control ($7.8\% \pm 3\%$) (Fig. 2B).

Morning and afternoon application

For the morning trial, temperature and humidity at the start of the trial (8:00) were 14.6°C and 93.2% , respectively. Temperatures ranged between 15.0 and 34.9°C during the exposure period, with an average temperature of 25.2°C . The RH ranged from 34.0 to 93.7% , with an average of 60.2% during the trial period (Fig. 3A). Conditions differed in the afternoon trial, with the temperature and RH, at the time of application (14:00), being 31.0°C and 39.9% , respectively. Temperatures during the 4-h period ranged between 20.4 and 31.0°C , with an average of 26.8°C . The RH ranged between 40.6 and 64.6% , with an average of 46.8% over the trial period (Fig. 3B).

A comparison of the counts of live nematodes collected from the leaves treated with EPNs and adjuvants, overall, showed the number of live *S. yirgalemense* retrieved from leaf discs differed significantly between 8:00 and 14:00 ($p < 0.01$), and by time interval post-application ($p < 0.01$) (Fig. 3C). In the morning application, 4.7 nematodes were recovered after 4h, in comparison with the 6.1 nematodes that were recovered immediately after application. In the afternoon application, 4.5 nematodes were retrieved directly after application, in comparison to the 0.5 nematodes retrieved 4 h later.

DISCUSSION

The results demonstrate that the addition of Zeba® and Nu-Film-P® to *S. yirgalemense* treatments has a positive effect on the control of *P. ficus* on foliage. The benefits of each adjuvant appear to be additive. The Nu-Film-P® alone treatment increased *P. ficus* mortality by 22% compared to the control, with the treatment containing Nu-Film-P® and Zeba® giving a slightly higher mortality than did Zeba® alone. This is concurrence with a laboratory and glasshouse study of Platt *et al.* (2018a, b), in which the application of adjuvants on grapevine leaves improved the control of *P. ficus*. These findings are in contrast to that of Van Niekerk and Malan (2014b; 2015), who assessed these adjuvants and showed that all nematode-containing treatments improved *P. citri* mortality, but that the combination of Zeba® and Nu-Film-P® was the only treatment to offer significantly higher mortality of *P. citri* on citrus than did the nematodes alone. The difference in results attained may be ascribed to the different structures of the leaves used, with citrus leaves being firmer and waxier, on average, than are grapevine leaves, on average. Nu-Film-P® is a spreader and sticker, and, as such, might have been more effective on grapevine leaves of, which the surfaces are less hydrophobic.

A key concern of pesticide applications against the vine mealybug is their tendency to occupy cryptic habitats, thus shielding them from pesticidal application. A future study should investigate the ability of EPNs to infect female mealybugs by means of actively moving into cryptic habitats where the insects reside, which is also a more conducive microhabitat for the nematodes themselves, thus offering a significant potential advantage over the use of chemical pesticides.

In this study, an experiment was carried out to determine the effects of varying *S. yirgalemense* concentration on

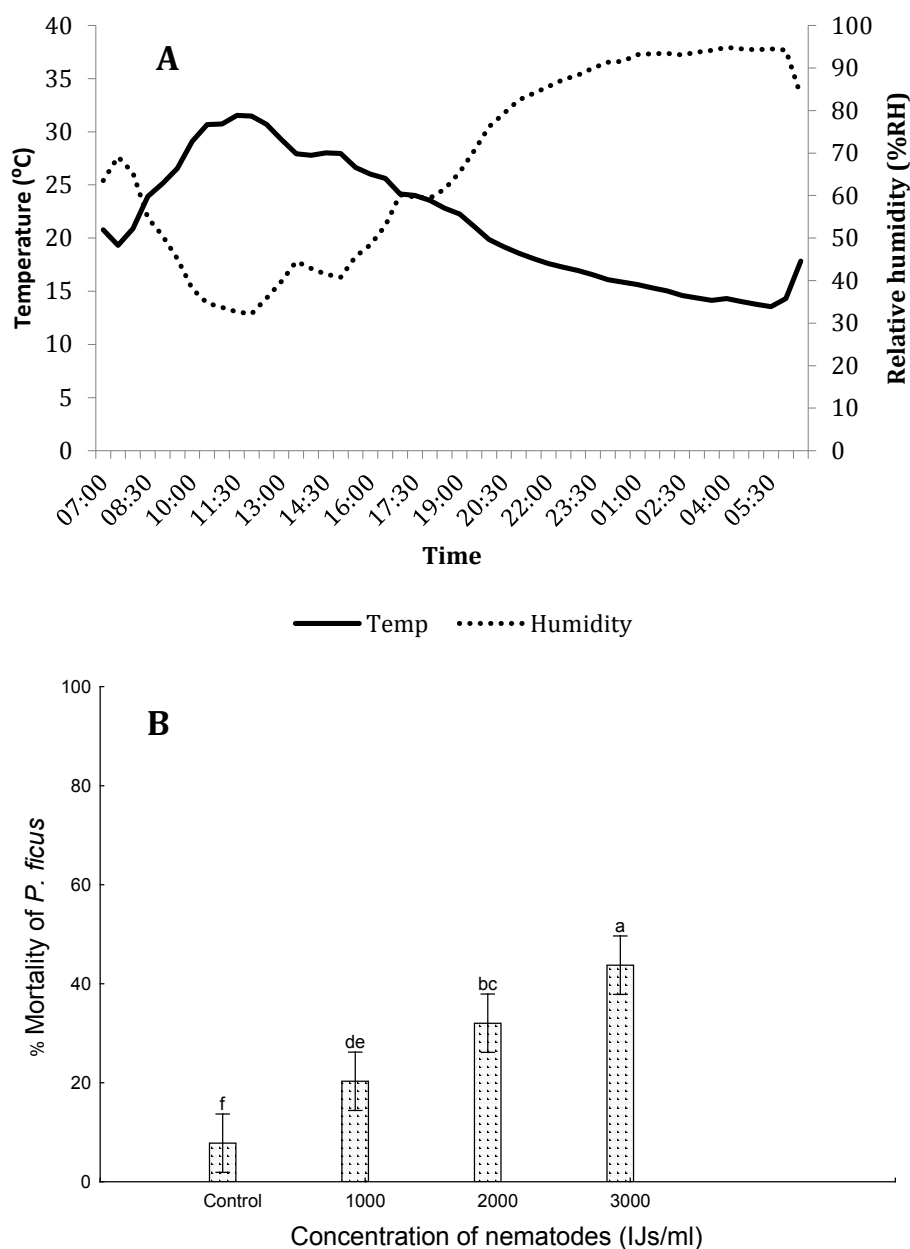


FIGURE 2

A: Climatic data recorded over the first 24 h duration of the concentration trial. B: Mean percentage (95% confidence interval) mortality of female *Planococcus ficus*, using three different concentrations (1000, 2000 and 3000 IJs per ml) of *Steinernema yirgalemense*, Zeba® and Nu-Film-P® and a control of water only. Mortality was assessed 48 h post-application (one-way ANOVA: $F_{(3, 112)} = 46.467$, $p < 0.01$). Means of bars sharing a letter are not significantly different from one another.

the mortality of female *P. ficus*. Each of the three EPN concentrations used (1000, 2000 and 3000 IJs/ml) resulted in significantly higher mortality after 48 h. *Planococcus ficus* mortality at 1000 IJs/ml differed significantly from the control, with the mortality at 2000 IJs/ml being 32%, and with it being 44% at 3000 IJs/ml. The above suggests that EPN concentration can be increased for predictable increases in *P. ficus* mortality under such conditions. The suggestion is in keeping with the research that has been conducted by Le Vieux and Malan (2013), who assessed the effect of increasing the concentration of three EPN species on individual *P. ficus* mortality. A similar increase in mortality was also observed as the EPN concentration was increased

from 0 to 80 IJs per mealybug. This is comparable to the increase in mortality observed per 1000 IJs/ml in Figure 1. By contrast, De Waal (2008) observed no significant difference between the mortality caused at 80 to 160 IJs/ml, and the mortality caused at 640 IJs/ml, when increasing concentrations of *H. zealandica* applied to diapausing codling moth (*C. pomonella*) larvae. Future research should investigate the upper limit, if any, of increasing concentrations of *S. yirgalemense* on *P. ficus* mortality, when applied with Zeba® and Nu-Film-P®.

Additionally, the effect on EPN survival on foliage caused by the climatic differences observed in morning and afternoon applications was assessed. The mean temperature

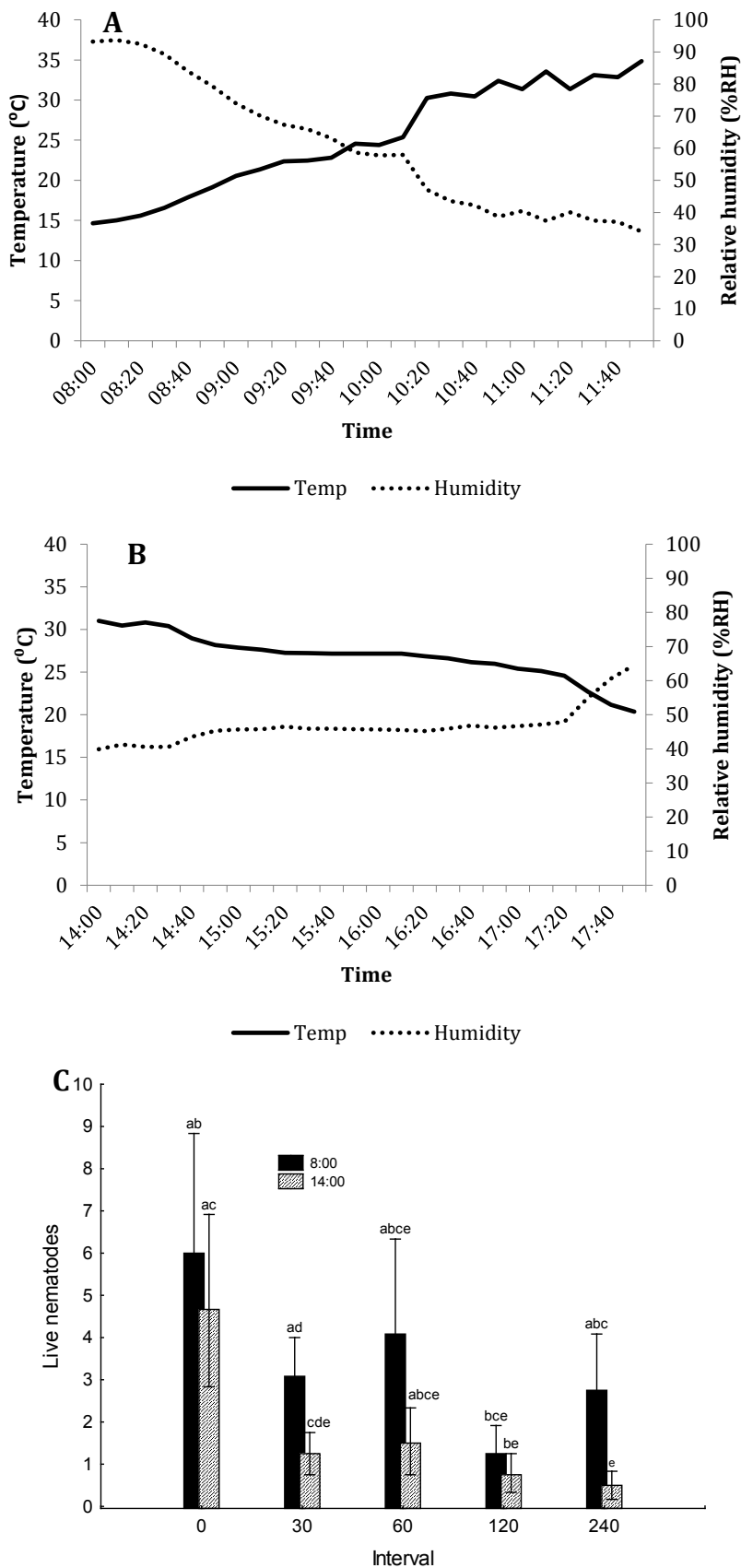


FIGURE 3

Climatic data recorded over the 4 h exposure time of the A: morning outdoor deposition trial and B: afternoon outdoor deposition trial. C: The mean number of nematodes collected from leaf discs at timed intervals post the application of a suspension of *Steinernema yirgalemense*, Zeba® and Nu-Film-P®. Nematodes were applied to leaves using a handheld sprayer, at a concentration of 2000 IJs/ml. The number of live nematodes present at each time interval was compared (Wald $X^2(4) = 13.239$, $p = 0.017$). Means of bars sharing a letter are not significantly different from one another.

and humidity over the experimental period varied greatly, with the temperature at 14:00 being 16°C higher than at 8:00. The RH was also much lower at 14:00 (40%), compared with at 8:00 (93%). Overall, the foliar survival of EPNs was significantly lower when they were applied in the afternoon. Additionally, the number of living nematodes recovered from leaf discs in the afternoon was lower at all intervals, compared with the same intervals when applied in the morning trial. De Waal *et al.* (2017) observed similar findings with respect to the interaction between *H. zealandica* and *C. pomonella*. They recorded mortality of 80 to 100% when the nematodes were applied to codling moth larvae at sunrise, compared with <50% mortality when the nematodes were applied at sunset. In general, morning application appears to be superior to evening application with regard to EPN survival and infectivity.

These results illustrate the importance optimum environmental conditions for application, as adjuvants alone are insufficient to counter the effects of climatic conditions completely. In order to be effective, knowledge of the local climatic conditions, as well as of the temperature/humidity niche breadth of the EPN species used, is essential. In the case of *S. yirgalemense*, with the weather conditions at 8:00 being closer to the ideal for application than they were at 14:00 served to establish that 100% RH and temperatures of around 25°C (Platt *et al.*, 2018a, b) seemed to be ideal for the EPN infection of female *P. ficus*.

Future research would be useful in determining the relationship between temperature and humidity. Applications in the case of the current study took place in March 2017, and, over the 24h period assessed, the temperature and humidity conditions did not align ideally – the temperatures at maximum humidity were lower than the ideal, and the humidity at optimal temperatures (Platt *et al.*, 2018a, b) was also low. It would, therefore, be of interest to investigate the relationship between temperature and humidity to determine the most important factor in terms of EPN success on foliage. Additionally, the effects of irrigation on the foliar application of EPNs in the control of *P. ficus* should be investigated. EPN survival on foliage can be improved when applications occur post-rainfall (Mráček, 2002). However, rain forecasting in South Africa is less reliable than it is elsewhere, such as in Europe. Downing (1994) demonstrated the potential of pre- and post-application irrigation when *H. bacteriophora* was applied in the control of two Coleopteran species on Kentucky bluegrass, achieving consistent pest mortality (>80%), compared to unirrigated controls. This was supported by Odendaal *et al.* (2016), who found that increases in RH were, overall, found to be the most effective factor in the improving of EPN control over codling moth. Therefore, it would appear that EPN species should be selected for the expected temperature niche during which they will be applied, and application techniques should focus instead on maintaining the appropriate humidity levels within the application area for as long as possible.

One possible area of grape production that might synergise with EPN applications is the use of table grape vineyards covered with shade netting. Increasing global temperatures tend to lead to negative effects on wine grapes grown in hot regions. For example, Sémillon grapes

demonstrate a decrease in the sugar content of grapes and photosynthesis when exposed to 40°C temperatures (Greer & Weston, 2010). Artificial shading methods are commonly employed in table grape vineyards to manage the prevailing temperature, after studies have been carried out to assess the impact of shading on wine grape vineyards. Cartechini & Palliotti (1995), on assessing the effects of three levels of cover (100%, 60% and 30% sunlight penetration) on the temperature and humidity in a Sangiovese vineyard, found that the temperature decreased, and the humidity increased in covered vineyards. Similar results have been demonstrated with regards to Shiraz (Caravia *et al.*, 2016) and Sémillon grapes (Greer & Weston, 2010). Besides their intended purpose in ameliorating conditions for wine grape development, artificial shading might also serve to ameliorate conditions for EPN activity by means of lowering temperatures and by means of (critically) causing relative humidity levels to increase. Platt *et al.* (2018c) showed the effective control of *P. ficus* on grapevine leaves using *S. yirgalemense* in both a growth chamber and in glasshouse experiments

Overall, the ability of an adjuvant-based *S. yirgalemense* treatment to obtain high mortality of female *P. ficus*, under semi-field conditions, is promising in terms of the development of a potential foliar biopesticide containing *S. yirgalemense*. Notably, however, the results concerned were obtained from the direct spraying of mealybugs, with work remaining to be done on developing an effective means of application for mealybug colonies living in cryptic habitats on grapevines. Nevertheless, the current study demonstrates that it is possible for high concentrations of *S. yirgalemense* to obtain > 65% mortality in female mealybugs on grapevine foliage, when with the addition adjuvants. It is also of important that application should be in a windows period during the day, in which optimal climate conditions are present. Research into techniques for maintaining optimal environmental conditions, for both grape and nematode, is the next step to be undertaken in the search for an effective nematode-based solution to the existing problems in this field.

LITERATURE CITED

- Adams, B.J. & Nguyen, K.B., 2002. Taxonomy and systematics. In: Gaugler, R. (ed). Entomopathogenic nematology. CAB International, Wallingford. pp. 1 – 34.
- Annecke, D.P. & Moran, V.C., 1982. Insects and Mites of Cultivated Plants in South Africa. Butterworths, Durban.
- Arthurs, S., Heinz, K.M. & Prasifka, J.R., 2004. An analysis of using entomopathogenic nematodes against above-ground pests. *Bul. Entomol. Res.* 94, 297-306. doi: 10.1079/BER2003309
- Beck, B., Brusselman, E., Nuytens, D., Moens, M., Temmerman, F., Pollet, S., Van Weyenberg, S. & Spanoghe, P., 2014. Improving the biocontrol potential of entomopathogenic nematodes against *Mamestra brassicae*: Effect of spray application technique, adjuvants and an attractant. *Pest Manag. Sci.* 70, 103-112. doi: 10.1002/ps.3533
- Berlinger, M.J., 1977. The Mediterranean vine mealybug and its natural enemies in southern Israel. *Phytoparasitica* 5, 3-14. doi: 10.1007/BF03179429

- Cabaleiro, C. & Segura, A., 1997. Some characteristics of the transmission of grapevine leafroll associated virus 3 by *Planococcus citri* Risso. *Eur. J. Plant. Pathol.* 103, 373-378. doi: 10.1023/A:1008619523666
- Caravia, L., Collins, C., Petrie, P.R. & Tyerman, S.D., 2016. Applications of shade treatments during Shiraz berry ripening to reduce the impact of high temperature. *Aust. J. Grape Wine Res.* 22, 422-437. doi: 10.1111/ajgw.12248
- Cartechini, A. & Palliotti, A., 1995. Effects of shading on vine morphology and productivity and leaf gas exchange characteristics in grapevines in the field. *Am. J. Enol. Vitic.* 46, 227-234.
- Daane, K.M., Cooper, M.L., Triapitsyn, S.V., Walton, V.M., Yokota, G.Y., Haviland, D.R., Bentley, W.J., Godfrey, K.E. & Wunderlich, L.R., 2008. Vineyard managers and researchers seek sustainable solutions for mealybugs, a changing pest complex. *Calif. Agr.* 62, 167-176. Doi: 10.3733/ca.v062n04p167
- Daane, K.M., Malakar-Kuennen, R., Guillen, M., Bentley, W.J., Bianchi, M. & Gonzalez, D., 2003. Abiotic and biotic pest refuges hamper biological control of mealybugs in California vineyards. In: 1st Intern. Symp. on Biological Control of Arthropods, Honolulu. pp. 389 – 398.
- De Villiers, M. & Pringle, K.L., 2007. Seasonal occurrence of vine pests in commercially treated vineyards in the Hex River Valley in the Western Cape Province, South Africa. *Afr. Entomol.* 15, 241. doi: 10.4001/1021-3589-15.2.241
- De Waal, J.Y., 2008. Entomopathogenic nematodes (Rhabditida: Steinernematidae and Heterorhabditidae) for the control of the codling moth *Cydia pomonella* (L.) under South African conditions. Thesis, Stellenbosch University, Private Bag X1, 7602 Matieland (Stellenbosch), South Africa.
- De Waal, J.Y., Addison, M.F. & Malan, A.P., 2017. Potential of *Heterorhabditis zealandica* (Rhabditida: Heterorhabditidae) for the control of codling moth, *Cydia pomonella* (Lepidoptera: Tortricidae) in semi-field trials under South African conditions. *Int. J. Pest. Manag.* 63, 1-9. doi: 10.1080/09670874.2017.1342149
- De Waal, J.Y., Malan, A.P. & Addison, M.F., 2013. Effect of humidity and a superabsorbent polymer formulation on the efficacy of *Heterorhabditis zealandica* (Rhabditida: Heterorhabditidae) to control codling moth, *Cydia pomonella* (L.) (Lepidoptera: Tortricidae). *Biocontrol. Sci. Techn.* 23, 62-78. doi: 10.1080/09583157.2012.736472
- Downie, D.A. & Gullan, P.J., 2004. Phylogenetic analysis of mealybugs (Hemiptera: Coccoidea: Pseudococcidae) based on DNA sequences from three nuclear genes, and a review of the higher classification. *Syst. Entomol.* 29, 238-259. doi: 10.1111/j.0307-6970.2004.00241.x
- Downing, A.S., 1994. Efficacy of entomopathogenic nematodes (Rhabditida: Heterorhabditidae) against white grubs (Coleoptera: Scarabaeidae). *J. Econ. Entomol.* 83, 643-646. doi: 10.1093/jee/87.3.643
- Forst, S. & Clarke, D., 2002. Bacteria-nematode symbiosis. In: Gaugler, R. (ed). *Entomopathogenic nematology*. CAB International, Wallingford. pp. 57 – 78.
- Gaugler, R., Bednarek, A. & Campbell, J.F., 1992. Ultraviolet inactivation of heterorhabditid and steinernematid nematodes. *J. Invertebr. Pathol.* 160, 155-160. doi: 10.1016/0022-2011(92)90026-Z
- Gaugler, R. & Boush, G.M., 1978. Effects of ultraviolet radiation and sunlight on the entomogenous nematode, *Neoapectana carpocapsae*. *J. Invertebr. Pathol.* 32, 291-296. doi: 10.1016/0022-2011(78)90191-X
- Georgis, R., 1990. Formulation and application technology. In: Gaugler, R. & Kaya, H.K. (eds). *Entomopathogenic nematodes in biological control*. CRC Press Inc., Boca Raton. pp. 173 – 191.
- Glazer, I., 1992. Survival and efficacy of *Steinernema carpocapsae* in an exposed environment. *Biocontrol Sci. Techn.* 2, 101-107. doi: 10.1080/09583159209355223
- Glazer, I., 2002. Survival biology. In: Gaugler, R. (ed). *Entomopathogenic nematology*. CAB International, Wallingford. pp. 169 – 188.
- Glazer, I., Klein, M., Navon, A., & Nakache, Y., 1992a. Comparison of efficacy of entomopathogenic nematodes combined with antidesiccants applied by canopy sprays against three cotton pests (Lepidoptera: Noctuidae). *J. Econ. Entomol.* 85, 1636-1641. doi: 10.1093/jee/85.5.1636
- Glazer, I., Nakache, Y. & Klein, M., 1992b. Use of entomopathogenic nematodes against foliage pests. *Hassadeh* 72, 626-630.
- Greer, D.H. & Weston, C., 2010. Heat stress affects flowering, berry growth, sugar accumulation and photosynthesis in *Vitis vinifera* cv. Semillon grapevines grown in a controlled environment. *Funct. Plant Biol.* 37, 206-214. doi: 10.1071/FP09209
- Grewal, P.S., Selvan, S. & Gaugler, R., 1994. Thermal adaptation of entomopathogenic nematodes: Niche breadth for infection, establishment, and reproduction. *J. Therm. Biol.* 19, 245-253. doi: 10.1016/0306-4565(94)90047-7
- Griffin, C.T., Boemare, N.E. & Lewis, E.E., 2005. Biology and behaviours. In: Grewal, P.S., Ehlers, R.-U. & Shapiro-Ilan, D.I. (eds). *Nematodes as biocontrol agents*. CAB International, Wallingford. pp. 47 – 64.
- Hattingh, V., Cilliers, C.J. & Bedford, E.C.G., 1998 (2nd ed). *Citrus mealybugs*. In: Bedford, E.C.G., Van den Berg, M.A. & De Villiers, E.A. (eds). *Citrus pests in the Republic of South Africa*. Institute for Tropical and Subtropical Crops, Nelspruit. pp. 112 – 120.
- Head, J., Lawrence, A.J. & Walters, K.F.A., 2004. Efficacy of the entomopathogenic nematode, *Steinernema feltiae*, against *Bemisia tabaci* in relation to plant species. *J. Appl. Entomol.* 128, 543-547. doi: 10.1111/j.1439-0418.2004.00882.x
- Kaya, H.K. & Stock, S.P., 1997. Techniques in insect nematology. In: Lacey, L.A. (ed). *Manual of Techniques in Insect Pathology*. Academic Press, San Diego, C.A. pp. 281 – 324.
- Le Vieux, P.D. & Malan, A.P., 2013. The potential use of entomopathogenic nematodes to control *Planococcus ficus* (Signoret) (Hemiptera: Pseudococcidae). *S. Afr. J. Enol. Vitic.* 34, 296-306.
- Le Vieux, P.D. & Malan, A.P., 2015. Prospects for using entomopathogenic nematodes to control the vine mealybug, *Planococcus ficus*, in South African vineyards. *S. Afr. J. Enol. Vitic.* 36, 59-70.
- Lello, E.R., Patel, M.N., Matthews, G.A. & Wright, D.J., 1996. Application technology for entomopathogenic nematodes against foliar pests. *Crop Prot.* 15, 567-574. Doi: 10.1016/0261-2194(96)00026-9
- MacVean, C.M., Brewer, J.W. & Capinera, J.L., 1982. Field tests of antidesiccants to extend the infection period of an entomogenous nematode, *Neoapectana carpocapsae*, against the Colorado potato beetle. *J. Econ. Entomol.* 75, 97-101. doi: 10.1093/jee/75.1.97
- Mason, J.M., Matthews, G.A. & Wright, D.J., 1998. Screening and election of adjuvants for the spray application of entomopathogenic nematodes against a foliar pest. *Crop Prot.* 17, 463-470. doi: 10.1016/S0261-2194(98)00043-X
- Millar, I.M., 2002. Mealybug genera (Hemiptera: Pseudococcidae) of South Africa: Identification and review. *Afr. Entomol.* 10, 185-233.
- Mráček, Z., 2002. Use of entomoparasitic nematodes (EPANs) in biological control. In: Upadhyay, R.K. (ed). *Advances in microbial control of insect pests*. Springer, Boston, MA. pp. 235 – 264.
- Norton, D.C., 1978. *Ecology of Plant-Parasitic Nematodes*. Wiley, New York. pp. 128 – 132.
- Odendaal, D., Addison, M.F. & Malan, A.P., 2016. Evaluation of above-ground application of entomopathogenic nematodes for the control of diapausing codling moth (*Cydia pomonella* L.) under natural conditions. *Afr. Entomol.* 24, 61-74. doi: 10.4001/003.024.0061

- Platt, T., 2017. Investigating the above-ground application of EPNs for the control of the vine mealybug *Planococcus ficus*. MSc thesis, Stellenbosch university 108 pp.
- Platt, T., Stokwe, N.F. & Malan, A.P., 2018a. Potential of local entomopathogenic nematodes for control of the vine mealybug, *Planococcus ficus*. Afr. J. Enol. Vitic. (In Press).
- Platt, T., Malan, A.P. & Stokwe, N.F., 2018b. Foliar application of *Steinernema yirgalemense* to control *Planococcus ficus*: Assessing adjuvants to improve application in the glasshouse. S. Afr. J. Enol. Vitic. (In Press).
- Prinsloo, G.H & Uys, V.M., 2015. *Insects of Cultivated Plants and Natural Pastures in Southern Africa*. Entomological Society of Southern Africa, Pretoria, South Africa.
- Schroer, S. & Ehlers, R.-U., 2004. Foliar application of the entomopathogenic nematode *Steinernema carpocapsae* for biological control of diamondback moth larvae (*Plutella xylostella*). Biol. Control. 33, 81-86. doi: 10.1016/j.biocontrol.2004.12.009
- Shapiro, M., Mclane, W. & Bell, R., 1985. Laboratory evaluation of selected chemicals as antidesiccants for the protection of the entomogenous nematode, *Steinernema feltiae* (Rhabditidae, Steinernematidae) against *Lymantria dispar* (Lepidoptera, Lymantriidae). J. Econ. Entomol. 78, 1437-1441.
- Shapiro-Ilan, D.I., Gouge, D.H., Piggott, S.J. & Fife, J.P., 2006. Application technology and environmental considerations for use of entomopathogenic nematodes in biological control. Biol. Control 38, 124-133. doi: 10.1093/jee/78.6.1437
- TIBCO Inc., 2017. STATISTICA (data analysis software system), version 13. <http://statistica.io>
- Van Niekerk, S. & Malan, A.P., 2012. Potential of South African entomopathogenic nematodes (Heterorhabditidae and Steinernematidae) for control of the citrus mealybug *Planococcus citri* (Pseudococcidae). J. Invertebr. Pathol. 111, 166-174. doi: 10.1016/j.jip.2012.07.023
- Van Niekerk, S. & Malan, A.P., 2014a. Compatibility of *Heterorhabditis zealandica* and *Steinernema yirgalemense* with agrochemicals and biological control agents. *African Entomology* 22, 49-56.
- Van Niekerk, S. & Malan, A.P., 2014b. Evaluating the efficacy of a polymer-surfactant formulation to improve control of *Planococcus citri* (Risso) (Hemiptera: Pseudococcidae) under simulated natural conditions. *Afr. Pl. Prot.* 17, 1-9 <http://reference.sabinet.co.za/document/EJC146102>
- Van Niekerk & Malan, A.P. 2015. Adjuvants to improve aerial control of the citrus mealybug *Planococcus citri* (Hemiptera: Pseudococcidae) using entomopathogenic. *J. Helminth.* 98, 189-195. doi:10.1017/S0022149X13000771
- Van Zyl, S.A., Brink, J-C., Calitz, F.J. & Fourie, P.H., 2010. Effects of adjuvants on deposition efficiency of fenhexamid sprays applied to Chardonnay grapevine foliage. *Crop. Prot.* 29, 843-852. doi: 10.1016/j.cropro.2010.04.017
- Wakgari, W.M. & Giliomee, J.H., 2004. Mealybugs and their parasitoids in apple and pear orchards in the Western Cape Province, South Africa. *Afr. Plant Prot.* 10, 7-11.
- Walton, V.M., 2003. Development of an integrated pest management system for vine mealybug, *Planococcus ficus* (Signoret), in vineyards in the Western Cape Province, South Africa. Thesis, Stellenbosch University, Private Bag X1, 7602 Matieland (Stellenbosch), South Africa.
- Walton, V.M. & Pringle, K.L., 2004. Vine mealybug, *Planococcus ficus* (Signoret) (Hemiptera: Pseudococcidae), a key pest in South African vineyards. A review. *S. Afr. J. Enol. Vitic.* 25, 54-62. doi: 10.21548/25-2-2140
- Webster, J.M. & Bronskill, J.F., 1968. Use of Gelgard M and an evaporation retardant to facilitate control of larch sawfly by a nematode-bacterium complex 1. *J. Econ. Entomol.* 61, 1370-1373. doi: 10.1093/jee/61.5.1370
- Wilson, M. & Gaugler, R., 2004. Factors limiting short-term persistence of entomopathogenic nematodes. *J. Appl. Entomol.* 128, 250-253. doi: 10.1111/j.1439-0418.2004.00814.x
- Woodring, J.L., Kaya, H.K., 1988. *Steinernematid and heterorhabditid nematodes: a handbook of techniques*. Fayetteville: Arkansas Agricultural Experimental Station. (Southern Cooperative Series Bulletin 331).
- Wright, D.J., Peters, A., Schroer, S. & Fife, J.P., 2005. Application technology. In: Grewal, P.S., Ehlers, R.U. & Shapiro-Ilan, D.I. (eds). *Nematodes as biocontrol agents*. CAB International, Wallingford. pp. 91 – 106.