

Characteristic Aroma Compounds in Two New *Vitis vinifera* Cultivars (Table Grapes) and Impact of Vintage and Greenhouse Cultivation

L.-L. Duan¹, Q.-H. Pan¹, X.-J. Tang², Q. Yang¹, R. Jiang¹, Y. Shi^{1*}, C.-Q. Duan¹

(1) Centre for Viticulture and Oenology, College of Food Science and Nutritional Engineering, China Agricultural University, Beijing 100083, China.

(2) Pomology Institute, Shanxi Academy of Agricultural Sciences, Taigu, Shanxi 030815, China

Submitted for publication: March 2014

Accepted for publication: August 2014

Key words: New hybrids, aroma, greenhouse cultivation, vintage

‘Zaoheibao’ (a red tetraploid hybrid) and ‘Wuhecuibao’ (a white triploid hybrid) grapes have been obtained from Guibao♀ (diploid, *Vitis vinifera*) × Zaomeigui♂ (diploid, *V. vinifera*) and Guibao♀ (diploid, *V. vinifera*) × Wuhebaijixin♂ (triploid, *V. vinifera*) respectively. Aroma characterisation of the two new table grape cultivars was firstly done by the investigation of volatile compounds. The influence of greenhouse cultivation and vintage on berry aroma was studied as well. The results showed that linalool, decanal, β-damascenone, hexanal and (*E*)-2-hexenal were the main volatile compounds of the two cultivars, which meant that the floral, fruity and sweet odour were prominent, followed by the herbaceous aroma. Greenhouse cultivation enhanced herbaceous odour in both ‘Wuhecuibao’ and ‘Zaoheibao’ berries, and reduced the floral aroma, contributed mainly by β-damascenone, in ‘Wuhecuibao’, and the sweet aroma, represented mainly by linalool, in ‘Zaoheibao’. The concentrations of the main aroma compounds were greatly affected by vintage and the intensity of sensorial perception was correspondingly changed, but varietal odour attributes were not significantly altered. These results will not only help promote the cultivation and popularisation of these cultivars, but also will provide valuable data for the use of these cultivars in future breeding.

INTRODUCTION

Aroma composition is one of the most important parameters in table grapes and it determines consumers' acceptance to a large extent. Many factors influence the composition and concentration of aroma compounds in grapes, such as cultivar (Garcia *et al.*, 2003), origin (Oliveira *et al.*, 2006), climate (Ristic *et al.*, 2007), degree of maturity (Augustyn & Rapp, 1982), vineyard management technique (Gonçalves *et al.*, 2008) and vintage (Diéguez *et al.*, 2003). Greenhouse cultivation is one of the staple management techniques around the world, as it can reduce the impact of seasonal climate on fruit production and meet fresh fruit supplement all the year round. In comparison to open field cultivation, greenhouse cultivation generally alters sunlight, CO₂ concentration and environmental temperature, which would affect the accumulation of aroma compounds (Schultz, 2000). The effect of vintage on grape aroma compounds is caused similarly by differences in the sum of temperature, sunlight and vine-water balance between different years (Schultz, 2000; Ristic *et al.*, 2007; Mira de Orduña, 2010). Some studies have focused on the influence of greenhouse

conditions and vintages on wine grape cultivars (Lafontaine *et al.*, 2004; Des Gachons *et al.*, 2005), but table grapes have received little attention.

Table grapes are mainly used for fresh consumption and make up approximately 90% of total grape production in China. ‘Wuhecuibao’ (*V. vinifera*) and ‘Zaoheibao’ (*V. vinifera*) are two new table grape hybrids that were bred by the Shanxi Pomology Institute in China. ‘Wuhecuibao’ is a triploid hybrid white table grape cultivar from diploid Guibao♀ (*V. vinifera*) and triploid Wuhebaijixin♂ (*V. vinifera*), while ‘Zaoheibao’ is a tetraploid hybrid red table grape cultivar from diploid Guibao♀ (*V. vinifera*) and diploid Zaomeigui♂ (*V. vinifera*). ‘Wuhecuibao’ is an early-ripening, seedless cultivar with a sweet and rich flavour. ‘Zaoheibao’ has a very large berry (7.50 g/berry) with a purple skin, and is crack resistant. Both cultivars have strong resistance against white rot and downy mildew. Until now, these two cultivars have been planted in Shanxi, Gansu, Hebei or other provinces in China, and have been favoured by most consumers due to their good taste and flavour. They have good market prospects. However, aroma

*Corresponding author: Ying Shi, E-mail address: shiy@cau.edu.cn [Tel.: +86-10-62737136; Fax: +86-10-62737136]

Acknowledgements: This research was financially supported by the National Natural Science Foundation of China (Grant No. 31272118 to Q.-H. Pan)

characterisation of the two Chinese table grape cultivars has not yet been described in detail.

The present study is aimed at illustrating their volatile characteristics and understanding the effects of vintage and greenhouse cultivation on their aroma compounds. This work will help optimise the cultivation of these new cultivars in order to achieve the best flavour quality and provide valuable data for new breeding programmes related to the two hybrids.

MATERIALS AND METHODS

Sampling

Grape berries of 'Zaoheibao' and 'Wuhecuibao' were sampled from the greenhouses and vineyards located at Shanxi Academy of Agricultural Sciences, Shanxi province, China (latitude 112°32', longitude 37°23') in three growing seasons (2009, 2011 and 2012). 'Zaoheibao' and 'Wuhecuibao' were planted in both greenhouses and open fields in 1996 and 2005 respectively. The rows were orientated in a North-South direction, with a spacing of about 1.5 to 1.8 m between vines. Berries were taken randomly from both sides of the rows. Grapevines, either 'Zaoheibao' or 'Wuhecuibao', were divided into three biological sampling units, and each unit comprised 10 vines. The samples from different units were placed in different polyethylene bags.

Greenhouse and open field cultivation conditions

For greenhouse cultivation, vines were planted with a spacing of 1.4 m in the row and 1.8 m between rows in three similarly sized polyethylene (PE) (100 µm thick, UV-excluded and IR-filtered) greenhouses (3.2 m height, 9 m width and 68 m length). The trunks of all grapevines were trained along wires, with the cordon extending horizontally. The two cultivars were also growing in vineyards without any shielding. Cultivation practices for both greenhouse and open field vines were similar regarding fertilisation, irrigation, pruning and disease control. The canopies were trimmed before véraison to maintain a medium-to-high vigour. A proper leaf/fruit ratio (cm²/g) was required in order to balance photosynthetic capacity and carbohydrate accumulation in the grapevines, and the different grape cultivars were generally given different leaf/fruit ratio so as to optimise fruit quality. In this study, leaf/fruit ratio was measured at grape harvest. The ratio was controlled in the range from 25:1 to 30:1 for 'Wuhecuibao', with a grape production of about 15 × 1 000 kg/hm², while it ranged from 30:1 to 35:1 for 'Zaoheibao', with about 25 × 1 000 kg/hm² grape production.

For each replicate, approximately 150 berries were selected at random from various directions of 10 grapevines. The berries were sampled at harvest and immediately transported on ice to the laboratory. The grape berries from greenhouse cultivation were collected only in 2009, while grape berries were sampled in the vineyards at the same locations in 2009, 2011 and 2012. About 30 berries for each replicate were used to measure total soluble solids (°Brix, TSS) and total titratable acidity (TTA). The remaining berries were frozen in liquid nitrogen and stored at -80°C prior to analysis.

Sample preparation and extraction of volatile compounds

Samples were prepared according to Hellin *et al.* (2010), with minor modifications. Berries were deseeded, ground into powder and blended under liquid nitrogen. Fifty grams of ground berries was added with 0.5 g of *D*-glyconicacid-lactone (Sigma) and blended to inhibit grape β-glycosidase activity. After being macerated for 4 h at 4°C, the maceration extract was immediately centrifuged at 2 000 g and 4°C for 10 min, and clear grape juice was obtained.

Volatile compounds were extracted according to the method reported by Zhang *et al.* (2007). Five millilitres of the juice, 1.00 g of NaCl and 10 µl of internal standard 4-methyl-2-pentanol (1 000 mg/L) were blended in a 15 ml sample vial tightly capped with a PTFE silicon septum and containing a magnetic stirrer. Afterwards, the vial containing the sample was heated at 40°C for 30 min on a heating platform with 80 rpm agitation. The pretreated (conditioned at 270°C for 1 h) SPME fibre (50/30 µm DVB/Carboxen/PDMS, Supelco, Bellefonte, PA) was then inserted into the headspace. The fibre was subsequently desorbed in the GC injector for 8 min.

GC-MS analysis

An Agilent 7890 GC equipped with an Agilent 5975 MS and fitted with a 60 m × 0.25 mm id HP-INNOWAX capillary column with 0.25 µm film thickness (J & W Scientific, Folsom, CA) was employed to separate and identify the aromatic volatiles. Helium was used as the carrier gas at 1 ml/min, and the GC inlet was set in the splitless mode. The starting temperature of the oven was 50°C, which was held for 1 min, then it was raised to 220°C at a rate of 3°C/min and held at 220°C for 5 min. The mass spectrometer in the electron impact mode (MS/EI) at 70 eV was scanned in the full scan and selective ion mode (SIM) under autotune conditions at the same time. The area of each peak was determined by ChemStation software (Agilent Technologies).

Quantification

The quantification procedure was based on prior studies, with modifications (Howard *et al.*, 2005; Jeti *et al.*, 2007). According to the average concentration of sugar and acids in grape juice, a synthetic matrix was prepared in distilled water containing glucose (200 g/L) and malic acid (6 g/L), and the pH value was adjusted to 3.5 with 5 N NaOH solution. All aroma compound standards were dissolved with ethanol, and then combined together as a single standard solution. This mixed standard solution was diluted into seven levels in succession (fourfold dilution was conducted between two adjacent mixed standard solutions) with the synthetic matrix. Volatile standards of each level were extracted and analysed under the same conditions as the grape samples. For quantifications, calibration curves were obtained, with their regression coefficients all above 97% (see supplementary material). In addition, volatile compounds without calibration curves were estimated with those standards that had the same functional group and/or similar numbers of carbon atoms.

Odour activity value

To better illustrate the aroma characteristics of the grape berries, the odour activity value (OAV) was calculated by

SUPPLEMENTARY MATERIAL

Regression equations for some major volatile compounds in grape berries

Standards	Calibration curves ^a	r ^{2b}	Linear range (µg/L)
hexanal	y = 7.0275 x -0.4848	0.99	5.77–23 637.6
β-myrcene	y = 0.2723 x - 0.0024	0.979	0.21–851.2
(E)-2-hexenal	y = 7.6349 x -0.8204	0.989	7.98–32 692.8
ethyl hexanoate	y = 0.1494 x +0.0032	0.99	0.03–126.17
octanal	y = 4.9859 x +0.0046	0.981	0.05–192.04
1-hexanol	y = 1.31 x -0.04	0.987	0.48–1 967.13
(E)-3-hexen-1-ol	y = 5.2956 x +0.0006	0.982	0.06–234.22
(Z)-3-hexen-1-ol	y = 9.7995 x -0.022	0.998	1.26–5 164.6
(E)-2-hexen-1-ol	y = 2.9211 x -0.0538	0.998	1.5–6 124.8
2-octanol	y = 0.0982 x +0.0023	0.996	0.03–121.77
ethyl octanoate	y = 0.1502 x +0.0054	0.989	0.06–233.23
1-octen-3-ol	y = 0.0966 x +0.0004	0.994	0.01–40.77
2-ethyl-1-hexanol	y = 0.0947 x +0.0008	0.994	0.01–43.38
decanal	y = 3.4735 x +0.0247	0.979	0.16–654.39
linalool	y = 0.4641 x +0.041	0.995	0.45–1 852.8
1-octanol	y = 2.0172 x +0.004	0.995	0.06–228.85
α-terpineol	y = 0.3522 x +0.0068	0.99	0.06–226.8
geranyl acetate	y = 0.1507 x +0.0168	0.983	0.05–198
citronellol	y = 0.3058 x +0.0071	0.993	0.05–191.9
methyl salicylate	y = 0.14 x +0.0063	0.989	0.05–195.03
nerol	y = 0.3865 x +0.112	0.982	0.55–2 269.8
geraniol	y = 0.4864 x +0.1673	0.978	0.61–2 495.46
hexanoic acid	y = 1.9137 x +0.1212	0.985	0.84–3 445.2
geranylacetone	y = 0.0132 x +0.0046	0.978	0.02–68.25
2,6-di-tert-butyl-4-methylphenol	y = 0.104 x -0.0012	0.983	0.02–79.6
2-phenylethanol	y = 3.5392 x +0.1564	0.988	1.23–5 021.28
phenol	y = 1.7599 x +0.0018	0.992	0.02–101.5

a: x, peak area ratio of a compound to internal standard; y, concentration in µg/L. b: r², regression coefficient

dividing the concentration of a compound by its odour thresholds (OT, determined from the grape matrix), which were obtained from the literature cited in Table 3.

Macroclimatic data

The macroclimatic data (rainfall, mean temperature, growing degree days and sunshine duration) were provided by the China Meteorological Data Sharing Service System (<http://cdc.cma.gov.cn/home.do>).

Statistical analysis

Analysis of variance (ANOVA) or the T-test was used to evaluate differences in the concentrations of each aromatic compound in the grape berries. A significant difference was noted when $P < 0.05$. Hierarchical cluster analysis was performed on the basis of the concentrations of all volatile compounds by adopting Ward's method. Principal component analysis (PCA) was conducted to visualise different berry samples and to establish the relationship between sample and characteristic aroma compounds with OAV over 1. SPSS Statistical Package for Windows version 19.0 (SPSS Inc., USA) was used for all statistical analyses.

RESULTS AND DISCUSSION

Vintages and cultivation conditions (greenhouse versus vineyard) apparently affected total soluble solids (TSS) in the 'Wuhecuibao' and 'Zaoheibao' berries, while both of them had little influence on total titratable acidity (TTA). TSS was the lowest in the 'Wuhecuibao' grapes in 2012. For the 'Zaoheibao', grapes the lowest TSS was present in 2011 (ANOVA, $P < 0.05$, Table 1). The grapes growing in greenhouses contained less TSS in comparison with those from the open-air vineyards (T-test, $P < 0.05$, Table 1).

The types and concentrations of volatile compounds detected by GC-MS from the two grape cultivars are listed in Table 2. In this study, a total of 83 volatile compounds were detected, of which 23 volatiles were present in all 'Wuhecuibao' samples and 21 volatiles in all 'Zaoheibao' samples, regardless of planting location and vintage. These compounds mainly included terpenoids, C₆-aldehydes and alcohols.

TABLE 1
Total soluble solids (TSS) and total titratable acidity (TTA) of 'Wuhecui bao' and 'Zaoheibao' table grape berries

Grape cultivars	Vintage	Planting location	TSS/Brix ^o	TTA (g/L)
'Wuhecui bao'	2009	Greenhouse	16.83 ± 0.07 ^c	4.65 ± 0.21 ^a
	2009	Vineyard	17.03 ± 0.02 ^{ab}	4.60 ± 0.17 ^a
	2011	Vineyard	17.09 ± 0.02 ^a	4.70 ± 0.14 ^a
	2012	Vineyard	17.00 ± 0.04 ^b	4.63 ± 0.22 ^a
'Zaoheibao'	2009	Greenhouse	17.92 ± 0.04 ^c	4.28 ± 0.24 ^a
	2009	Vineyard	18.19 ± 0.03 ^a	4.31 ± 0.31 ^a
	2011	Vineyard	18.05 ± 0.06 ^b	4.28 ± 0.19 ^a
	2012	Vineyard	18.20 ± 0.02 ^a	4.28 ± 0.11 ^a

For a cultivar, different letters in the same column indicate that the values have significant difference ($P < 0.05$).

Odour profile of 'Wuhecui bao' and 'Zaoheibao' grape berries

To estimate the contribution of a component to the global aroma of the berries, we adopted OAVs. β -Damascenone, decanal and linalool presented very high OAVs in both cultivars, meaning that these compounds are predominant contributors of fruit aroma. By combining the OAVs of a group of volatiles with similar odour descriptions (Table 3), an aromatic set could be defined. In the present study, five aromatic sets of volatile compounds were established, namely fruity, floral, sweet, herbaceous and chemical. Floral aroma was the most predominant in these two cultivars, followed by fruity aroma. The berries also showed a slightly sweet and herbaceous aroma, but presented little chemical flavour (Fig. 1).

For 'Wuhecui bao', a total of 76 volatile compounds were identified in the berries, of which 23 compounds were always present in all the samples of this cultivar in this study (Table 2). Based on the 23 compounds, seven odour-active volatiles with OAVs higher than 1 were identified, namely linalool, decanal, β -damascenone, hexanal, (*E*)-2-hexenal, nonanal and (*Z*)-3-hexen-1-ol (Table 3). Of the seven odour-active volatiles, linalool, decanal, β -damascenone, hexanal and (*E*)-2-hexenal had relatively high OAVs and were thus considered to be characteristic aroma compounds of 'Wuhecui bao' grapes. Floral aroma was prominent, as a result of high OAVs of linalool, decanal and β -damascenone, which were all described as floral aroma (Fig. 1A, Table 3). Meanwhile, linalool and decanal were also considered as the major contributors of fruity and/or sweet odour. The green herbaceous attribute was mainly due to the contribution of hexanal (OAV > 121) and (*E*)-2-hexenal (OAV > 94). Low chemical odour was characterised by methyl salicylate. In addition, *cis*-rose oxide and herbaceous (*E,E*)-2,4-hexadienal with floral attributes had OAVs close to or over 1 in these 'Wuhecui bao' berries. In general, floral, fruity and sweet were the main odour characteristics of the 'Wuhecui bao' berries, followed by herbaceous characteristics.

Of 78 aroma compounds identified in 'Zaoheibao', 21 were detected in all berry samples (Table 2). Of these commonly contained compounds, nine were odour-active volatiles with OAVs over 1, namely linalool, decanal,

β -damascenone, hexanal, (*E*)-2-hexenal, nonanal, β -myrcene, (*Z*)-3-hexen-1-ol and *cis*-rose oxide (Table 3). Of these nine compounds, β -damascenone had the highest OAV and greatly contributed to the floral aroma of 'Zaoheibao' berries (Fig. 1B). Fruity and sweet odour characteristics were also obvious for the 'Zaoheibao' grape berries owing to relatively high OAVs of linalool and decanal. OAVs of hexanal and (*E*)-2-hexenal were above 83 and 63 individually in all the samples of this cultivar, so herbaceous characteristics were important as well. In addition, the concentrations of floral geraniol and citronellol, and the concentration of (*E,E*)-2,4-hexadienal with green odour, were over or close to their OT in this grape cultivar. Therefore, flowery, fruity and sweet were the main odours of 'Zaoheibao' berries, followed by herbaceous flavour, which is similar to the aroma profile of 'Wuhecui bao'.

Volatile compounds contributing greatly to the aroma of the two new cultivars are linalool, decanal, β -damascenone, hexanal and (*E*)-2-hexenal. This may be because the cultivars were obtained from Guibao (*V. vinifera* L.) as the female parent, which has a muscat flavour. Guibao (*V. vinifera* L.) was derived from the hybrid of Ispissar (*V. vinifera* Cv.) and Muskat Vira (*V. vinifera* Cv.). Muscat grape cultivars are generally rich in terpenoids, green aldehydes and alcohols (Marais, 1983; Bureau *et al.*, 2000; Yang *et al.*, 2011). These similar genetic backgrounds determine the similar odour attributes of the two hybrids studied here. The floral, fruity and sweet odour profile was prominent due to high levels of monoterpenes. Grape cultivars are classified into three groups based on monoterpene concentration: intensely muscat-flavoured cultivars, with a concentration of free monoterpenes up to 6 mg/L, non-muscat but aromatic cultivars, with between 1 and 4 mg/L free monoterpene, and neutral cultivars, which do not depend upon monoterpenes for their flavour (Mateo & Jiménez, 2000). Accordingly, 'Wuhecui bao', with an average free monoterpene concentration of 4.63 mg/L, and 'Zaoheibao', with an average free monoterpene concentration of 1.96 mg/L, should belong to non-muscat aromatic varieties.

TABLE 2
Mean and standard deviation (n = 3, three biological repeats) of concentrations of volatile components in 'Wuhecui' and 'Zaoheibao' berries ($\mu\text{g}/\text{kg}$).

Aroma compound	Retention index	Identification	Odour threshold ($\mu\text{g}/\text{kg}$)	Concentration ($\mu\text{g}/\text{kg}$)							
				'Wuhecui' in greenhouse in 2009	'Wuhecui' in vineyard in 2009	'Wuhecui' in vineyard in 2011	'Wuhecui' in vineyard in 2012	'Zaoheibao' in greenhouse in 2009	'Zaoheibao' in vineyard in 2009	'Zaoheibao' in vineyard in 2011	'Zaoheibao' in vineyard in 2012
hexanal	1 077	A	4.5	1129.54 ± 24.04	537.19 ± 32.5	631.9 ± 62.13	425.21 ± 31.21	952.37 ± 31.49	342.2 ± 46.31	285.08 ± 21.26	350.76 ± 34.19
β -myrcene	1 164	A	15	489.58 ± 45.79	467.55 ± 32.62	—	425.61 ± 7.53	95.10 ± 7.34	148.10 ± 17.35	107.64 ± 5.35	212.48 ± 20.05
(E)-2-hexen-1-ol	1 202	A	—	17.34 ± 2.63	18.70 ± 2.58	1.34 ± 0.01	55.58 ± 9.24	6.95 ± 1.02	10.36 ± 0.28	33.31 ± 3.53	7.32 ± 0.71
(E)-2-hexenal	1 226	A	17	2 087.93 ± 9.96	2 059.87 ± 43.51	2 200.25 ± 72.39	2 058.24 ± 92.37	2 684.67 ± 89.27	1 720.57 ± 23.17	1 407.92 ± 59.33	1 436.41 ± 13.4
1-hexanol	1 344	A	2 500	27.47 ± 0.25	14.83 ± 0.69	—	2.30 ± 0.07	8.76 ± 0.87	18.85 ± 0.53	—	1.40 ± 0.07
(E)-3-hexen-1-ol	1 356	A	—	3.21 ± 0.11	1.94 ± 0.31	6.81 ± 0.37	16.88 ± 1.52	1.32 ± 0.09	4.56 ± 0.46	—	9.09 ± 1.03
(Z)-3-hexen-1-ol	1 389	A	70	927.99 ± 1.25	1 228.61 ± 114.76	1 245.5 ± 84.32	1 067.99 ± 48.42	108.51 ± 10.63	169.66 ± 2.88	271.73 ± 25.50	245.26 ± 15.23
2-octanol	1 411	A	—	—	—	5.65 ± 0.74	3.30 ± 0.41	358.83 ± 15.96	—	17.82 ± 2.39	2.45 ± 0.16
ethyl octanoate	1 429	A	—	568.45 ± 22.59	—	—	—	—	—	—	12.79 ± 0.92
1-octen-3-ol	1 443	A	1	0.14 ± 0.04	0.10 ± 0.07	nq	—	0.64 ± 0.03	0.25 ± 0.04	—	—
2-ethyl-1-hexanol	1 483	A	270 000	0.31 ± 0.04	0.18 ± 0.02	1.26 ± 0.08	5.33 ± 0.80	0.67 ± 0.07	nq	5.82 ± 0.92	—
decanal	1 500	A	0.1	32.88 ± 1.74	24.95 ± 1.57	18.32 ± 1.46	14.83 ± 1.07	40.17 ± 5.03	19.26 ± 1.07	29.08 ± 3.27	22.01 ± 2.41
linalool	1 544	A	6	3 880.44 ± 437.5	4 125.39 ± 308.01	3 150.96 ± 79.63	2 692.20 ± 326.92	545.25 ± 48.97	1 579.70 ± 229.07	993.04 ± 11.42	1 982.99 ± 108.31
1-octanol	1 554	A	190	1.97 ± 0.17	0.55 ± 0.13	6.82 ± 0.43	34.63 ± 2.09	1.76 ± 0.21	0.35 ± 0.06	25.36 ± 2.85	0.86 ± 0.05
neral	1 692	A	32	4.49 ± 0.23	2.42 ± 0.09	—	—	2.85 ± 0.31	0.95 ± 0.07	—	—
α -terpineol	1 701	A	330	33.01 ± 4.35	31.43 ± 2.97	25.52 ± 1.30	14.83 ± 0.88	5.70 ± 0.58	7.80 ± 0.93	64.79 ± 9.73	0.29 ± 0.06
geranyl acetate	1 760	A	9	—	22.05 ± 3.72	49.93 ± 3.33	38.17 ± 3.54	—	—	94.20 ± 8.99	35.90 ± 2.83
citronellol	1 767	A	40	24.25 ± 1.39	11.39 ± 2.07	11.55 ± 0.97	2.31 ± 0.09	47.09 ± 6.81	17.84 ± 1.05	8.96 ± 1.00	2.09 ± 0.15
methyl salicylate	1 792	A	40	—	—	14.03 ± 1.28	—	138.91 ± 21.87	—	63.92 ± 4.73	22.46 ± 2.17
nerol	1 817	A	300	1.28 ± 0.29	1.26 ± 0.11	115.31 ± 10.08	38.08 ± 7.27	0.96 ± 0.12	0.88 ± 0.08	112.79 ± 10.32	35.77 ± 2.71
geraniol	1 855	A	40	40.25 ± 3.8	57.76 ± 10.53	—	1.47 ± 0.08	9.70 ± 2.00	17.61 ± 1.01	47.79 ± 5.02	68.18 ± 3.37
hexanoic acid	1 860	A	3 000	—	—	196.06 ± 21.48	9.10 ± 1.39	—	—	—	9.37 ± 2.21
geranyl acetone	1 864	A	60	19.97 ± 2.18	18.07 ± 1.08	1.12 ± 0.01	—	19.53 ± 0.63	—	5.95 ± 1.03	—
2,6-diterbutyl-4-methyl phenol	1 925	A	—	1.54 ± 0.09	2.93 ± 0.63	30.48 ± 1.06	4.24 ± 0.35	0.41 ± 0.03	0.66 ± 0.05	10.41 ± 0.81	0.51 ± 0.02
2-phenylethanol	1 928	A	—	43.26 ± 1.79	—	—	—	—	—	—	—
phenol	2 029	A	5 900	—	—	3.05 ± 0.07	—	—	—	13.95 ± 1.03	—
1-butanol	1 149	B	500	—	—	49.62 ± 2.21	—	—	—	—	—
D-limonene	1 193	B	10	207.98 ± 23.40	111.48 ± 16.84	140.79 ± 15.02	—	17.98 ± 1.69	17.33 ± 1.85	—	11.06 ± 0.82
eucalyptol	1 198	B	12	—	—	—	86.29 ± 9.73	—	—	—	nq
2-hexanol	1 219	B	—	—	—	305.85 ± 19.85	—	—	—	—	—
γ -terpinene	1 230	B	—	—	—	21.71 ± 1.49	—	—	—	26.58 ± 2.61	—
(Z)- β -ocimene	1 231	B	—	107.42 ± 8.7	80.96 ± 9.82	—	11.37 ± 0.91	—	—	38.52 ± 3.22	10.54 ± 0.68
(E)- β -ocimene	1 249	B	—	281.89 ± 8.54	176.89 ± 9.26	167.42 ± 13.51	143.63 ± 12.08	31.52 ± 2.97	49.88 ± 3.42	104.52 ± 8.24	62.15 ± 5.16
1-hexen-3-ol	1 253	B	—	—	—	—	10.13 ± 0.29	—	—	—	83.48 ± 10.22
p-cymene	1 264	B	11.4	5.68 ± 0.92	1.78 ± 0.33	4.72 ± 0.16	8.36 ± 0.94	1.78 ± 0.08	0.30 ± 0.02	6.27 ± 0.94	7.88 ± 1.04

TABLE 2 (CONTINUED)

Aroma compound	^b Retention index	^a Identification	^d Odour threshold (µg/kg)	'Wuhecui' in greenhouse in 2009	'Wuhecui' in vineyard in 2009	'Wuhecui' in vineyard in 2011	'Wuhecui' in vineyard in 2012	'Zaoheibao' in greenhouse in 2009	'Zaoheibao' in vineyard in 2009	'Zaoheibao' in vineyard in 2011	'Zaoheibao' in vineyard in 2012
(E)-2-penten-1-ol	1 309	B		2.86 ± 0.43	1.76 ± 0.22	—	—	1.27 ± 0.17	1.20 ± 0.21	—	—
(E)-2-heptanol	1 311	B		—	—	—	—	—	—	—	1.01 ± 0.08
(Z)-2-heptenal	1 323	B	13	—	—	0.95 ± 0.06	—	—	—	4.97 ± 0.19	—
6-methyl-5-hepten-2-one	1 336	B	50	0.39 ± 0.04	—	8.61 ± 0.95	—	0.60 ± 0.07	—	34.83 ± 3.61	—
2,6-dimethyl-4-heptanol	1 344	B		—	—	—	—	—	—	203.70 ± 28.42	160.43 ± 1.32
cis-rose oxide	1 356	B	0.5	0.89 ± 0.13	0.20 ± 0.07	2.85 ± 0.44	3.69 ± 0.76	2.72 ± 0.42	0.78 ± 0.12	3.33 ± 0.42	2.42 ± 0.35
trans-rose oxide	1 370	B	0.5	0.38 ± 0.05	—	—	—	0.94 ± 0.07	0.37 ± 0.08	—	—
cis-allocimene	1 372	B		37.37 ± 1.64	18.42 ± 1.90	18.47 ± 1.90	15.89 ± 1.39	0.18 ± 0.03	1.33 ± 0.51	31.64 ± 3.04	2.98 ± 0.18
nonanal	1 389	B	1	37.66 ± 2.786	6.52 ± 0.85	8.51 ± 1.01	6.58 ± 0.62	29.08 ± 1.85	4.65 ± 0.26	3.66 ± 0.48	3.11 ± 0.08
trans-allocimene	1 400	B		12.93 ± 2.31	3.78 ± 1.01	—	2.04 ± 0.51	—	—	—	—
cis-furan linalool oxide	1 439	B		34.20 ± 1.58	14.15 ± 0.59	—	—	33.21 ± 3.01	15.49 ± 2.84	—	—
(E,E)-2,6-dimethyl-1,3,5,7-octatetraene	1 447	B		—	—	49.60 ± 2.73	—	—	—	221.40 ± 19.39	—
6-methyl-5-hepten-2-ol	1 462	B		—	—	—	—	0.29 ± 0.03	—	—	—
nerol oxide	1 467	B		—	—	—	9.46 ± 1.08	—	—	—	—
menthone	1 467	B	170	—	12.05 ± 1.79	11.21 ± 1.10	8.74 ± 1.06	—	33.22 ± 4.82	—	23.52 ± 1.56
trans-furan linalool oxide	1 468	B		90.84 ± 3.7	22.40 ± 3.64	—	3.39 ± 0.55	118.58 ± 9.96	26.76 ± 1.71	—	—
α-terpinene	1 513	B		22.15 ± 1.33	15.83 ± 1.29	2.90 ± 0.03	—	2.28 ± 0.37	3.96 ± 0.83	12.51 ± 1.07	—
benzaldehyde	1 532	B	350	9.96 ± 0.43	6.90 ± 0.82	12.29 ± 1.35	17.21 ± 1.57	6.73 ± 0.53	4.17 ± 0.19	56.49 ± 2.61	2.58 ± 0.42
4-terpinenol	1 607	B		1.75 ± 0.12	0.66 ± 0.09	54.13 ± 4.09	—	—	—	209.73 ± 16.38	—
ethyl decanoate	1 637	B		416.69 ± 18.21	—	—	2.29 ± 0.31	281.67 ± 32.73	—	—	1.83 ± 0.21
α-cyclogeraniol	1 702	B		—	12.48 ± 1.40	16.59 ± 1.75	4.88 ± 0.05	—	4.61 ± 0.32	—	4.13 ± 0.32
geraniol	1 738	B	32	87.99 ± 6.91	83.09 ± 3.87	168.68 ± 6.81	—	22.59 ± 3.86	—	8.61 ± 0.96	—
cis-pyran linalool oxide	1 742	B		34.83 ± 1.12	9.95 ± 1.41	nq	9.52 ± 1.81	13.09 ± 0.99	8.49 ± 0.95	167.82 ± 9.99	10.47 ± 1.01
1-decanol	1 760	B		0.60 ± 0.12	—	—	3.56 ± 0.57	0.44 ± 0.02	—	—	—
trans-pyran linalool oxide	1 765	B		43.02 ± 2.27	7.39 ± 0.71	—	—	22.07 ± 4.65	7.32 ± 0.46	—	—
β-damascenone	1 833	B	0.002	1.02 ± 0.03	1.22 ± 0.05	1.45 ± 0.04	1.77 ± 0.04	1.25 ± 0.14	1.08 ± 0.02	1.48 ± 0.07	1.07 ± 0.07
nerylacetone	1 834	B		18.77 ± 1.39	—	—	—	17.78 ± 2.73	—	—	—
benzyl alcohol	1 892	B	10 000	—	—	—	—	26.71 ± 1.74	—	—	—
geranic acid	2 350	B		6.49 ± 0.74	7.43 ± 0.37	6.99 ± 0.83	—	2.04 ± 0.52	1.46 ± 0.30	12.59 ± 1.93	—
methyl isobutyl ketone	1 007	C		—	—	—	1.65 ± 0.24	—	—	—	3.76 ± 0.18

TABLE 2 (CONTINUED)

Aroma compound	^b Retention index	^c Identification	^d Odour threshold (µg/kg)	'Wuhecuibao' in greenhouse in 2009	'Wuhecuibao' in vineyard in 2009	'Wuhecuibao' in vineyard in 2011	'Wuhecuibao' in vineyard in 2012	'Zaoheibao' in greenhouse in 2009	'Zaoheibao' in vineyard in 2009	'Zaoheibao' in vineyard in 2011	'Zaoheibao' in vineyard in 2012
methyl (<i>E</i>)-2-hexenoate	1 296	C	—	—	—	97.74 ± 4.89	—	—	—	—	—
(<i>E,Z</i>)-2,4-hexadien-1-ol	1 400	C	—	—	—	—	nq	—	—	14.18 ± 1.72	33.07 ± 2.76
(<i>E,E</i>)-2,4-hexadienal	1 405	C	10	8.10 ± 1.35	4.37 ± 0.61	40.10 ± 5.25	5.88 ± 0.34	2.19 ± 0.43	0.99 ± 0.04	14.66 ± 2.46	2.34 ± 0.41
6-ethyldihydro-2,2,6-trimethyl-2H-pyran-3(4H)-one	1 473	C	—	12.06 ± 1.08	3.92 ± 0.69	—	—	7.53 ± 1.04	—	—	—
(<i>E,Z</i>)-2,4-nonadienal	1 590	C	—	131.20 ± 6.66	42.35 ± 3.15	3.09 ± 0.05	—	—	—	13.68 ± 1.07	—
5-ethyl-2(5H)-furanone	1 604	C	—	—	—	7.24 ± 0.31	—	6.71 ± 0.55	—	33.40 ± 2.21	—
hotrienol	1 610	C	—	26.71 ± 1.68	12.43 ± 1.24	53.21 ± 3.92	—	10.97 ± 0.21	5.00 ± 0.61	12.91 ± 1.48	—
carvomenthenal	1 624	C	—	—	—	0.24 ± 0.03	10.38 ± 0.79	—	—	1.22 ± 0.07	—
3-methyl-benzaldehyde	1 645	C	—	—	—	—	—	—	—	8.31 ± 1.76	1.52 ± 0.13
ethyl benzoate	1 676	C	—	—	—	10.38 ± 0.58	6.75 ± 0.74	—	—	32.07 ± 2.21	17.63 ± 0.99
geranic acid methyl ester	1 702	C	—	—	—	60.11 ± 5.21	—	—	—	22.66 ± 2.08	—
(<i>E,E</i>)-2,4-nonadienal	1 709	C	0.09	—	—	6.10 ± 0.97	5.88 ± 0.73	—	—	0.66 ± 0.08	0.34 ± 0.05
3,5-dimethyl-benzaldehyde	1 751	C	—	7.12 ± 1.05	22.52 ± 2.31	17.19 ± 0.37	9.61 ± 1.04	17.38 ± 0.82	22.86 ± 3.29	86.83 ± 7.42	9.36 ± 1.46
2,6-dimethyl-3,7-octadiene-2,6-diol	1 945	C	—	1.33 ± 0.11	1.11 ± 0.23	—	—	—	—	—	—
2-hexenoic acid	1 974	C	—	—	18.68 ± 1.58	19.77 ± 1.61	17.65 ± 3.82	—	28.87 ± 3.02	10.13 ± 0.96	29.35 ± 1.93
1-decene	1 974	C	—	—	—	—	23.56 ± 3.96	—	—	—	20.33 ± 2.76
2,5-bis(1,1-dimethylethyl)phenol	2 327	C	—	—	—	20.26 ± 1.26	—	—	—	131.06 ± 1.07	—
3,5-di-tert-butyl-4-hydroxy-benzaldehyde	> 2400	C	—	5.27 ± 0.42	3.67 ± 0.15	—	—	1.78 ± 0.14	0.93 ± 0.07	—	—

^a Concentration and standard deviation (mean, n = 3) of the same compound in different grape samples. ^b Retention indices on the polyethylene glycol (PEG) column, which were calculated according to Bianchi *et al.* (2007) methods, through analysing C8-C24 *n*-alkane compounds (Supelco, Bellefonte, PA) under the same chromatographic conditions described in the 'materials and methods' section. ^c Reliability of the identification proposal: A, identified, mass spectrum and RI agreed with standards; B, tentatively identified, mass spectrum agreed with the mass spectral database and RI agreed with data in the literature (Iversen *et al.*, 1998; Li & Jiang, 2004; Wu *et al.*, 2009; Wu *et al.*, 2011); C, tentatively identified, mass spectrum agreed with the mass spectral database. ^d Odour threshold of aroma compounds in must according to reference (Fazzalari, 1978; Boelens & Van Gemert, 1986; Leffingwell & Leffingwell, 1991; Pino & Mesa, 2006; Fenoll *et al.*, 2009). -: Not detected. nq: Not quantified (detection limit < concentration < quantification limit).

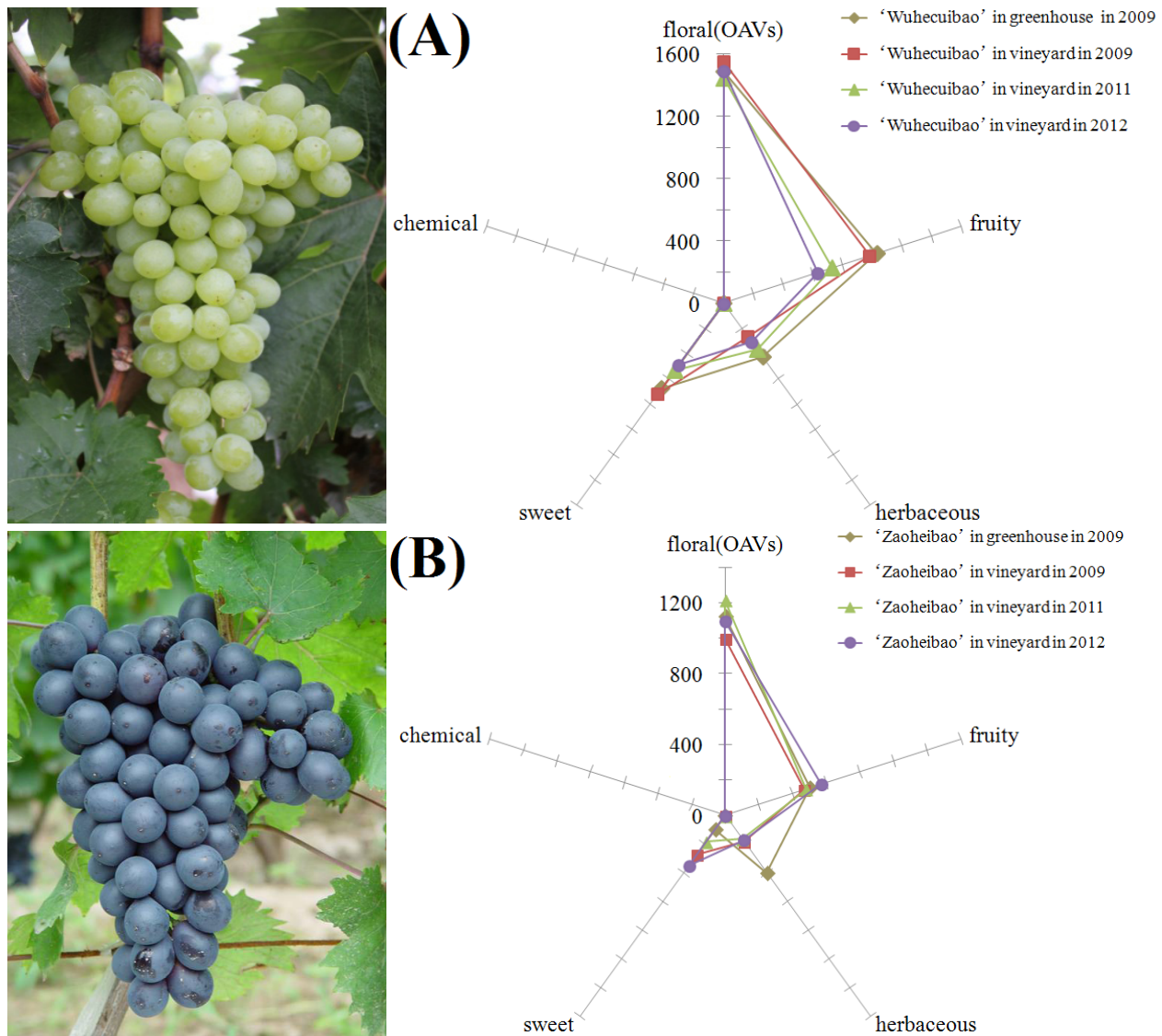


FIGURE 1

Aromatic series in mature 'Wuhecui bao' and 'Zaoheibao'. Aroma compounds calculated for the floral series were: β -damascenone, linalool, decanal, *cis*-rose oxide, geraniol, geranyl acetate, *trans*-rose oxide and citronellol; for the fruity series: linalool, decanal, β -myrcene, *D*-limonene, geraniol, geranyl acetate, citronellol and eucalyptol; for the herbaceous series: (*E*)-2-hexenal, hexanal, nonanal, (*Z*)-3-hexen-1-ol, (*E,E*)-2,4-nonadienal and (*E,E*)-2,4-hexadienal; for the sweet series: linalool, β -myrcene, geranyl acetate and eucalyptol; for the chemical series: methyl salicylate.

Comparison of aroma compounds between grapes growing in greenhouse and vineyard

Differences in the composition and concentration of volatiles between grape berries were examined. For both the 'Wuhecui bao' or 'Zaoheibao' cultivar, the greenhouse grape berries contained more abundant and a higher level of total concentration of volatile compounds than these from the vineyard.

In 'Wuhecui bao', 52 volatile compounds were detected in berries collected from the greenhouse, while 49 compounds were detected in the berries from the vineyards. Of all the identified compounds, 45 volatile compounds were present in both the greenhouse and open fields; seven volatiles were found only in the greenhouse fruit (6-methyl-5-hepten-2-one, *trans*-rose oxide, ethyl octanoate, ethyl decanoate, 1-decanol, nerylacetone and 2-phenylethanol)

and four compounds (menthone, α -cyclogeraniol, geranyl acetate and 2-hexenoic acid) were detected only in the vineyard samples. However, these 11 volatile compounds make little contribution to 'Wuhecui bao' aroma. Volatile compounds with OAV above 1 differed between cultivation environments (greenhouse versus vineyard), which resulted in some difference in fruit aroma attributes.

Compared with the berries collected from the vineyard, the greenhouse 'Wuhecui bao' berries showed significantly higher OAVs of decanal, hexanal, nonanal and *D*-limonene, and lower OAVs of β -damascenone and (*Z*)-3-hexen-1-ol (T-test, $P < 0.05$, Fig. 2A). The concentration of *cis*-rose oxide exceeded its OT only in greenhouse samples, while the concentration of geranyl acetate was higher than its OT only in the vineyard samples (Fig. 2A). The OAVs of hexanal and nonanal in the greenhouse samples were 1.1-fold and

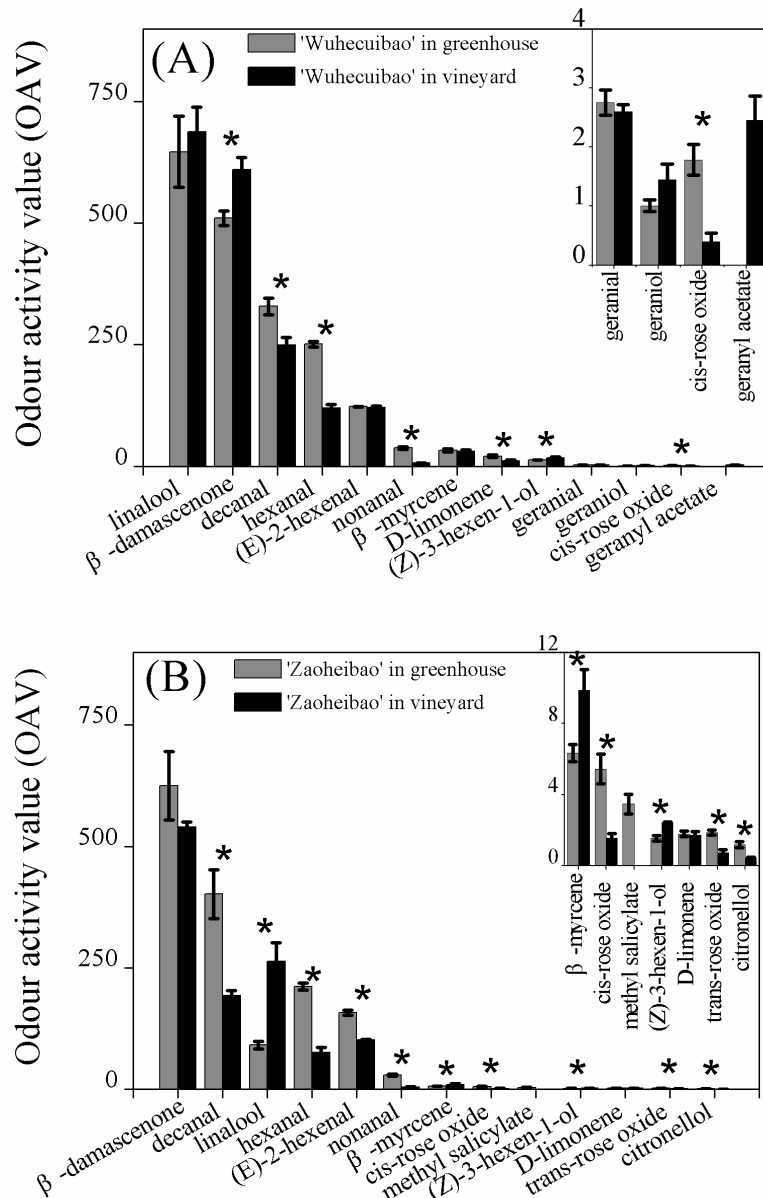


FIGURE 2

Volatile compounds with OAVs >1 in 'Wuhecuibao' (A) and 'Zaoheibao' (B) berries growing in the greenhouse and the vineyard. A t-test ($P < 0.05$) was carried out to compare the impact of cultivation, and the asterisks indicate significant differences between greenhouse and vineyard samples.

4.78-fold higher than those in vineyard samples respectively, which could lead to stronger green or vegetable odours of grape berries grown in the greenhouse. Although the OAV of decanal with floral and fruity aroma in the greenhouse berries was significantly higher than that in the berries grown in the vineyard, the berries from the vineyard still exhibited richer floral aroma characteristics (Fig. 2A). This could be attributed to the relatively higher OAV of β -damascenone, plus the OAV of geranyl acetate in the vineyard samples. In general, the greenhouse 'Wuhecuibao' berries exhibited more herbaceous characteristics and less floral characteristics when compared with the vineyard berries.

Similarly, more volatile compounds were detected in the greenhouse-grown 'Zaoheibao' berries (51) than in the vineyard berries (42). Thirty-eight compounds were present in both the greenhouse and vineyard samples. Thirteen

volatile compounds were found only in the greenhouse berries, namely 6-methyl-5-hepten-2-one, (*E,Z*)-2,4-hexadien-1-ol, ethyl octanoate, 6-methyl-5-hepten-2-ol, 6-ethenyldihydro-2,2,6-trimethyl-2H-pyran-3(4H)-one, 5-ethyl-2(5H)-furanone, ethyl decanoate, geranial, 1-decanol, methyl salicylate, nerylacetone, geranylacetone, and benzyl alcohol. Four compounds were present only in the vineyard samples, and these were (*Z*)- β -ocimene, menthone, α -cyclogeraniol and 2-hexenoic acid.

As showed in Figure 2B, there were 10 compounds with OAVs over 1 in the 'Zaoheibao' berries grown in the two environments. Compared with the berries growing in the vineyard, the greenhouse samples were characterised by higher OAVs of decanal, hexanal, (*E*)-2-hexenal, nonanal and *cis*-rose oxide, as well as lower OAVs of linalool, β -myrcene and (*Z*)-3-hexen-1-ol (T-test, $P < 0.05$, Fig. 2B).

The concentrations of *trans*-rose oxide, citronellol and methyl salicylate exceeded their odour thresholds (OAV ≥ 1) only in the greenhouse samples (Fig. 2B).

Hexanal, (*E*)-2-hexenal and nonanal were more abundant in the greenhouse samples, which endowed the greenhouse 'Zaoheibao' berries with a richer herbaceous odour (see Fig. 1B). Although (*Z*)-3-hexen-1-ol, representing a 'green' flavour, was more abundant in the vineyard samples, its OAV was too low to influence overall aroma characteristics. Decanal and linalool are the main aroma compounds in these two cultivars, and they contribute to floral and fruity odour. The vineyard-grown berries had a higher level of linalool and a lower level of decanal in comparison to greenhouse samples, which results in no significant difference between the floral and fruity series. As linalool was also described as a sweet odour compound, the OAV of which, in the vineyard-grown 'Zaoheibao' berries, was 2.90 times of that in greenhouse samples, vineyard 'Zaoheibao' berries exhibited obvious sweet characteristics.

Under greenhouse cultivation, the concentration of CO₂ increases and average global surface temperature rises, which leads to the enhancement of evaporation (Gonçalves *et al.*, 2008). Greenhouse cultivation increased the level

of total volatiles, especially C₆ compounds representing herbaceous flavour, in the 'Wuhecuibao' and 'Zaoheibao' berries. However, Gonçalves *et al.* (2008) found that most alcohols and aldehydes representing herbaceous flavour were not significantly changed when CO₂ concentration increased. On the other hand, Deluc *et al.* (2009) proved that water deficit in grapevines could increase the transcript abundance of lipoxygenase and hydroperoxidelyase in fatty metabolism and promote the production of C₆, C₉ aldehydes and alcohols. Accordingly, it is suggested that higher evaporation in the greenhouse may lead to lower water content in the grapevines, and finally increase herbaceous aroma production. More sunlight exposure was found to increase the levels of norisoprenoids and monoterpenoids (Schultz, 2000; Mira de Orduña, 2010). In contrast, an extremely shaded environment would inhibit the production of β -damascenone, one of the main norisoprenoids in grape berries (Ristic *et al.*, 2007). Linalool appeared to be very sensitive to sunlight, and the concentration of this volatile compound decreased in response to reduce sunlight (Belancic *et al.*, 1997). Accordingly, the decrease in β -damascenone in 'Wuhecuibao' and linalool in 'Zaoheibao' grown in the greenhouse suggest we should provide additional

TABLE 3
Odour activity values (OAVs) of main volatile compounds in 'Wuhecuibao' and 'Zaoheibao' berries.

Aroma compounds	Odour description	Aromatic series	Odour activity values (OAVs)	
			'Wuhecuibao'	'Zaoheibao'
β -damascenone	floral, lilac ^a	floral	510–885	535–740
linalool	rose, floral, fruity, sweet ^{a,d,e,h}	floral, fruity, sweet	448.7–687.57	90.88–330.5
decanal	floral, citrus ^{b,e}	floral, fruity	148.3–328.8	192.6–401.7
(<i>E</i>)-2-hexenal	green ^{c,f}	herbaceous	121.07–129.43	82.82–157.92
hexanal	green ^{c,f}	herbaceous	94.49–251.01	63.35–211.64
nonanal	vegetable, green ^{d,f}	herbaceous	6.52–37.66	3.11–29.08
(<i>Z</i>)-3-hexen-1-ol	green ^{d,f}	herbaceous	13.26–17.79	1.55–3.88
(<i>E,E</i>)-2,4-nonadienal	green ^{d,f}	herbaceous	0–67.78	0–7.33
β -myrcene	grape, peach, sweet ^{d,g}	fruity, sweet	0–32.64	6.34–14.17
<i>D</i> -limonene	citrus-like ^b	fruity	0–20.8 \pm 2.34	0–1.8
<i>cis</i> -rose oxide	floral ^d	floral	0.4–7.38	1.56–6.66
geranial	citrus-like, pungent ^b	fruity	0–5.27	0–5.24
geraniol	rose, floral ^a	floral	0–1.44	0.24–1.7
(<i>E,E</i>)-2,4-hexadienal	green ^d	herbaceous	0.44–4.01	0.1–1.47
geranyl acetate	fruity, rose, sweet ^d	fruity, floral, sweet	0–5.55	0–10.47
<i>trans</i> -rose oxide	floral ^d	floral	< 1	0–1.88
citronellol	lemon, clove ^{d,h}	fruity, floral	< 1	0.05–1.18
methyl salicylate	butter, alliaceous ^d	chemical	< 1	0–3.47
eucalyptol	citrus, sweet ^d	fruity, sweet	0–7.19	< 1

Odour description superscript: ^a reference Selli *et al.* (2006); ^b reference Schieberle and Grosch (1988); ^c reference Darriet *et al.* (2002); ^d from Sigma-Aldrich flavour and fragrances catalogue; ^e reference Chaves *et al.* (2007); ^f reference Hashizume and Samuta (1997); ^g reference Osorio *et al.* (2006); ^h reference Ferreira *et al.* (2001). -: Not detected. nq: Not quantified (detection limit < concentration < quantification limit).

illumination to avoid the reduction of floral and fruity aroma when the two new cultivars are cultivated in greenhouses.

Influence of vintage on aroma of ‘Wuhecuihao’ and ‘Zaoheibao’ berries

As regards the influence of vintage on the aroma compounds of the two new hybrids, the samples from open-field cultivation were analysed. Vintage affected the composition of volatiles and some compounds. As for ‘Wuhecuihao’, seven volatile compounds were present only in the 2009 samples, 11 compounds only in the 2011 samples, and seven compounds only in the 2012 samples. Of all the above compounds, only eucalyptol showed an OAV over 1 in 2012 (Table 2). This means that the overall aroma attributes of ‘Wuhecuihao’ grape berries are hardly affected by vintage, although there is new component production.

Among the compounds that mainly contributed to the aroma of ‘Wuhecuihao’, apart from (*E*)-2-hexenal, four other compounds, namely linalool, decanal, β -damascenone and hexanal, showed difference in OAVs between vintages (ANOVA, $P < 0.05$, Fig. 3A). The component that was affected most significantly by vintage was β -damascenone, which was highest in the 2012 samples. The concentrations of linalool and decanal were highest in the 2009 samples, and the concentration of hexanal was highest in 2011. It is suggested that the perceived intensity of their corresponding aroma in the ‘Wuhecuihao’ berries would be changed by vintage.

Similar results were also obtained in the ‘Zaoheibao’ berries. Eight volatile compounds were detected only in the 2009 samples, 13 compounds only in the 2011 samples, and nine compounds only in the 2012 samples. Of these

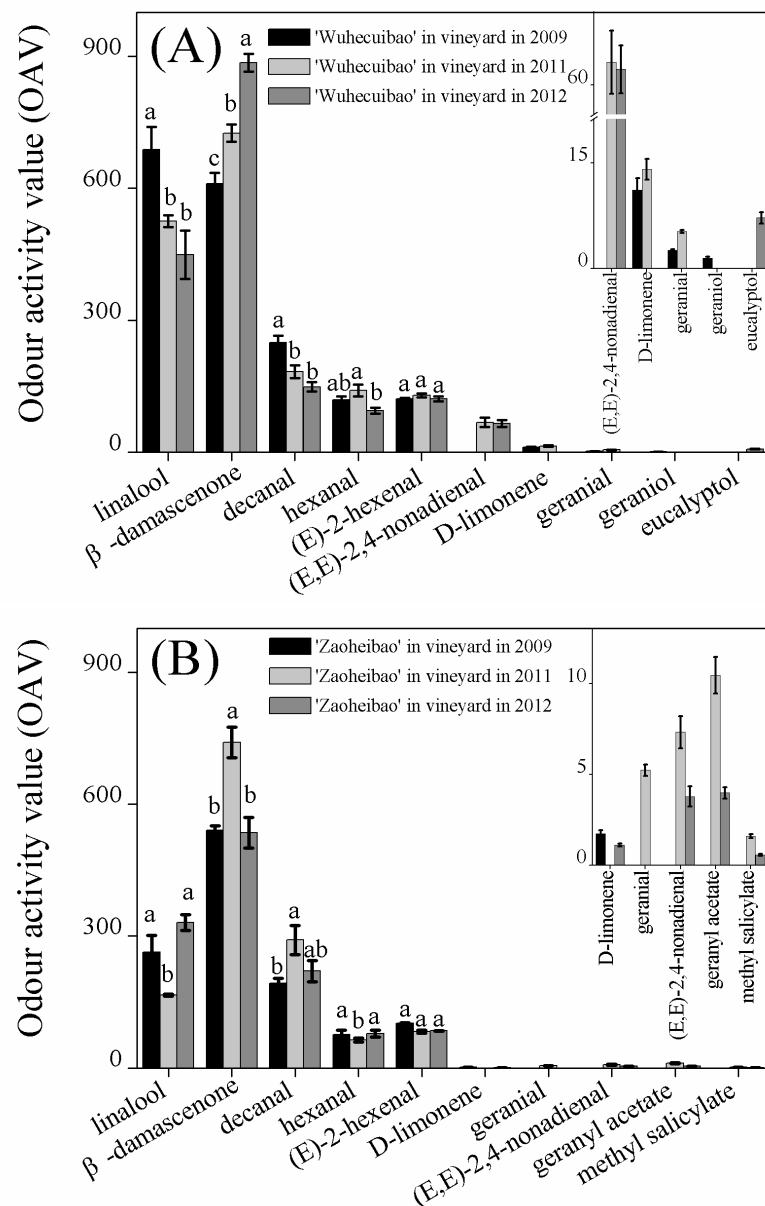


FIGURE 3

The effect of vintage on the main contributory aroma compounds of ‘Wuhecuihao’ (A) and ‘Zaoheibao’ (B) berries. ANOVA ($P < 0.05$) was carried out to compare the impact of vintage, and the letters a, b and c are used to indicate significant differences between the samples from the different years.

compounds, only geraniol showed OAVs over 1 in 2011 (Table 2).

Of the compounds that determined the aroma of the 'Zaoheibao' berries, both linalool and β -damascenone showed great differences in concentration in different years. Amongst the berries from the three vintages, the 2011 samples contained the lowest OAV of linalool and the highest OAV of β -damascenone (ANOVA, $P < 0.05$, Fig. 3B). Linalool and β -damascenone still had relatively high OAVs and both of them represented the floral and fruity

aroma. Overall aroma attributes of 'Zaoheibao' seemed to be less changed for vintage, although the intensity of sensorial perception was affected.

In the present study it was found that vintage mainly seemed to influence the relative ratio of monoterpene and C_{13} -norisoprenoid synthesis, both in the 'Wuhecuibao' and 'Zaoheibao' berries. Monoterpene were generated from geranyl diphosphate (GPP), while norisoprenoids were generated from the carotenoid cleavage pathways (Mateo & Jiménez, 2000; Mendes-Pinto, 2009). For example,

TABLE 4

Temperature and precipitation parameters for the 'Wuhecuibao' and 'Zaoheibao' growing season (June) and ripening period (July).

Period	Rain (mm)		Mean temperature ($^{\circ}\text{C}$)		Growing degree days ($^{\circ}\text{C}, \geq 10^{\circ}\text{C}$)		Sunshine duration (h)	
	June	July	June	July	June	July	June	July
2009	7.7	101.9	24.0	25.0	433.2	450.1	323.3	203.2
2011	41.4	116.9	23.2	24.0	409.2	420.7	260.5	243.1
2012	44.5	118.4	22.7	24.0	394.3	421.1	292.3	214.5

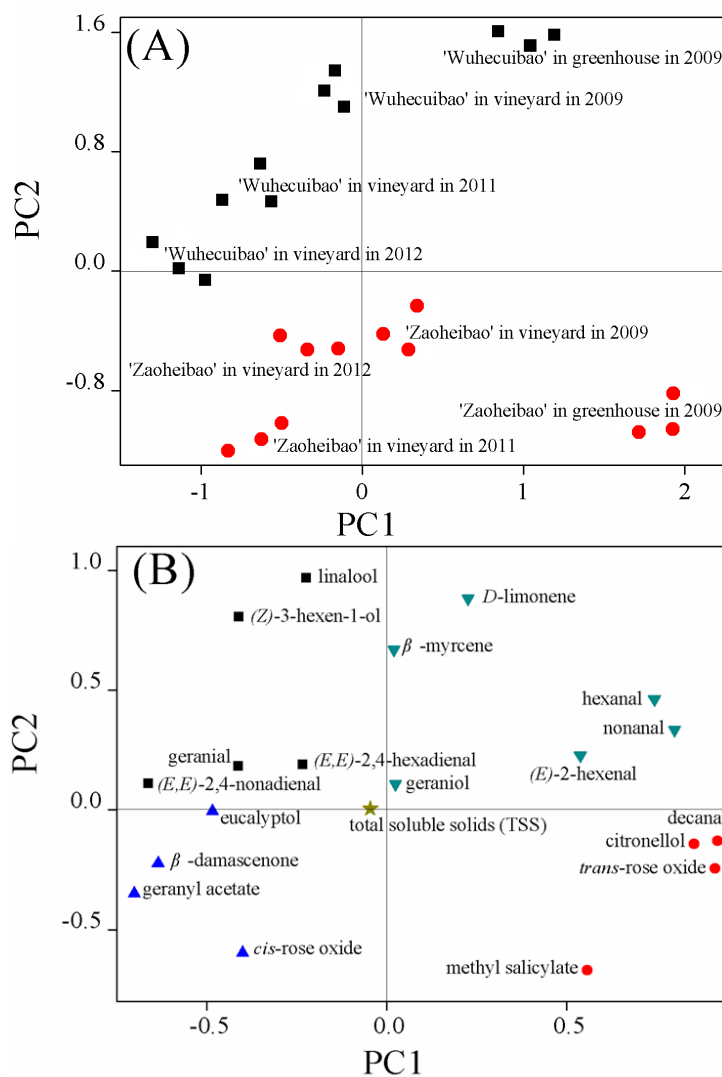


FIGURE 4

Principal component analysis of main aroma compounds (OAV > 1) and total soluble solids (TSS) in 'Wuhecuibao' and 'Zaoheibao' grape berries: (A) scores for the two cultivar fruits; (B) loading for the first two principle components.

the increase in β -damascenone from the norisoprenoid pathway was paralleled by the decrease in linalool from the monoterpene pathway in different years for both the 'Wuhecuihao' and 'Zaoheibao' grape berries. Even though both types of compounds are associated with floral and fruity odours, the aroma attributes did not change significantly by vintage for "Wuhecuihao" and "Zaoheibao". In the present study, the vintage impact on grape aroma compounds may be caused mainly by differences in the rainfall, accumulative temperature of the growing season and sunshine hours. Less rainfall was observed in 2009, corresponding to higher average temperatures and more growing degree days in this year. The vintage 2009 had the longest sunshine duration, followed by 2012 and 2011. But, as for the maturity period of the berries, the longest sunshine duration appeared in July of 2011 (Table 4). Previous researchers have shown that sunlight exposure, irrigation and temperature could alter the level of C_{13} -norisoprenoid and/or monoterpenes differently. Higher temperatures (Hornsey, 2007) and long-time sunshine exposure (Schultz, 2000; Mira de Orduña, 2010) can promote linalool production, while lack of irrigation (Song *et al.*, 2012) can reduce the level of β -damascenone. In this study, the grape-growing period of 2009 presented less rainfall, longer sunshine duration and higher temperatures in comparison to the other two years, which explains the higher concentration of linalool and lower concentration of β -damascenone in the 'Wuhecuihao' and 'Zaoheibao' grapes growing in vineyards in 2009 (ANOVA, $P < 0.05$, Fig. 3A and 3B). The impact of vintage on the production of volatile compounds should be a combined result of various climate factors. It is difficult at present to evaluate which climate parameter plays a more important role in this process. Interestingly, the synthesis branches of monoterpene and C_{13} -norisoprenoid responded differently to the changing environment over the different vintages, which will be studied further in the future.

PCA analysis

Considering the differences in TSS and the main contribution of aroma compounds between the two cultivars, PCA was adopted to evaluate the influences of cultivar, location and vintage on TSS and aroma compounds, using TSS (Table 1) and OAV data of the 19 compounds (Table 3) as variables. The first two principal components (PCs) explained 63.1% of the total variance (PC1 for 35.4% and PC2 for 27.7%). Figure 4A shows the scores (projections of the samples onto the PC1 and PC2) in a scatter plot of all samples. Except for 'Zaoheibao' in the vineyard in 2009, the other five vineyard samples of the two cultivars ('Zaoheibao' and 'Wuhecuihao') all presented negative PC1 scores, while all greenhouse samples exhibited positive PC1 scores. The 'Zaoheibao' sample from the vineyard in 2009 showed relatively low positive PC1 scores (< 0.3) and it can be clearly separated from all the greenhouse samples with high PC1 scores (> 0.8). As a result we thought that PC1 could be used to separate greenhouse grapes from vineyard grapes (Fig. 4A). In addition, nearly all of the 'Wuhecuihao' samples had positive PC2 scores, while all of the 'Zaoheibao' samples had negative PC2 scores. Therefore, PC2 can be used to distinguish the 'Wuhecuihao' cultivar from the 'Zaoheibao' cultivar (Fig. 4A). The findings indicate that

each grape cultivar possesses its characteristic aroma profile and that, for a cultivar, vintage has less of an impact than cultivation location. Figure 4B shows the loading plot of main contributing aroma compounds and TSS to PC1 and PC2, which reveals the correspondence between aroma compounds/TSS and grape samples. TSS appears to have a weak association with these grape samples due to its low loading value in both PC1 and PC2 (Fig. 4B). PC1 had the highly positive correlation with nonanal, hexanal, (*E*)-2-hexenal, decanal, *trans*-rose oxide, citroellol and methyl salicylate, and was negatively correlated with geranyl acetate, (*E,E*)-2,4-nonadienal, geranial, eucalyptol, β -damascenone, (*Z*)-3-hexen-1-ol and *cis*-rose oxide (Fig. 4B). Among the above odour compounds, hexanal, (*E*)-2-hexenal, decanal and β -damascenone showed great differences in concentration between the vineyard and greenhouse grapes. PC2 correlated positively with linalool, *D*-limonene, (*Z*)-3-hexen-1-ol and β -myrcene, and negatively with *cis*-rose oxide and methyl salicylate (Fig. 4B). The relatively high concentration of linalool in the 'Wuhecuihao' grapes is the main characteristic compound distinguishing this cultivar from 'Zaoheibao'.

Although greenhouse cultivation showed enhanced herbaceous odour for both the 'Wuhecuihao' and 'Zaoheibao' cultivars, and while vintage affected floral, fruity and sweet odour to some extent, PCA in this study proved that their influence was limited. The two cultivars have their own characteristic odour profiles. The present results help define the aroma descriptors of the two new cultivars.

CONCLUSIONS

The aroma compounds of the two new hybrids, 'Wuhecuihao' and 'Zaoheibao', were identified. They are non-muscat aromatic varieties and are rich in floral, fruit and sweet odour compounds. Although greenhouse cultivation and vintage affected the aroma compounds of the two cultivars, their own characteristic odour profiles were not changed greatly.

LITERATURE CITED

- Augustyn, O. & Rapp, A., 1982. Aroma components of *Vitis vinifera* L. cv. Chenin blanc grapes and their changes during maturation. *S. Afr. J. Enol. Vitic.* 3, 47-51.
- Belancic, A., Agosin, E., Ibacache, A., Bordeu, E., Baumes, R., Razungles, A. & Bayonove, C., 1997. Influence of sun exposure on the aromatic composition of Chilean Muscat grape cultivars Moscatel de Alejandria and Moscatel rosada. *Am. J. Enol. Vitic.* 48, 181-186.
- Bianchi, F., Careri, M., Mangia, A. & Musci, M., 2007. Retention indices in the analysis of food aroma volatile compounds in temperature-programmed gas chromatography: Database creation and evaluation of precision and robustness. *J. Sep. Sci.* 30, 563-572.
- Boelens, M. & Van Gemert, L., 1986. Physicochemical parameters related to organoleptic properties of flavour components. In: Birch, G.G. & Lindley, M.G. (eds). *Developments in food flavours*. London. pp. 23-49.
- Bureau, S.M., Razungles, A.J. & Baumes, R.L., 2000. The aroma of Muscat of Frontignan grapes: Effect of the light environment of vine or bunch on volatiles and glycoconjugates. *J. Sci. Food Agric.* 80, 2012-2020.
- Chaves, M., Zea, L., Moyano, L. & Medina, M., 2007. Changes in color and odorant compounds during oxidative aging of Pedro Ximenez sweet wines. *J. Agric. Food Chem.* 55, 3592-3598.

- Darriet, P., Pons, M., Henry, R., Dumont, O., Findeling, V., Cartolaro, P., Calonnec, A. & Dubourdieu, D., 2002. Impact odorants contributing to the fungus type aroma from grape berries contaminated by powdery mildew (*Uncinula necator*); Incidence of enzymatic activities of the yeast *Saccharomyces cerevisiae*. *J. Agric. Food Chem.* 50, 3277-3282.
- Deluc, L.G., Quilici, D.R., Decendit, A., Grimplet, J., Wheatley, M.D., Schlauch, K.A., Mérillon, J.-M., Cushman, J.C. & Cramer, G.R., 2009. Water deficit alters differentially metabolic pathways affecting important flavor and quality traits in grape berries of Cabernet Sauvignon and Chardonnay. *BMC Genomics* 10, 212.
- Des Gachons, C.P., Leeuwen, C.V., Tominaga, T., Soyer, J.P., Gaudillère, J.P. & Dubourdieu, D., 2005. Influence of water and nitrogen deficit on fruit ripening and aroma potential of *Vitis vinifera* L cv *Sauvignon blanc* in field conditions. *J. Sci. Food Agric.* 85, 73-85.
- Diéguez, S.C., Lois, L.C., Gómez, E.F. & De la Peña, M.L.G., 2003. Aromatic composition of the *Vitis vinifera* grape Albariño. *L.W.T.-Food Sci. Technol.* 36, 585-590.
- Fazzalari, F., 1978. Compilation of odor and taste threshold values data. ASTM data series.
- Fenoll, J., Manso, A., Hellín, P., Ruiz, L. & Flores, P., 2009. Changes in the aromatic composition of the *Vitis vinifera* grape Muscat Hamburg during ripening. *Food Chem.* 114, 420-428.
- Ferreira, V., Aznar, M., Lopez, R. & Cacho, J., 2001. Quantitative gas chromatography-olfactometry carried out at different dilutions of an extract. Key differences in the odor profiles of four high-quality Spanish aged red wines. *J. Agric. Food Chem.* 49, 4818-4824.
- García, E., Chacón, J., Martínez, J. & Izquierdo, P., 2003. Changes in volatile compounds during ripening in grapes of Airén, Macabeo and Chardonnay white varieties grown in La Mancha region (Spain). *Food Sci. Technol. Int.* 9, 33-41.
- Gonçalves, B., Falco, V., Moutinho-Pereira, J., Bacelar, E., Peixoto, F. & Correia, C., 2008. Effects of elevated CO₂ on grapevine (*Vitis vinifera* L.): Volatile composition, phenolic content, and in vitro antioxidant activity of red wine. *J. Agric. Food Chem.* 57, 265-273.
- Hashizume, K. & Samuta, T., 1997. Green odorants of grape cluster stem and their ability to cause a wine stemmy flavor. *J. Agric. Food Chem.* 45, 1333-1337.
- Hellin, P., Manso, A., Flores, P. & Fenoll, J., 2010. Evolution of aroma and phenolic compounds during ripening of 'superior seedless' grapes. *J. Agric. Food Chem.* 58, 6334-6340.
- Hornsey, I., 2007. The chemistry and biology of winemaking [Chapter 2]. The Royal Society of Chemistry, Cambridge, UK.
- Howard, K.L., Mike, J.H. & Riesen, R., 2005. Validation of a solid-phase microextraction method for headspace analysis of wine aroma components. *Am. J. Enol. Vitic.* 56, 37-45.
- Iversen, C.K., Jakobsen, H.B. & Olsen, C.-E., 1998. Aroma changes during black currant (*Ribes nigrum* L.) nectar processing. *J. Agric. Food Chem.* 46, 1132-1136.
- Jetti, R., Yang, E., Kurnianta, A., Finn, C. & Qian, M., 2007. Quantification of selected aroma-active compounds in strawberries by headspace solid-phase microextraction gas chromatography and correlation with sensory descriptive analysis. *J. Food Sci.* 72, S487-S496.
- Lafontaine, M., Schultz, H.R., Lopes, C., Bálo, B. & Varadi, G., 2005. Leaf and fruit responses of Riesling grapevines to UV-radiation in the field. In: VII Int. Symp., California, USA. *Grapevine Physiology and Biotechnology* 689. pp. 125 – 132.
- Leffingwell, J.C. & Leffingwell, D., 1991. GRAS flavor chemicals-detection thresholds. *Perfumer Flavorist* 16, 1-19.
- Li, R. & Jiang, Z.T., 2004. Chemical composition of the essential oil of *Cuminum cyminum* L. from China. *Flavour Frag. J.* 19, 311-313.
- Marais, J., 1983. Terpenes in the aroma of grapes and wines: A review. *S. Afr. J. Enol. Vitic.* 4, 49-60.
- Mateo, J. & Jiménez, M., 2000. Monoterpenes in grape juice and wines. *J. of Chromatogr. A* 881, 557-567.
- Mendes-Pinto, M.M., 2009. Carotenoid breakdown products the – norisoprenoids – in wine aroma. *Arch. Biochem. Biophys.* 483, 236-245.
- Mira de Orduña, R., 2010. Climate change associated effects on grape and wine quality and production. *Food Res. Int.* 43, 1844-1855.
- Oliveira, J.M., Faria, M., Sá, F., Barros, F. & Araújo, I.M., 2006. C₆-alcohols as varietal markers for assessment of wine origin. *Anal. Chim. Acta* 563, 300-309.
- Osorio, C., Alarcon, M., Moreno, C., Bonilla, A., Barrios, J., Garzon, C. & Duque, C., 2006. Characterization of odor-active volatiles in Champa (*Campomanesia lineatifolia* R. & P.). *J. Agric. Food Chem.* 54, 509-516.
- Pino, J.A. & Mesa, J., 2006. Contribution of volatile compounds to mango (*Mangifera indica* L.) aroma. *Flavour Frag. J.* 21, 207-213.
- Ristic, R., Downey, M.O., Iland, P.G., Bindon, K., Francis, I.L., Herderich, M. & Robinson, S.P., 2007. Exclusion of sunlight from Shiraz grapes alters wine colour, tannin and sensory properties. *Aust. J. Grape Wine Res.* 13, 53-65.
- Schieberle, P. & Grosch, W., 1988. Identification of potent flavor compounds formed in an aqueous lemon oil/citric acid emulsion. *J. Agric. Food Chem.* 36, 797-800.
- Schultz, H., 2000. Climate change and viticulture: A European perspective on climatology, carbon dioxide and UV-B effects. *Aust. J. Grape Wine Res.* 6, 2-12.
- Selli, S., Canbas, A., Cabaroglu, T., Erten, H. & Günata, Z., 2006. Aroma components of cv. Muscat of Bornova wines and influence of skin contact treatment. *Food Chem.* 94, 319-326.
- Song J., Shellie C.K., Wang H. & Qian C.M., 2012. Influence of deficit irrigation and kaolin particle film on grape composition and volatile compounds in Merlot grape (*Vitis vinifera* L.). *Food Chem.* 134, 841-850.
- Wu, Y., Pan, Q., Qu, W. & Duan, C., 2009. Comparison of volatile profiles of nine litchi (*Litchi chinensis* Sonn.) cultivars from Southern China. *J. Agric. Food Chem.* 57, 9676-9681.
- Wu, Y., Zhu, B., Tu, C., Duan, C. & Pan, Q., 2011. Generation of volatile compounds in litchi wine during winemaking and short-term bottle storage. *J. Agric. Food Chem.* 59, 4923-4931.
- Yang, C., Wang, Y., Wu, B., Fang, J. & Li, S., 2011. Volatile compounds evolution of three table grapes with different flavour during and after maturation. *Food Chem.* 128, 823-830.
- Zhang, M., Xu, Q., Duan, C., Qu, W. & Wu, Y., 2007. Comparative study of aromatic compounds in young red wines from Cabernet Sauvignon, Cabernet Franc, and Cabernet Gernischt varieties in China. *J. Food Sci.* 72, C248-C252.