

Effectiveness of nursing intervention for increasing hope in patients with cancer: a meta-analysis¹

Ping Li²
Yu-Jie Guo³
Qing Tang²
Lei Yang²

Objective: to evaluate the efficacy of nursing interventions to increase the level of hope in cancer patients, in a meta-analysis. Methods: electronic databases were searched. Two of the authors independently extracted data from the eligible studies, and Stata 13.0 software was used to pool the data. Results: nine randomized controlled trials were included, and methodological quality of each randomized controlled trial (RCT) was evaluated using Cochrane handbook recommendations. A random effects model was used to combine results from eligible studies. The pooled results using the fixed effects model showed that scores to first effects increase significantly after the use of nursing intervention between the groups. Heterogeneity was observed among the studies for posttest ($df = 8$, $P = 0.000$; $I^2 = 76.1\%$). The results indicated significant heterogeneity across the nine selected studies. The test for heterogeneity showed no homogeneity among studies for follow-up ($df = 8$, $P = 0.328$; $I^2 = 12.9\%$), and there was no statistical significance. Conclusion: the current evidence suggests that nursing intervention has a positive effect on hope in cancer patients. However, more large-scale and high-quality randomized controlled trials are needed to confirm these results.





Descriptors: Neoplasm; Hope; Meta-Analysis.

¹ Supported by Nantong Science and Technology Bureau, China, process #BK2013073.

² MSc, Researcher, School of Nursing, Nantong University, Nantong, Jiangsu, China.

³ PhD, Assistant Professor, School of Nursing, Nantong University, Nantong, Jiangsu, China.

How to cite this article

Li P, Guo YJ, Tang Q, Yang L. Effectiveness of nursing intervention for increasing hope in patients with cancer: a meta-analysis. Rev. Latino-Am. Enfermagem. 2018;26:e2937. [Access   ]; Available in:  .
DOI: <http://dx.doi.org/10.1590/1518-8345.1920.2937> month day year URL

Introduction

Hope has been defined as the possibility of a better future in the context of uncertainty⁽¹⁾, which significantly increases a patient's quality of life⁽²⁾. It has been identified as a valuable psychological resource that enables the individual to take an interest in his/her life and future, and to find meaning in life⁽³⁾. The author⁽⁴⁾ stated that the most important feature of hope is that it gives confidence to the individual to make life changes.

It is well known that the cancer diagnosis, its treatment, and the challenges of survivorship increase patients' levels of psychological symptoms to a degree that might affect their adaptation to their disease⁽⁵⁾. Nursing intervention has been shown to improve hope through promoting greater psychological wellbeing and decreasing psychological problems, such as depression and anxiety⁽⁵⁻⁶⁾.

Cancer diagnosis and treatment can affect physical functioning, mental health, and quality of life of individuals with cancer⁽⁷⁾. A great deal of studies⁽⁸⁻⁹⁾ have shown that the long-term and late effects following a cancer diagnosis have an impact on patients, including functional deficits, mood disturbances and heart failure in relation to chemotherapy toxicity. Many of these factors influence patients' hope, which has been considered an important coping strategy among cancer patients. Many researchers⁽¹⁰⁻¹¹⁾ found that a high level of hope was associated with lower levels of anxiety and depression, higher social support, and better quality of life.

Several studies have shown that the influence of healthcare professionals has great potential to effect hope among cancer patients. One study⁽¹²⁾ evaluated a psychologically supportive intervention, based on the theory called "Transforming hope", in which patients were guided to view a film on hope and work on a hope activity. Higher hope and quality of life among cancer patients were found in patients after the intervention. Another study⁽¹³⁾ found a novel treatment intervention combining three central attributes of mindfulness, hope therapy, and bio-behavioral components which were provided to women with cancer recurrence. That intervention increased hope and mindfulness two, four and seven months after the intervention. However, the effectiveness of nursing interventions for enhancing hope among cancer patients remains controversial. The author⁽¹⁴⁾ found that exercise leads to a great improvement in strength among lung cancer patients, but not hope. One researcher⁽¹⁵⁾ studied the effects of telephone intervention led by nurses, and found no clear difference in the level of hope among patients during chemotherapy.

From the nursing point of view, helping patients experiencing difficult situations to maintain hope is an essential goal in providing care to patients who are struggling with a diagnosis of cancer. In addition, previous studies have used various types of nursing intervention, which hinders the determination of whether nursing intervention foster hope in cancer patients.

Therefore, it is necessary to summarize the results from randomized clinical trials to assess the efficacy of nursing intervention to improve hope in cancer patients. To examine this hypothesis, we conducted the meta-analysis, and assumed that nursing intervention has a beneficial effect on hope in patients with cancer.

Methods

The Preferred Reporting Items for Systematic Reviews and Meta-Analyses (PRISMA) guidelines, issued in 2009, was utilized to report this meta-analysis⁽¹⁶⁾. Relevant studies were identified through systematic searches of the electronic databases, from their inception until January of 2016. We searched the Cochrane Library databases, PubMed, Ovid, Web of Science, China National Knowledge Infrastructure (CNKI), and Wanfang Data for articles published. Any randomized controlled study that evaluated the association between nursing intervention and the level of hope in adult patients with cancer was eligible for inclusion in our study, and no restrictions were placed on language or publication status. Both Medical Subject Headings (MeSH) terms, and the keywords of "cancer OR neoplasm", "hope", "nurse-led OR nurse" AND "randomized controlled trial OR controlled clinical trial" were used as search terms. Additionally, we scanned the reference lists of retrieved papers for any additional relevant studies. We also contacted the corresponding author or first author to obtain information if publications were unclear or more information was needed.

Studies were eligible for inclusion in the present meta-analysis if they met the following criteria: (a) randomized control trial design; (b) included only adult cancer survivors (age >18); (c) compared nursing interventions with usual care; (d) authors reported effective hope scores and 95 % confidence intervals (CIs) on outcomes for comparisons.

Studies that assessed the hope outcome using validated scales (e.g., Herth Hope Index - HHI). The Herth Hope Index (HHI) contains 12 items that measure three dimensions of hope⁽¹⁷⁾. The HHI delineated three factors of hope: a) temporality and future, b) positive readiness and expectancy, and c) interconnectedness⁽¹⁸⁾. Each item is rated on a 4-point Likert scale that ranges from "strongly disagree (1)" to "strongly agree (4)".

A total HHI score that can range from 12 to 48 is calculated, and higher scores indicate higher levels of hope. It has been used successfully in studies with persons with cancer and their family caregivers⁽¹⁹⁾. The Chinese version of HHI has demonstrated the test-retest reliability, internal consistency, content validity and construct validity in cancer patients⁽²⁰⁾.

However, if the study provided no original data, or insufficient information on hope, it was excluded. Publications that were letters, comments, correspondence, editorials, reviews, or gray literature were not eligible. If the study involved caregivers of cancer patients, it was excluded. Two investigators independently screened the abstracts or full-text articles identified, using the search strategy previously described, to assess the eligibility of studies in a standardized manner.

Based on the detailed data of the included studies, two reviewers independently evaluated the quality of eligible trials using the assessment tool described in the Cochrane Handbook for Systematic Reviews of Interventions. Parameters of risk of bias were graded as high, low, or unclear. The following domains were assessed in relation to their risk of bias: random sequence generation; allocation concealment; blinding (performance bias, detection bias); incomplete outcome data (attrition bias); selective reporting (reporting bias); and other sources of bias⁽²¹⁾. Any discrepancy was resolved by consultation, or adjudicated by a third reviewer serving as the arbitrator.

Data from each study were independently extracted by the two investigators. Any disagreements were resolved by a third reviewer. Information abstracted from each study included the first author, year of publication, country, age at baseline, sample size, follow-up duration, characteristics of the intervention (e.g. type, frequency, length), primary outcomes measure. Discrepancies were rechecked by the corresponding author of the current article and consensus was achieved by discussion.

Continuous variables were analyzed using standardized mean difference (SMD) and expressed with 95% confidence intervals (CI); random effects methods were only reported when the heterogeneity among the combined study results was statistically significant, by evaluating the Cochran Q and the I^2 statistic, with $p < 0.05$ indicating significant heterogeneity⁽²²⁾. A p-value for Cochran's Q test at < 0.1 with an I^2 value $> 50\%$ indicated no or slight heterogeneity across studies, and then a fixed-effect model was applied; otherwise, a random-effect model was adopted to pool the data⁽²³⁾. If the results were presented as median and range values, the means

and standard deviation were calculated using the formulas⁽²⁴⁾. Subgroup analyses were conducted by dividing the studies into groups according to (a) sex, (b) type of cancer, (c) whether hope was the primary outcome, (d) quality of included study, (e) intervention format, and (f) intervention providers. Potential publication bias was evaluated using Begg⁽²⁵⁾ funnel plots and Egger⁽²⁶⁾ tests. Two-tailed p-value < 0.05 was considered statistically significant. In view of the significant heterogeneity among the studies included in our meta-analysis, sensitivity analysis was performed by removing the individual study with the largest effect size to assess whether the results could have been affected markedly by a single study. The Stata 13.0 (StataCorp, College Station, TX) statistical software was applied to pool the results in this meta-analysis.

Result

The literature search initially yielded 1119 relevant articles, after a comprehensive search. Citation search identified another 13 articles. Of the publications, 534 duplicate articles were excluded. After screening the title and abstract using the inclusion and exclusion criteria, 589 articles were removed. Ultimately, the remaining nine randomized clinical trials^(2,27-34) involving participants were included in the meta-analysis.

Characteristics of Included Studies

Some details of the included studies are presented in Figure 1. Study sample sizes ranged from 20 to 116. Of a total population of 600 randomized patients, 306 were in the intervention group, and 294 in the control group. The randomized controlled trials were published between 1998 and 2015. Of them, four studies were conducted in Asia (one in Japanese⁽²⁷⁾ and three in China^(30,33-34)), two in Europe^(2,32), one in the USA⁽²⁸⁾, one in Canada⁽²⁹⁾ and one in Australia⁽³¹⁾. All studies included one control group, and the control group was treated with usual care. However, there was an article that was divided into three groups, with the inclusion of an additional intervention named an attention control group. The most common treatment format was an individual approach ($n=7$), and only two studies applied a group approach. The most frequently used hope measurement was the HHI. In nine studies, there were various interventions considered. Most interventions were provided in hospitals or in patients' homes. Among the nine studies, interventions were delivered by health personnel (e.g., a nurse) in six studies, and other professionals were the interventionists in three studies. The mean length of intervention was 3.2 weeks. The mean total intervention time was 86.5 minutes, with

total intervention time in each study ranging from 30 to 120 minutes. The quality assessment of included studies, using the risk of bias tool, is shown in Figure 2. Overall, one randomized controlled trial had a score of 13⁽²⁷⁾, one trial had a score of 11⁽³²⁾, one trial had a score of 9⁽²⁸⁾, three trials had a score of 8^(29,33-34), two trials had a score of 7^(2,30), and the remaining one trial had a score of 6⁽³¹⁾. The mean score was 8.5,

suggesting a moderate quality of the reports included in this meta-analysis. Among all the selected studies, participants and personnel were mostly not double blinded. Outcome assessment was not blinded in any of the studies. Overall, all the included studies were considered to have a high risk of bias.

Study/ Years of Publication	Country	Sample Size (IG*/CG†)	Age, years IG* CG†	Cancer Diagnose	Interventions (IG*/CG†)	Length of intervention	Outcome Measures	Data Collection Time	Intervention Providers
Ando et al. (2010)	Japan	38/39	65±14 64±14	Terminally ill cancer	Short-Term Life- Review and general support/general support	Two sessions, each 30-60min, with a one- week interval between the first and second sessions	GDI†	Pretest and posttest	Therapist
Hansen et al. (2009)	United States	10/10	73±7.36	Terminally ill cancer	Forgiveness therapy/UC§	Four weeks, once a week, each time 60min	HHI¶	Pretest, four and eight weeks after pretest	An intervener
Duggle et al. (2007)	Canada	30/30	73.63±8.84 76.30±9.06	Terminally ill cancer	"Living with Hope Program" (LWHP)/ standard care	One week	HHI¶	Pretest and one week post- intervention	RN
Rustoen et al. (1998)	Norway	32/23/41	26-78	Various types	Hope Intervention and "Learning to Live with Cancer" Program / UC§	Eight weeks, once a week, 2h each time	NHS‡	Twice before, then two-weeks and six-months post- intervention	An oncology nurse
Jiang et al. (2013)	China	46/44	43±6.09	Breast	The "Solution focused approach, hope-focused" / UC§ and health education	One week	HHI¶	Pretest and one week later after intervention	RN
Lisbeth et al. (2005)	Australia	20/22	51.3±8.82 56.5±8.72	Breast	Personal Construct Group Therapy/ UC§	Eight weeks, once a week, each time 2h	GGCAS**	Pretest and one week and 12 weeks post- intervention	RN
Sue Hall et al. (2015)	Britain	22/23	64.91±15.96 65.30±17.91	Advanced cancer	Dignity therapy intervention plus standard care/ Standard care	Two weeks	HHI¶	Baseline and at one- and four- week follow-up	Therapist
Yao et al. (2015)	China	55/55	53.10±10.7 50.8 ± 11.2	Esophageal	Empathy nursing / UC§	Duration of hospital stay	HHI¶	Pretest and posttest	RN
Jin et al. (2010)	China	30/30	58.80±7.85 62.03±8.20	Lung	Health behavior intervention / UC§	Three weeks of chemotherapy	HHI¶	The beginning of the first period of chemotherapy post- operation, the third chemotherapy period	RN

*Intervention Group, †Control Group, ‡The Good Death Inventory, §Usual Care, ¶Herth Hope Index, ¶¶Nowotny Hope Scale, **Gottschalk-Gleser Content Analysis

Figure 1 - Characteristics of randomized controlled trials of participants and interventions. Nantong, Jiangsu province, China, 2016

Study/ Years of Publication	Random Sequence Generation (selection bias)	Allocation Concealment (selection bias)	Blinding of Participants and Personnel (performance bias)	Blinding of Outcome Assessment (detection bias)	Incomplete Outcome Data (attrition bias)	Selective Reporting (reporting bias)	Other Sources of Bias
Ando et al. (2010)	Low	Low	Low	High	Low	Low	Low
Hansen et al. (2009)	High	Unclear	High	High	Low	Low	Low
Duggle et al. (2007)	Unclear	Unclear	High	High	Low	Low	Low
Rustoen et al. (1998)	Unclear	Unclear	High	Unclear	Low	Low	Low
Jiang et al. (2013)	High	Unclear	Unclear	Unclear	Low	Low	Low
Lisbeth et al. (2005)	Unclear	Unclear	Unclear	Unclear	Low	Low	Low
Sue Hall et al. (2015)	Low	Low	Low	Unclear	High	Low	Low
Yao et al. (2015)	Low	Unclear	Unclear	Unclear	Low	Low	Low
Jin et al. (2010)	Low	Unclear	Unclear	Unclear	Low	Low	Low

Figure 2 - Summary of Cochrane’s Risk of Bias. Nantong, Jiangsu province, China, 2016

Nursing Intervention on Hope

Figure 3 presents the efficacy of nursing interventions on hope, from baseline to posttest, and the differences between intervention and control groups are estimated. The pooled results from the included studies indicated that nursing intervention contributed to a significant enhancement in hope, when compared with the control treatment. Figure 4 summarizes the results of nursing interventions on hope, from baseline to follow-up. The

pooled results using the fixed effects model showed that scores to first effects increased significantly after the use of nursing intervention between the groups. Heterogeneity was observed among the studies for post-test ($df = 8, p = 0.000; I^2 = 76.1\%$). The results indicated significant heterogeneity across the nine selected studies. The test for heterogeneity showed no homogeneity among studies for follow-up ($df = 8, p = 0.328; I^2 = 12.9\%$), and there was no statistical significance.

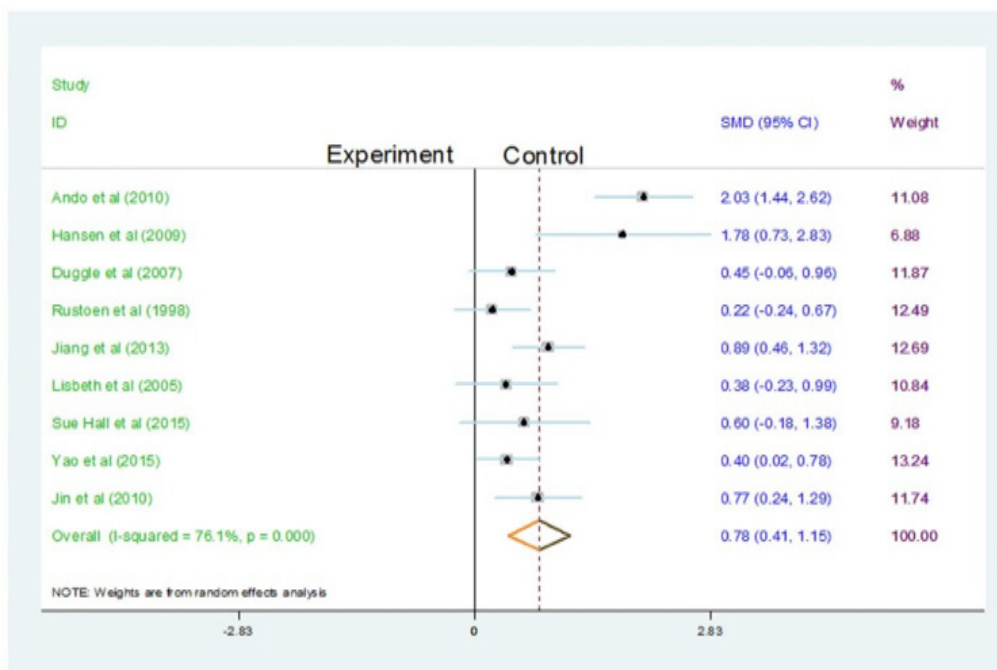


Figure 3 - The efficacy of nursing intervention on hope from baseline to posttest

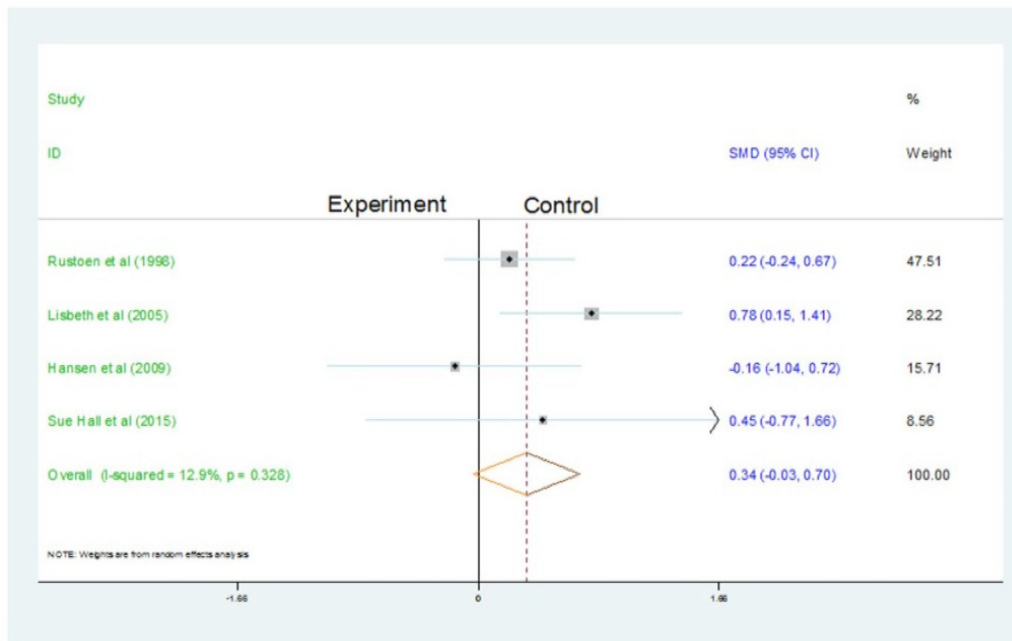


Figure 4 - The results of nursing interventions on hope, from baseline to follow-up

Subgroup Analysis

Table 3 presents the results of subgroup analyses of sex, type of cancer, whether hope was the primary outcome, research quality, intervention format and intervention providers. In stratified analyses, differences between males and females were statistically significant (SMD= 0.83; 95%CI= 0.35-1.32). The effect sizes of studies in which hope was the secondary outcome (SMD= 1.18; 95%CI= 0.29-2.07) were statistically significant. Nursing intervention significantly improved hope in individuals with terminal cancer (SMD= 1.39; 95%CI=

0.25-2.53). In subgroup analyses by intervention format, an individual approach across seven studies showed significant effects on hope ($I^2=77.6\%$, $95\%CI=0.49,1.38$, $p=0.000$). Group therapy was evaluated in two trials, and showed no significant differences in hope ($I^2=0.0\%$, $95\%CI=-0.09,0.64$, $p=0.670$). In subgroup analyses performed by intervention providers, six studies provided by health personnel showed significant effects on hope ($I^2=17.5\%$, $95\%CI=0.30,0.73$, $p=0.300$). In contrast, three studies conducted by other professionals also indicated significant differences in hope ($I^2=76.5\%$, $95\%CI=0.54,2.41$, $p=0.014$).

Table 3 - Overall Results and Subgroup Analyses of Nursing Intervention on Hope. Nantong, Jiangsu province, China, 2016

Subgroups	No. of studies	SMD*	95%CI†	I ² %	p Value
Overall	9	0.78	0.41-1.15	76.1	0.000
Sex					
Female	2	0.68	0.19-1.17	43.5	0.183
Male and female	7	0.83	0.35-1.32	81.0	0.000
Cancer type					
Breast cancer	2	0.68	0.19-1.17	43.5	0.183
Terminally ill cancer	3	1.39	0.25-2.53	88.3	0.000
Others	4	0.44	0.20-0.69	0.0	0.450
Hope as the primary outcome					
Yes	5	0.54	0.29-0.78	31.7	0.210
No	4	1.18	0.29-2.07	83.3	0.000

(continue...)

Table 3 - (continuation)

Subgroups	No. of studies	SMD*	95%CI†	I ² %	p Value
Quality of study					
Score > 8	3	1.48	0.54-2.41	76.5	0.014
Score < 8	6	0.52	0.30-0.73	17.5	0.300
Intervention format					
Individual approach	7	0.93	0.49-1.38	77.6	0.000
Group therapy	2	0.28	-0.09-0.64	0.0	0.670
Intervention providers					
Health personnel	6	0.52	0.30-0.73	17.5	0.300
other professionals	3	1.48	0.54-2.41	76.5	0.014

*Standardized Mean Difference, †Confidence Interval, ‡Inconsistency

Sensitivity Analysis

Given the heterogeneity among the studies for our finding, sensitivity analysis was performed by excluding an individual study, and the data of the remaining studies were chosen and pooled. After excluding the lowest study score⁽³¹⁾, the result did not change significantly (SMD= 0.83; 95%CI= 0.42-1.24).

Discussion

With increasing pressure on emotional changes, and the need to improve care worldwide, nursing interventions to increase levels of hope are of significant importance. Hope is the most common psychological factor after diagnosis, and is a major contributing factor to quality of life. However, evidence of the benefits of nursing interventions on hope in cancer patients is rarely presented. We conducted this meta-analysis, including nine randomized controlled trials, to evaluate the effect of nursing intervention on hope in cancer patients.

Overall, the findings from our study indicated that nursing interventions can significantly improve the level of hope among cancer patients. Caring behaviors by nurses have been suggested to maintain and foster hope in patients with cancer. Furthermore, the mechanism by which nursing intervention could influence the level of hope in cancer patients is that nurses encourage patients with cancer to construct and rebuild appropriate strategies to enhance hope. Additionally, nursing interventions may help patients find meaning and purpose within a life-threatening illness, dictate their ability to cope with the disease in a meaningful way, and provide for the needs of cancer patients⁽³⁵⁾.

According to clinical characteristics

According to the result of subgroup analyses by sex, males and females showed a significant effect on hope. Similar to one study, the author did a comparison to explore the relationship between urban or rural background and health attitudes of newly diagnosed oncology patients, which demonstrated that males scored significantly higher for belief⁽³⁶⁾. There is a need to carry out more well-designed studies to verify our conclusion.

In subgroup analyses by type of cancer, a significantly higher level of hope was noted in individuals with terminal cancer than in other cancers, when using nursing interventions. This effect was not found for two trials with breast cancer patients and four trials with other cancers. The result is consistent with another study in this field⁽³⁷⁾. However, more RCTs on various types of cancer will be needed to confirm our conclusion.

According to intervention characteristics

The finding from this meta-analysis based on 600 study participants indicated that nursing interventions have a positive influence on hope, and the positive effects were consistent either posttest or through follow-up, or both. The lengths of interventions for most studies included in this meta-analysis were less than eight weeks. This result is meaningful, and it is in accordance with that of previous meta-analysis studies. The researchers⁽³⁸⁾ aimed to identify whether interventions can reduce emotional distress in patients and their caregivers. Based on 29 randomized clinical trials, the author concluded that the average dose of the interventions was 6.7 sessions. The findings from our study support the hypothesis that nursing intervention can significantly increase hope in cancer patients. Participants who were exposed to intervention designed

to increase the feeling of hope had higher hope scores than those who were not exposed to intervention apart from regular care and hospital follow-up.

In subgroup analyses, according to intervention format, the results show that individual therapy is better than group therapy in cancer patients. Even if group approach interventions were effective in some aspects, the current results are in accordance with those of previous meta-analysis in concluding that psychosocial interventions using individual treatments ($n=4$) were more effective in increasing survival time than group intervention ($n=11$)⁽³⁹⁾. There are only two articles using group therapy, which are too few. Therefore, further study for intervention format will be essential in the future.

Implication for research

Some of the evidence on the effectiveness of nursing intervention on hope domains reported in this article find support in the literature⁽⁴⁰⁾. However, some differences exist when comparing findings with other reviews, because other reviews included healthy or unhealthy people. Similar to other reviews, the authors documented positive effects of nursing interventions on hope. Variations in findings reported by the reviews could be explained by differences in inclusion criteria, treatment status, duration of the nursing intervention, and measures used to assess hope. Several areas for future research can improve understanding of the effects of nursing interventions on hope, and there also is a need to understand the necessary frequency, duration and format of nursing interventions for optimal and sustainable effect.

Because of the character of hope, a dynamic yet multidimensional psychological resource, most scholars tend to do qualitative research. The authors⁽⁴¹⁾ provided a meta-synthesis of qualitative research on the hope experience of older persons with chronic illness; twenty relevant published articles were included. Findings indicated that the concept of hope differs for older and younger adults experiencing suffering. In addition, resources for hope are both internal and external. Another systematic review was conducted on positive psychology interventions in breast cancer⁽⁴²⁾. Based on 16 studies, which synthesized the evidence about the positive psychology interventions, the result showed that hope was one of the five groups of therapies in structuring positive psychology. Family caregivers (FCs) are involved in all aspects of patient care. To explore the information about FCs' levels of hope, a recent cross-sectional study found that family caregivers of persons with advanced cancer have a lower level of hope, associated with a higher level of caregiver role

strain⁽⁴³⁾. These findings suggest that some populations could be prioritized in public mental health interventions to prevent the occurrence of hopelessness, and interventions need to be provided to enhance hope.

This review identified several beneficial effects of nursing interventions on hope. In addition, as evidence accumulates, research will become increasingly precise in identifying what kinds of nursing interventions benefit which cancer survivors. In the meantime, the current evidence supports the translation of the accumulated knowledge base to practice. The evidence reported in this article should help inform healthcare professionals, cancer survivors, and educators that nursing interventions have a beneficial effect on hope.

Limitations

Most of the studies included in this meta-analysis involved individuals with breast and terminal cancers; additional RCTs that investigate the beneficial effects of nursing intervention on hope are warranted in individuals with different types of cancer. In addition, only one article in this meta-analysis revealed that nursing intervention significantly improved level of hope among individuals with cancer before, during, and after cancer treatment. It is known that cancer is a complex and heterogeneous disease, which is noted for marked global variations in etiology, incidence, and management⁽⁴⁴⁾. Consequently, there might be a certain amount of clinical heterogeneity, even though we detected no statistical heterogeneity through our study. Meta-analysis is considered hypothesis-generating, and is not conducted to test a hypothesis or establish a standard of care⁽⁴⁵⁾. Additionally, meta-analysis is a secondary study that is based on primary studies, and some bias is inevitable⁽⁴⁶⁾. Fourth, the quality of meta-analysis is dependent on the quality and comparability of information from the primary studies. If individual information were available, a more precise analysis, such as individual patient data meta-analysis, should be conducted rather than conventional meta-analysis. This is a big project, and it needs authors of all published papers to share their data. Fifth, given that hopelessness is highly prevalent among cancer patients, greater emphasis should be placed on establishing nursing programs that increase access to mental health care, as well as for patients at different stages of their disease and treatment trajectory.

Conclusions

Evidence from this study indicates that nursing interventions are certainly useful strategies in increasing hope with cancer. Health care providers

must convey the effectiveness of nursing interventions to individuals with cancer who are facing problems with hope. Furthermore, stratified analyses suggested that patients with terminal cancers had a significantly increased CI of total hope level than any other cancer. Future studies should focus on specific populations. However, it is noted that more high-quality RCTs are needed to further confirm these findings.

References

- Duggleby W, Williams A, Wright K, Bollinger S. Renewing everyday hope: the hope experience of family caregivers of persons with dementia. *Issues Ment Health Nurs.* 2009; 30(8):514-21. doi: <https://doi.org/10.1080/01612840802641727>
- Rustøen T, Wiklund I, Hanestad BR, Moum T. Nursing intervention to increase hope and quality of life in newly diagnosed cancer patients. *Cancer Nurs.* 1998; 21(4):235-45. doi: <https://doi.org/10.1097/00002820-199808000-00003>
- Tokem Y, Ozcelik H, Cicik A. Examination of the Relationship Between Hopelessness Levels and Coping Strategies Among the Family Caregivers of Patients with Cancer. *Cancer Nurs.* 2015; 38(4):E28-34. doi: <https://doi.org/10.1097/ncc.0000000000000189>
- Herth K. Abbreviated instrument to measure hope: development and psychometric evaluation. *J Adv Nurs.* 1992; 17(10):1251-9. doi: <https://doi.org/10.1111/j.1365-2648.1992.tb01843.x>
- Rustøen T, Cooper BA, Miaskowski C. A longitudinal study of the effects of a hope intervention on levels of hope and psychological distress in a community-based sample of oncology patients. *Eur J Oncol Nurs.* 2011; 15(4):351-7. doi: <https://doi.org/10.1016/j.ejon.2010.09.001>
- Ho SM, Ho JW, Pau BK, Hui BP, Wong RS, Chu AT. Hope-based intervention for individuals susceptible to colorectal cancer: a pilot study. *Fam Cancer.* 2012; 11(4):545-51. doi: <https://doi.org/10.1007/s10689-012-9545-3>
- Stein KD, Syrjala KL, Andrykowski MA. Physical and psychological long-term and late effects of cancer. *Cancer.* 2008; 112(11 Suppl):2577-92. doi: <https://doi.org/10.1002/cncr.23448>
- Utne I, Miaskowski C, Bjordal K, Paul SM, Rustoen T. The relationships between mood disturbances and pain, hope, and quality of life in hospitalized cancer patients with pain on regularly scheduled opioid analgesic. *J Palliat Med.* 2010; 13(3):311-8. doi: <https://doi.org/10.1089/jpm.2009.0294>
- Montazeri A. Health-related quality of life in breast cancer patients: a bibliographic review of the literature from 1974 to 2007. *J Exp Clin Cancer Res.* 2008; 27:32. doi: <https://doi.org/10.1186/1756-9966-27-32>
- Berendes D, Keefe FJ, Somers TJ, Kothadia SM, Porter LS, Cheavens JS. Hope in the context of lung cancer: relationships of hope to symptoms and psychological distress. *J Pain Symptom Manage.* 2010; 40(2):174-82. doi: <https://doi.org/10.1016/j.jpainsymman.2010.01.014>
- Öztunç G, Yeşil P, Paydaş S, Erdoğan S. Social support and hopelessness in patients with breast cancer. *Asian Pac J Cancer Prev.* 2013; 14(1):571-8. doi: <https://doi.org/10.7314/apjcp.2013.14.1.571>
- Duggleby W, Wright K. Transforming hope: how elderly palliative patients live with hope. *Can J Nurs Res.* [Internet]. 2009 Mar [cited Apr 14, 2016];41(1):204-17. Available from: <http://www.ingentaconnect.com/content/mcgill/cjnr/2005/00000037/00000002/art00006.pdf>
- Thornton LM, Cheavens JS, Heitzmann CA, Dorfman CS, Wu SM, Andersen BL. Test of mindfulness and hope components in a psychological intervention for women with cancer recurrence. *J Consult Clin Psychol.* 2014; 82(6):1087-100. doi: <https://doi.org/10.1037/a0036959>
- Wall LM. Changes in hope and power in lung cancer patients who exercise. *Nurs Sci Q.* 2000; 13(3):234-42. doi: <https://doi.org/10.1177/08943180022107627>
- Boucher J. Telephone intervention: hope for cancer patients. Amherst: University of Massachusetts. [Internet]. 2002. [cited Apr 20, 2016]. Available from: <http://pqdt.lib.sjtu.edu.cn/Fulltext.ashx?pid=dhCjBbPQtuw%3d&t=view&countAbs=0.pdf>
- Moher D, Liberati A, Tetzlaff J, Altman DG, PRISMA Group. Preferred reporting items for systematic reviews and meta-analyses: the PRISMA statement. *Int J Surg.* 2010; 8(5):336-41. doi: <https://doi.org/10.1016/j.ijso.2010.02.007>
- Solano JP, da Silva AG, Soares IA, Ashmawi HA, Vieira JE. Resilience and hope during advanced disease: a pilot study with metastatic colorectal cancer patients. *BMC Palliat Care.* 2016; 15:70. doi: <https://doi.org/10.1186/s12904-016-0139-y>
- Herth K. Development and refinement of an instrument to measure hope. *Sch Inq Nurs Pract.* [Internet]. 1991 Spring [cited Apr 26, 2016];5(1):39-51; discussion 53-6. Available from: <http://psycnet.apa.org/psycinfo/1997-70717-001.pdf>
- Duggleby WD, Williams A, Holstlander L, Thomas R, Cooper D, Hallstrom LK, et al. Hope of rural women caregivers of persons with advanced cancer: guilt, self-efficacy and mental health. *Rural Remote Health.* [Internet]. 2014 Mar 3 [cited May 12, 2016];14:2561. Available from: <http://www.rrh.org.au/articles/subviewnew.asp?ArticleID=2561.pdf>
- Wang Y. Study on feasibility of Chinese version of Herth hope index for cancer patients. *Chinese Nursing Research.* 2010; 24(1):20-21. doi: <https://chinadoi.org/10.3969/j.issn.1009-6493.2010.01.008>

21. Higgins JPT, Green S (Eds). *Cochrane Handbook for Systematic Reviews of Interventions* Version 5.1.0 (updated March 2011). The Cochrane Collaboration. [Internet]. 2011 Mar 20 [cited May 21, 2016];14:2561. Available from:<http://www.cochrane-handbook.org.pdf>
22. Higgins JP, Thompson SG, Deeks JJ, Altman DG. Measuring inconsistency in meta-analyses. *BMJ*. 2003; 327(7414):557-60. doi: <https://doi.org/10.1136/bmj.327.7414.557>
23. Higgins JP, Thompson SG. Quantifying heterogeneity in a meta-analysis. *Stat Med*. 2002; 21(11):1539-58. doi: <https://doi.org/10.1002/sim.1186>
24. Huang HP, He M. Usefulness of chewing gum for recovering intestinal function after cesarean delivery: A systematic review and meta-analysis of randomized controlled trials. *Taiwan J Obstet Gynecol*. 2015; 54(2):116-21. doi: <https://doi.org/10.1016/j.tjog.2014.10.004>
25. Begg CB, Mazumdar M. Operating characteristics of a rank correlation test for publication bias. *Biometrics*. 1994; 50(4):1088-101. doi: <https://doi.org/10.2307/2533446>
26. Egger M, Smith GD. Bias in location and selection of studies. *BMJ*. [Internet]. 1998 Jan 3 [cited May 28, 2016];316(7124):61-6. Available from: <https://www.ncbi.nlm.nih.gov/pmc/articles/PMC2665334/pdf/9451274.pdf>
27. Ando M, Morita T, Akechi T, Okamoto T, Japanese Task Force for Spiritual Care. Efficacy of short-term life-review interviews on the spiritual well-being of terminally ill cancer patients. *J Pain Symptom Manage*. 2010; 39(6):993-1002. doi: <https://doi.org/10.1016/j.jpainsymman.2009.11.320>
28. Hansen MJ, Enright RD, Baskin TW, Klatt J. A palliative care intervention in forgiveness therapy for elderly terminally ill cancer patients. *J Palliat Care*. [Internet]. 2009 Spring [cited May 28, 2016];25(1):51-60. Available from: <https://www.ncbi.nlm.nih.gov/pubmed/19445342.pdf>
29. Duggleby WD, Degner L, Williams A, Wright K, Cooper D, Popkin D, et al. Living with hope: initial evaluation of a psychosocial hope intervention for older palliative home care patients. *J Pain Symptom Manage*. 2007; 33(3):247-57. doi: <https://doi.org/10.1016/j.jpainsymman.2006.09.013>
30. Jiang Zi-fang. The intervention to improve the hope level of breast cancer patients by "Solution focused approach". Zhejiang University. [Internet]. 2013 [cited Jun 3, 2016]. Available from:http://222.192.60.12/D/Thesis_y2420861.aspx.pdf
31. Lane LG, Viney LL. The effects of personal construct group therapy on breast cancer survivors. *J Consult Clin Psychol*. 2005; 73(2):284-92. doi: <https://doi.org/10.1037/0022-006x.73.2.284>
32. Hall S, Goddard C, Opio D, Speck PW, Martin P, Higginson IJ. A novel approach to enhancing hope in patients with advanced cancer: a randomised phase II trial of dignity therapy. *BMJ Support Palliat Care*. 2011; 1(3):315-21. doi: <https://doi.org/10.1136/bmjspcare-2011-000054>
33. Yao Aiyong, Xu Zhenzhen. Empathy nursing on level of hope and the subjective well-being in patients with esophageal cancer. *Chinese J Modern Nurs*. 2015; 21(4):397-400. doi: <https://chinadoi.org/10.3760/cma.j.issn.1674-2907.2015.04.008>
34. Jin Yubin, Xiu Xiaoqing, Chen Xudong. Influence of health behavior intervention on coping strategy and level of hope in lung cancer patients with chemotherapy. *Chinese J Practical Nurs*. 2010; 26(20):17-19. doi: <https://chinadoi.org/10.3760/cma.j.issn.1672-7088.2010.07.046>
35. Chu-Hui-Lin Chi G. The role of hope in patients with cancer. *Oncol Nurs Forum*. 2007; 34(2):415. doi: <https://doi.org/10.1188/07.onf.415-424>
36. Northouse LL, Katapodi MC, Song L, Zhang L, Mood DW. Interventions with family caregivers of cancer patients: meta-analysis of randomized trials. *CA Cancer J Clin*. 2010; 60(5):317-39. doi: <https://doi.org/10.3322/caac.20081>
37. Holt J. A Systematic Review of the Congruence Between People's Needs and Nurses' Interventions for Supporting Hope. *Online J Knowl Synth Nurs*. 2001; 8(1):9-18. doi: <https://doi.org/10.1111/j.1524-475x.2001.00009.x>
38. Howat A, Veitch C, Cairns W. A descriptive study comparing health attitudes of urban and rural oncology patients. *Rural Remote Health*. [Internet]. 2006 Oct/Dec [cited Jun 15, 2016];6(4):563. Available from:<http://www.rrh.org.au/articles/subviewnew.asp?ArticleID=563.pdf>
39. Buckley J, Herth K. Fostering hope in terminally ill patients. *Nurs Stand*. 2004; 19(10):33-41. doi: <https://doi.org/10.7748/ns.19.10.33.s56>
40. Oh PJ, Shin SR, Ahn HS, Kim HJ. Meta-analysis of psychosocial interventions on survival time in patients with cancer. *Psychol Health*. 2016; 31(4):396-419. doi: <https://doi.org/10.1080/08870446.2015.1111370>
41. Duggleby W, Hicks D, Nekolaichuk C, Holtslander L, Williams A, Chambers T, et al. Hope, older adults, and chronic illness: a metasynthesis of qualitative research. *J Adv Nurs*. 2012; 68(6):1211-23. doi: <https://doi.org/10.1111/j.1365-2648.2011.05919.x>
42. Casellas-Grau A, Font A, Vives J. Positive psychology interventions in breast cancer. A systematic review. *Psychooncology*. 2014; 23(1):9-19. doi: <https://doi.org/10.1002/pon.3353>
43. Lohne V, Miaskowski C, Rustøen T. The relationship between hope and caregiver strain in family caregivers of patients with advanced

- cancer. *Cancer Nurs.* 2012; 35(2):99-105. doi: <https://doi.org/10.1097/ncc.0b013e31821e9a02>
44. Shah MA, Ajani JA. Gastric cancer--an enigmatic and heterogeneous disease. *JAMA.* 2010; 303(17):1753-4. doi: <https://doi.org/10.1001/jama.2010.553>
45. Hennekens CH, Demets D. The need for large-scale randomized evidence without undue emphasis on small trials, meta-analyses, or subgroup analyses. *JAMA.* 2009; 302(21):2361-2. doi: <https://doi.org/10.1001/jama.2009.1756>
46. Zeng X, Zhang Y, Kwong JS, Zhang C, Li S, Sun F, et al. The methodological quality assessment tools for preclinical and clinical studies, systematic review and meta-analysis, and clinical practice guideline: a systematic review. *J Evid Based Med.* 2015; 8(1):2-10. doi: <https://doi.org/10.1111/jebm.12141>

Received: Dec. 4th 2016

Accepted: July 4th 2017

Corresponding author:
Yu-Jie Guo
Nantong University. School of Nursing.
19, Qixiu Rd
CEP: 226001, Nantong, Jiangsu, China
E-mail: 570068767@qq.com

Copyright © 2018 Revista Latino-Americana de Enfermagem

This is an Open Access article distributed under the terms of the Creative Commons (CC BY).

This license lets others distribute, remix, tweak, and build upon your work, even commercially, as long as they credit you for the original creation. This is the most accommodating of licenses offered. Recommended for maximum dissemination and use of licensed materials.