

Compost Manufacturing by Use of Horse Droppings and its Effective Factors

著者	小野寺 香奈, 太田 歩, 佐藤 広大, 根本 莉緒, 本田 洋之, 西村 順子
著者別名	ONODERA Kana, OTA Ayumi, SATO Kodai, NEMOTO Rio, HONDA Hiroyuki, NISHIMURA Junko
journal or publication title	The Bulletin of Institute for Promotion of Community Industrial Activities Hachinohe Institute of Technology
volume	17
page range	1-6
year	2019-03-28
URL	http://doi.org/10.32127/00003934

ウマ糞を用いた堆肥化とその促進要因

小野寺香奈*・太田歩*・佐藤広大*・根本莉緒*・本田洋之*・西村順子*

論文要約

家畜が産生する悪臭は公衆衛生上の1つの課題である。本研究では、ウマ糞堆肥化における副資材と堆肥化温度の影響について、化学組成と微生物の多様性の観点から検証した。有機酸分析の結果、堆肥化前では4種類の有機酸（乳酸、酢酸、プロピオン酸、n-酪酸）が検出されたが、堆肥化後、とくに30°Cで堆肥化を行った後では、それらの有機酸は殆ど検出されなかった。炭素/窒素比はもみ殻を用いて30°Cでの堆肥化で減少した。細菌叢をT-RFLP法で解析した結果から、堆肥化前後で大きく変化していることが判明し、とくに30°Cで堆肥化すると*Lactobacillus*属の割合が増加し、もみ殻では*Bifidobacterium*属も検出された。以上より、堆肥化の副資材にはもみ殻を用い、温度は30°Cで腐熟させるのが適切と考えられた。これらの知見は堆肥の腐熟にとって重要であり、公衆衛生の課題を解決するために有用と思われる。

キーワード：ウマ糞、悪臭、有機酸、菌叢、堆肥の腐熟

Compost Manufacturing by Use of Horse Droppings and its Effective Factors

Kana ONODERA*, Ayumi OTA*, Kodai SATO*, Rio NEMOTO*, Hiroyuki HONDA*
and Junko NISHIMURA*

ABSTRACT

Odor originating from livestock is one of the issues related to public health. In this study, we examined the chemical compositions and microbial variations of composting with horse droppings. In the result of the organic acid analysis, four kinds of organic acids (lactic acid, acetic acid, propionic acid, and n-butyric acid) were detected before composting; on the other hand, they were rarely detected, especially after composting at 30° C. The ratios of carbon and nitrogen decreased on composting with rice husks at 30° C. In the results of T-RFLP analysis, it was demonstrated that bacterial flora changed dramatically by comparison before and after composting, in particular, the ratio of *Lactobacillus* genus increased after composting at 30° C and *Bifidobacterium* genus was detected from the rice husks group. Based on these results, the appropriate condition to prepare was considered to be 30° C using rice husks. It was considered that these findings were important to mature the compost and might be useful to resolve public hygiene problems.

Keywords: horse dung, odor, organic acids, microflora, compost maturity

平成30年12月17日受付

*八戸工業大学工学部バイオ環境工学科

1. Introduction

It has been well known that carbohydrates are converted to methane and carbon dioxide by methane fermentation and these are released into the air. It is urgent for global warming to reduce them because they are mainly greenhouse gases¹⁾. On nitrogen metabolism, it is also found that ammonia generated from organic nitrogen is converted to nitric acid by the nitrification of nitrifying bacteria and ammonia is not only a kind of offensive odor but also a derivative of N₂O from nitric acid by denitrification²⁾. N₂O has a similar effect on global warming and occupies approximately 6.2% of greenhouse gases¹⁾. Control of compost is a global problem and must be addressed over the long term.

In addition, odor originating from livestock farming is a kind of serious social problem and it is necessary to develop innovative technologies for reduction. In Japan, the Offensive Odor Prevention Law has been enforced since 1971, and the Act on the Appropriate Treatment and Promotion of Utilization of Livestock Manure has been established since 1999. At present, it accounts for approximately ten percent of all of the complaints of odor³⁾. If it may be limited to complaints from livestock, offensive odor is approximately 60 percent of the complaints⁴⁾. Odor is changed according to the excrement condition, *i.e.*, fresh excrement causes strong odor due to including lower fatty acid as a main ingredient⁴⁾. In the composting process, it is well known that the high temperature phase is very important for odor production. At the same time, ammonia and sulfur compounds generate at high levels initially during the high temperature phase⁴⁾. It is found that the fatty acid level was lower when ammonia and sulfur compounds became higher⁴⁾. The ratio of carbon and nitrogen is very important for the compost and the reduction of the carbon rate is one of the determination indexes of the compost decay degree⁵⁾. Furthermore, odor generation repeats increases and decreases by cutbacks⁵⁻⁶⁾. The development of effective compost manufacturing requires odor control measures as soon as possible.

There are many reports on the compost of bovine, swine, and porcine⁷⁻¹⁴⁾. Especially, the relation with cellulase activity, cellulose degradation, and the β -glucosidase activity of microbes in the compost made from cattle manure and rice straw, was reported on the point of the global carbon cycle in recent years¹⁵⁾. On the other hand, commercial compost from horse

droppings is rare and there are almost no reports with scientific verification on the characteristics of its compost. In this study, we tried to make compost using horse droppings and verified the effect of mature relating with secondary materials, environmental conditions, and bacterial flora. We suggested creating high quality compost from the perspective of multiple viewpoints.

2. Materials and Methods

2.1 Sample

Horse droppings excreted by four houses native to Hokkaido were provided from the POLO horse riding club (Hachinohe, Aomori prefecture, Japan).

2.2 Making the compost

Horse droppings (wet weight 76%) and rice husks (dried to 0% of water contents after autoclaving (121°C, 15 min) or rice charcoal were mixed and prepared to 55% water contents. The prepared droppings were divided into two groups and made into compost for 60 days in the outdoors or in the incubator at 30° C. During the preparation of the compost the outside temperature, relative humidity, oxygen density and inside temperature of samples were measured every day and were turned over three times a week.

2.3 Measurement of viable bacterial cell numbers

Samples were collected 1 g each from the composts every seven days and suspended in 9 ml of sterilized 0.85% saline. After serial diluting to 10³ - 10⁶, 100 μ l of each dilution was smeared on a standard plate count agar (Eiken Chemical Co., Ltd., Tokyo, Japan) and cultured aerobically at 37° C for 24 hours. After incubation, the colony forming units per 1 g of the compost were measured.

2.4 Measurement of carbon/nitrogen contents and statistical treatment

The droppings before and after composting were dried at 50° C for 24 hours and crushed with mil. Materials which had been passed through a sieve were used for the measurement of the carbon and nitrogen contents. The total carbon and nitrogen in the organic compounds were measured by the Turin and Kjeldahl methods, respectively. The ratios of carbon and nitrogen (C/N) were calculated from each five measurements. Statistical analyses were conducted by the Kruskal-Wallis test and multiple comparisons by

the Steel-Dwass test. All statistical analyses were performed with EZR (Saitama Medical Center, Jichi Medical University, Saitama, Japan), which is a graphical user interface for R (The R Foundation for Statistical Computing, Vienna, Austria)¹⁶. This measurement depended on the Aomori Industry Technology Center (Noheji, Aomori pref., Japan).

2.5 Analysis of organic acids

The organic acids in the composts were analyzed by HPLC. In this analysis, nine kinds of organic acids (succinic acid, lactic acid, acetic acid, propionic acid, formic acid, iso-butyric acid, n-butyric acid, iso-valeric acid, and n-valeric acid) were monitored. The lower detection limit of the first four kinds was set at 0.05 mg/g, whereas for the later five kinds it was set at 0.1 mg/g. The detection conditions were indicated as follows. This measurement depended on the TechnoSuruga Laboratory Co., Ltd. (Shimizu, Shizuoka pref., Japan).

System: Shimadzu organic acid analysis system

Column: Shim-pack SCR-102(H) 300 mm x 8 mm,
Connected two columns in series

Eluent: 5 mmol/L p-toluenesulfonic acid

Reaction solution: 5 mmol/L p-toluenesulfonic acid,
100 μmol/L EDTA, 20 mmol/L Bis-Tris

Flow rate: 0.8 ml/min

Temperature of column oven: 45° C

Detection: Electrical conductivity detector CDD- 10A

2.6 Analysis of bacterial flora in the compost

Horse droppings before and after composting were collected, approximately 1 g aseptically, and offered to the T-RFLP for analyzing bacterial flora. This measurement also depended on the TechnoSuruga Laboratory Co., Ltd. DNA extraction, PCR condition, restriction enzyme treatment, fragment analysis, and cluster analysis are each described below.

DNA extraction: ISOL for Beads Beating kit (Nippon Gene, Japan)

PCR primer: 516F(6-FAM)-1510R (All the microbial species belonging to eubacteria 16S rDNA)

PCR condition: Nagashima *et al.*^{17, 18})

Restriction enzyme: Fast Digest *Bs*I (Thermo Fisher Scientific, USA)

Restriction enzyme treatment: 37° C, 10 min

Fragment analysis: ABI PRISM 3130 xl Genetic Analyzer System (Applied Biosystems, USA)

Cluster analysis software: Gene Maths (Applied Maths, Belgium)

Clustering method: UPGMA

Distance function: Pearson's correlation coefficient

3. Results and Discussion

3.1 Transition of environmental conditions during the manufacturing of the compost

In order to examine the effects of external environmental factors, the inside and outside temperatures of compost, relative humidity, and oxygen concentration were measured (Fig. 1-3). In the outdoors, the outside temperature passed within 4-22°C, the relative humidity was within 55-90%, and

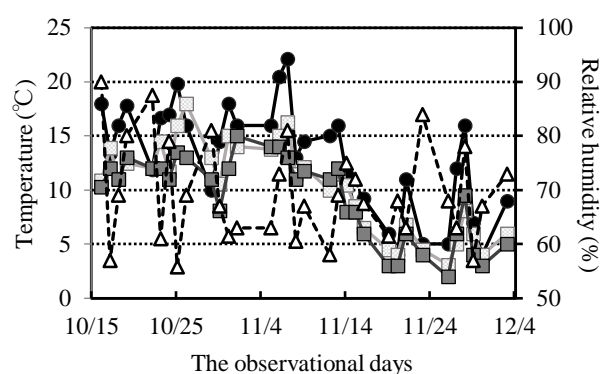


Fig. 1 The process of environmental conditions during the manufacturing of compost outdoors. Outside temperature (●) and relative humidity (Δ) were monitored during a compost preparing period (from 17th Oct 2017 to 5th Dec 2017). The inside temperatures of the compost were also checked in the different kinds of secondary materials (rice husks (□) and rice charcoal (■)).

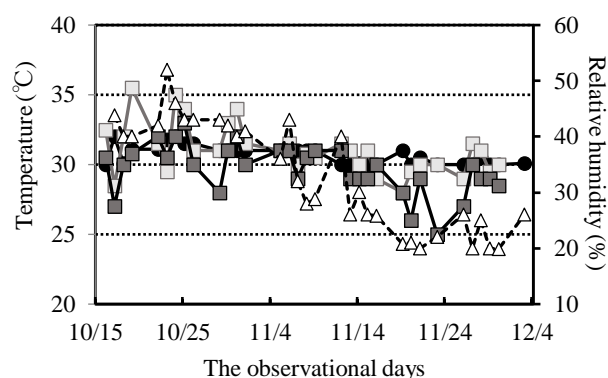


Fig. 2 The process of environmental conditions during the manufacturing of compost in an incubator at 30° C. Outside temperature (●), relative humidity (Δ), and inside temperature with the secondary materials (rice husks (□) and rice charcoal (■)) were monitored in the same period as Figure 1.

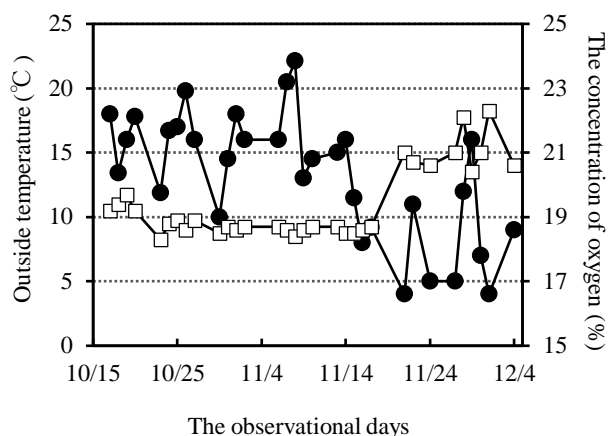


Fig. 3 The processes of outside temperature and oxygen concentration during the manufacturing of compost outdoors. The outside temperature (●) and the concentration of oxygen in the air (□) were indicated in the process during the compost manufacturing.

the oxygen concentration was within 18.3- 22.3%. On the other hand, using the incubator at 30° C, the outside temperature was almost constant and the relative humidity was lower compared to the outdoors compost. It has been well known that the high temperature phase of fermentation is very important for making compost and affects its quality³⁻⁴⁾. In this study, the high temperature phase wasn't recognized during manufacturing; therefore, microflora in the compost might not have been affected by the high

temperatures. More viable cells were found in the 30°C compost than in the outdoors compost through a given period (Table 1). The difference of in secondary materials (rice husks and rice charcoal) was also compared. Both the outdoors and incubator (30° C) groups, inside temperatures of the rice husks were higher than the rice charcoal. Viable bacterial numbers in the rice husks had a tendency to be larger than in the rice charcoal (Table 1). It was considered that the state of carbon (organic or inorganic) affected the manure.

Based on these results, it was suggested that manufacturing with rice husks at 30° C was a better condition.

3.2 Effect of the C/N ratio by composting

The carbon and nitrogen contents before and after composting were measured and the ratio of carbon and nitrogen (C/N) was calculated on these data (Table 2). The results showed a tendency to decrease at 30° C, it was remarkable on the group with rice husks. On the other hand, the C/N ratio increased in the outdoors groups and this was particularly notable in the group of rice charcoal. It has been well known that the reduction of the C/N ratio indicates the compost decay degree⁴⁾ and the C/N ratio of domestic animals are usually about 15, and 25 or less is classified as rank A according to the standard of Ministry of Agriculture, Forestry and Fishery in Japan⁴⁾. Based on these

Table 1 Viable bacterial cell numbers in the composts (CFU/ml)

Date	Control	Incubator (30 °C)		Outdoors	
		Rice husks	Rice charcoal	Rice husks	Rice charcoal
10/17	1.10 ± 0.27 ×10 ⁵	-	-	-	-
10/25		*	*	1.63 ± 0.13 ×10 ⁷	2.18 ± 0.15 ×10 ⁷
10/31		3.42 ± 0.37 ×10 ⁸	2.91 ± 0.53 ×10 ⁸	4.8 ± 0.8 ×10 ⁷	1.54 ± 0.56 ×10 ⁷
11/9		5.2 ± 1.4 ×10 ⁸	2.2 ± 0.6 ×10 ⁸	1.95 ± 0.25 ×10 ⁷	1.19 ± 0.21 ×10 ⁷
11/15		1.40 ± 0.31 ×10 ⁸	1.32 ± 0.20 ×10 ⁸	2.65 ± 0.38 ×10 ⁷	3.99 ± 0.36 ×10 ⁷
11/22		2.85 ± 0.74 ×10 ⁸	1.18 ± 0.41 ×10 ⁸	3.9 ± 6.4 ×10 ⁷	N.D.
11/29		3.3 ± 1.4 ×10 ⁷	1.08 ± 0.21 ×10 ⁸	9.3 ± 5.2 ×10 ⁶	9.4 ± 2.7 ×10 ⁶

Measured via three plates. CFU: colony forming unit, -: Not applicable, *: Not countable by a lot of colonies, N.D.: Not detected at 10⁵ diluted solution

Table 2 Influence on the C/N ratio of secondary materials and environmental condition (%)

Secondary materials	Before composting	After composting	
		30° C	Outdoors
Rice husks	26.0 ± 2.0 ^a	22.0 ± 0.6 ^b	26.5 ± 0.5 ^a
Rice charcoal	19.5 ± 1.4 ^A	18.7 ± 0.5 ^A	23.0 ± 0.8 ^B

Table 3 The ratio of bacterial genus before and after composting via T-RFLP analysis (%)

Estimated bacteria	Before composting	After composting			
		Incubator (30 °C)		Outdoors	
		Rice husk	Rice charcoal	Rice husk	Rice charcoal
<i>Bifidobacterium</i>	0.0	0.8	0.0	0.0	0.0
Lactobacillales	1.7	50.2	48.5	8.0	7.9
<i>Bacteroides</i>	34.3	39.7	33.4	58.8	54.2
<i>Prevotella</i>	0.0	0.0	0.0	0.0	0.0
<i>Clostridium</i> cluster IV	39.5	0.0	0.0	2.4	0.0
<i>Clostridium</i> subcluster XIVa	19.8	3.0	5.3	9.4	8.6
<i>Clostridium</i> cluster IV	1.3	3.6	9.2	0.8	0.9
<i>Clostridium</i> cluster IV	0.0	0.0	0.0	18.4	22.1
<i>Clostridium</i> cluster IV	1.1	0.0	0.0	0.0	0.0

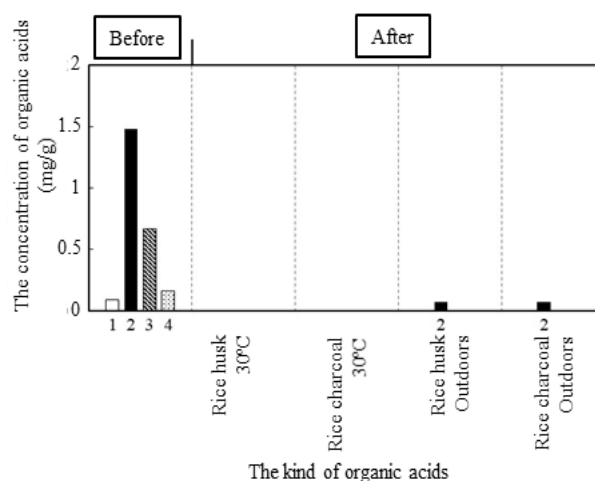
findings, the result that manufacturing with rice husks at 30° C was the best condition in this study.

3.3 Change of microflora before and after composting and the relation with organic acid

For evaluating bacterial flora, comparing before and after composting, T-RFLP analysis was performed (Table 3). The *Clostridium* cluster was classified phylogenetically according to the base sequence of 16S rDNA and included unfiled taxa and genus other than *Clostridium*¹⁹⁾. This result showed that the composition ratio of bacteria flora before composting consisted of 39.5% *Clostridium* cluster IV, 19.8% *Clostridium* subcluster XIVa, 34.3% *Bacteroides* and 1.7% Lactobacillales. On the other hand, after composting, *Clostridium* cluster IV wasn't detected expect in the rice husks outdoors group, instead, *Clostridium* cluster XI and *Bacteroides* became higher in the outdoors groups, and *Clostridium* cluster IX became higher in the 30° C groups. Especially, the ratio of Lactobacillales remarkably increased after composting at 30° C and *Bifidobacterium* was also detected in the rice charcoal. Based on this result, it was found that microflora led to change via the composting and temperature and directly affected the compost quality.

Then, organic acid compositions were analyzed (Fig. 4). As a result, four kinds (lactic acid, acetic acid, propionic acid, and n-butyric acid) of organic acids were detected before composting, but three organic acids, excluding acetic acid were not detected after composting. This indicated that odor from horse droppings decreased or disappeared by manufacturing the compost. It was found that *Clostridium* IV and

XIVa were able to produce butyric acid from lactic acid or acetic acid¹⁹⁾. It was guessed that the inability to detect n-butyric acid was caused by the decrease of these clusters after composting. In this study, the ratio of Lactobacillales after composting was increased, especially at 30° C, however, lactic acid was not detected at all after composting. It was found that lactic acid was transformed into propionic acid or butyric acid by the genus *Bacteroides* and *Clostridium*²⁰⁾. It was considered that lactic acid was used completely by other bacteria. Furthermore, small amounts of acetic acid were detected after the outdoors composting. This might be related with the increase in the genus of *Bacteroides* and *Clostridium* cluster XI.

**Fig. 4** Organic acid analysis before and after the composting.

The organic acids in the composts were qualitatively and quantitatively analyzed by HPLC. In this figure, 1, 2, 3 and 4 are indicated as lactic acid, acetic acid, propionic acid, and n-butyric acid, respectively.

In this study, methane fermentation must also be considered to manufacture compost. It has been well known that acetic acid and propionic acid are main intermediate metabolites on methane fermentation, these are reduced into methane and/or carbon dioxide by methanation archaeobacterium possessing substrate specificity²¹⁾. In regards to the remaining acetic acid in the outdoors compost, it was not only due to the influence of intestinal bacteria but also the inactivation of the methanation archaeobacteria, and as such needs to be investigated in detail.

References

- 1) IPCC 第5次評価報告書統合報告書政策決定者向け要約, www.env.go.jp/earth/ipcc/5th/pdf/ar5_syr_spmj.pdf
- 2) 前田武己, 松田従三: 家畜糞の堆肥化におけるアンモニア揮散(第1報). 農業機械学会誌, 60(6), 63-70, 1998.
- 3) 農林水産省 畜産の臭気対策について, www.maff.go.jp/j/chikusan/kankyo/taisaku/pdf/02_shigeoka.pdf
- 4) 農林水産省 畜産環境をめぐる課題, www.maff.go.jp/j/council/seisaku/tikusan/bukai/h2604/pdf/04_data4.pdf
- 5) 前田武己, 松田従三, 近江谷和彦: 家畜糞の堆肥化におけるアンモニア揮散(第2報). 農業機械学会誌, 63(1), 41-47, 2001.
- 6) 前田武己, 小藤田久義, 立石貴浩, 築城幹典: 異なる副資材を用いた乳牛糞堆肥化早期のアンモニア揮散. 農業機械学会誌, 71(5), 81-87, 2009.
- 7) 木村俊範, 清水浩: 家畜ふんの堆肥化に関する基礎的研究(第2報)ー常温通気での発酵限界と物性改良材の効果についてー. 農業機械学会誌, 43(3), 475-480, 1981.
- 8) 坂井隆宏, 脇屋裕一郎, 岩永到悦: 畜種の違いが家畜糞堆肥過程の発酵, 臭気および堆肥成分に与える影響. 西日本畜産学会報, 47, 47-53, 2004.
- 9) 尾上武, 立花文夫, 鮫ヶ井靖雄, 小山太, 手島信貴, 山口昇一郎, 浅田研一: 低タンパク質試料を給与した肥育豚のふん尿の堆肥化過程における窒素動態とアンモニアの発生状況. 日本養豚学会誌, 47(1), 8-15, 2010.
- 10) Wang K, Li X, He C, Chen CL, Bai J, Ren N, Wang JY: Transformation of dissolved organic matters in swine, cow and chicken manures during composting. *Bioresource Technology*, 168, 222-228, 2014.
- 11) Wang K, Li W, Li X, Ren N.: Spatial nitrifications of microbial processes during composting of swine, cow and chicken manure. *Scientific Reports*, 5, 14932, 2015.
- 12) Das S, Jeong ST, Das S, Kim PJ.: Composted cattle manure increases microbial activity and soil fertility more than composted swine manure in a submerged rice paddy. *Frontiers in Microbiology*, 8, 1702, 2017.
- 13) Angnes G, Nicoloso RS, da Silva ML, de Oliveira PA, Higarashi MM, Mezzari MP, Miller PR.: Correlating denitrifying catabolic genes with N₂O and N₂ emissions from swine slurry composting. *Bioresource Technology*, 140, 368-375, 2013.
- 14) Oudart D, Robin P, Paillat JM, Paul E.: Modeling nitrogen and carbon interactions in composting of animal manure in naturally aerated piles. *Waste Management*, 46, 588-598, 2015.
- 15) Zang X, Liu M, Fan Y, Xu J, Xu X, Li H.: The structural and functional contributions of β -glucosidase-producing microbial communities to cellulose degradation in composting. *Bio-technology for Biofuels*, 11, 51, 2018.
- 16) Kanda Y.: Investigation of the freely-available easy-to-use software "EZR" (Easy R) for medical statistics. *Bone Marrow Transplantation*, 48, 452-458, 2013.
- 17) Nagashima K, Hisada T, Sato M, Mochizuki J.: Application of new primer-enzyme combinations to terminal restriction fragment length polymorphism profiling of bacterial populations in human feces. *Applied and Environmental Microbiology*, 69(2), 1251-1262, 2003.
- 18) Nagashima K, Mochizuki J, Hisada T, Suzuki S, Shimomura K.: Phylogenetic analysis of 16S ribosomal RNA gene sequences from human fecal microbiota and improved utility of terminal restriction fragment length polymorphism profiling. *Bioscience and Microflora*, 25(3), 99-107, 2006.
- 19) 長島浩二, 久田貴義, 望月淳: T-RFLP法による腸内細菌叢の解析. 腸内細菌学雑誌, 28, 155-164, 2014.
- 20) 渡部侑子: 腸内糖代謝と腸内細菌. 腸内細菌学雑誌, 19(3), 169-177, 2005.
- 21) 重松亨, 湯岳琴, 木田建次: メタン発酵プロセスに關与する微生物群集. 生物工学会誌, 87(1), 570-596, 2009.