

2014

Viola kauaensis var.hosakae (Violaceae), a new variety of endemic Hawaiian violet

J. C. Havran

S. C. Harbin

T. Portner

Follow this and additional works at: <https://cufind.campbell.edu/biology>

 Part of the [Plant Biology Commons](#)

Recommended Citation

Havran, J. C.; Harbin, S. C.; and Portner, T., "Viola kauaensis var.hosakae (Violaceae), a new variety of endemic Hawaiian violet" (2014). *Biology*. 37.

<https://cufind.campbell.edu/biology/37>

This Article is brought to you for free and open access by the Arts and Sciences, College of at CU FIND. It has been accepted for inclusion in Biology by an authorized administrator of CU FIND. For more information, please contact long@campbell.edu.

Viola kauaensis var. *hosakae* (Violaceae), a new variety of endemic Hawaiian violet

J. Christopher Havran¹, Susan Ching Harbin², Talia Portner²

1 Department of Biological Sciences, 205 Day Dorm Rd, Campbell University, Buies Creek, NC 27506, USA

2 O`ahu Plant Extinction Prevention Program, 2551 Waimano Home Rd, Rm 202, Pearl City, HI 96782, USA

Corresponding author: J. Christopher Havran (havran@campbell.edu)

Academic editor: L. Penev | Received 25 October 2013 | Accepted 19 May 2014 | Published 23 June 2014

Citation: Havran JC, Ching Harbin S, Portner T (2014) *Viola kauaensis* var. *hosakae* (Violaceae), a new variety of endemic Hawaiian violet. *PhytoKeys* 39: 35–48. doi: 10.3897/phytokeys.39.6500

Abstract

The Hawaiian endemic *Viola kauaensis* A. Gray has a broad distribution in bogs of Kaua`i and a limited distribution on mesic ridges in the Ko`olau Mountains of O`ahu. Based on differences in scale, the O`ahu populations of *V. kauaensis* had previously been described as a distinct taxon. The taxonomic status of the O`ahu populations was reevaluated through a morphometric analysis of all varieties of *V. kauaensis* and the morphologically similar *V. vanroyenii*. Morphological features of historic and freshly collected specimens of all varieties of *V. kauaensis* were analyzed with a principal components analysis. Populations from O`ahu represent a distinct cluster that slightly overlaps with *V. kauaensis* var. *kauaensis*. Lamina width, apex angle, and base angles contribute to the separation of the O`ahu populations from other varieties of *V. kauaensis*. Due to differences in scale, the O`ahu populations are described as *Viola kauaensis* var. *hosakae*, a new critically endangered taxon.

Keywords

Hawaiian Islands, O`ahu, Violaceae, *Viola kauaensis* var. *hosakae*, cleistogamy

Introduction

Viola kauaensis A. Gray is one of nine species of the monophyletic Hawaiian violets (Violaceae) (Ballard and Sytsma 2000, Havran et al. 2009). The species grows from a creeping rhizome and is notable among endemic Hawaiian *Viola* in being both herbaceous and bears cleistogamous flowers (Wagner et al. 1999). Two varieties of *V. kauaensis* are recognized: *V. kauaensis* var. *kauaensis* possesses rotund to cordate

leaves and is distributed primarily in high elevation bogs and cloud forest margins in central to northwestern Kaua`i (Wagner et al. 1999); *Viola kauaensis* var. *wahiawaensis* Forbes is distributed in the Kanele (Wahiawa) Bog and nearby ridges north of the town of Hanapepe, Kaua`i (Forbes 1920, Wagner et al. 1999). *Viola k. wahiawaensis* can be differentiated from *V. k. var. kauaensis* by cuneate leaf bases (Forbes 1920, Wagner et al. 1999). While *V. k. var. kauaensis* is locally abundant, *V. k. var. wahiawaensis* is a federally listed endangered taxon.

Additional populations of *V. kauaensis* are located in the Ko`olau Range on the neighboring Hawaiian Island of O`ahu. Individuals in the O`ahu populations resemble *V. k. var. kauaensis* but possess smaller leaves, stipules, flowers, and fruits (St. John 1989). *Viola kauaensis* is rare on O`ahu and is distributed on sloping exposed or mossy ground, not in open bogs or forest margins like on Kaua`i. No evidence has been found that the populations on O`ahu produce cleistogamous flowers. Fosberg and Hosaka (1938) mention that “the specimens from O`ahu correspond very well with the dwarf form from the bogs” of Kaua`i. Due to differences in scale, the individuals in the O`ahu populations were named *Viola hosakae* St. John by St. John (1989) in a systematic treatment of all Hawaiian *Viola*. The O`ahu specimens of *V. kauaensis* were not available for study during the drafting of *Manual of the Vascular Plants of Hawai`i* (Wagner et al. 1999) and were therefore not treated in that publication. In *The Flora of the Hawaiian Islands* website, *V. hosakae* is placed in synonymy with *V. k. var. kauaensis* but W. Wagner noted: “probably this should be treated as a third taxon of *V. kauaensis*”.

St. John (1989) named one other violet that is morphologically similar to *Viola kauaensis*. *Viola vanroyenii* St. John represents a population of small herbaceous violets endemic to the summit area of Mt. Wai`ale`ale on Kaua`i. One collection was made from the summit by van Royen and Perlman in 1977 (P. van Royen 11733 [BISH]). The population is represented by one herbarium sheet at BISH containing 14 individual plants and several fragments. The species is distributed within the range of *V. k. var. kauaensis* on Kaua`i and has yet to be rediscovered (Ken Wood and Steve Perlman, personal communication).

In the current study, the taxonomic status of O`ahu populations of *V. kauaensis* was reevaluated through an analysis of vegetative and reproductive traits of all varieties of *V. kauaensis* and of *V. vanroyenii*. We asked three questions: (1) Is variation in morphological traits discontinuous between interisland populations of *Viola kauaensis*?; (2) Do the O`ahu populations of *V. kauaensis* produce cleistogamous flowers?; and (3) Should the O`ahu populations of *V. kauaensis* be treated as a distinct taxon?

Methods

Field collection

Viola kauaensis has been documented from several sites on O`ahu. The first recorded collection of the species in 1938 was recorded as “Ko`olau Range, divide between head

of Kawainui and Kaipapau Gulches” (*E.Y. Hosaka 2,504* [BISH]). The site has not been relocated since the original collection. Two additional populations are located in the Poamoho region of the Ko`olau Mountains (due to the rarity of the species, the population locations are referred here as sites A and B). Both locations were visited in May 2013 to make new collections and assess the size of populations.

Site A is located near the Poamoho Trail and contains four small subpopulations. Because the species is considered locally threatened only two whole individuals were collected. One additional flower was collected and preserved in 70% ethanol for dissection. The fragmented nature of the populations and their position on nearly vertical cliff faces (which appears typical for individuals on O`ahu) prevented a random assessment of individuals from the site. To obtain a measure of the size of individuals at Site A, the length and width of the largest lamina of several individuals was measured. A 6 m transect was run parallel to the summit of one ridge. A 2 m tape was extended down the slope of the cliff every 1 m. Individuals easily accessed within 50 cm of the tape were measured.

Site B is located along the Ko`olau Summit Trail. The population was discovered in 1986 by John Obata. Information on the population was shared with Clyde Imada of the Bishop Museum Herbarium (personal communication). The site was revisited by Clyde Imada in 1995 who did not observe any *Viola* at that time. In May 2013, Site B was revisited to survey for *Viola kauaensis*. No individuals of *V. kauaensis* were rediscovered at Site B.

Label data from the type of *V. vanroyenii* collected in 1977 (*van Royen 11733*) indicates that all specimens of *V. vanroyenii* were collected from the “summit area of Mt. Wai`ale`ale”. In November 2012, the summit of Mt. Wai`ale`ale was visited by Kyle Kagimoto (The Nature Conservancy of Hawai`i). Five samples of *V. kauaensis* were made from the summit area and are included in the current study.

Measurements

All specimens representing varieties of *V. kauaensis* and *V. vanroyenii* on deposit at BISH and DUKE herbaria were analyzed. Digital scans of O`ahu specimens of *V. kauaensis* from PTBG were examined. The type specimens of *V. k.* var. *wahiawaensis*, *V. vanroyenii*, and *V. hosakae* were analyzed at BISH. A digital scan of the type of *V. kauaensis* from US was analyzed. Five specimens of *V. kauaensis* collected by Kyle Kagimoto were deposited at CAU. Morphological variables measured include: length and width of the leaf lamina, cauline stipules, rhizome stipules, and sepals; length of petioles and capsule valves; and apex and base angles of the leaf lamina. Very few specimens of *V. kauaensis* from O`ahu possessed intact or fully developed petals. Therefore we restricted our floral measurements to sepal characters only. The largest leaf on each specimen was chosen for measurements of foliar characteristics. If a leaf was folded, damaged, or wrinkled to the extent that it could not be determined if it represented the largest leaf, the next largest leaf was chosen for measurement. All size measurements were made to the nearest 0.5 mm. Apex angle was measured as the angle of two rays running along the margins of the leaf tip with the vertex placed just above (at or within 1 mm) of the leaf tip. Base

angle was measured as the angle of two rays running along the base of the lamina with the vertex placed just below (at or within 1 mm) of the tapered base of the lamina (Ellis et al. 2009). Some specimens of *V. k. var. kauaensis* possessed cordate leaf bases. In these cases, base angle was measured as the angle of two rays running along the inner margins of the left and right portions of the reniform base with a vertex placed at the insertion point of the lamina (Ellis et al. 2009). For one folded leaf of *V. k. var. wahiawaensis*, base angle was estimated based on one half of a folded leaf.

Only one sheet of *V. vanroyenii* exists at BISH. The sheet contains 14 individual stems and several fragments. We attempted to measure as many entire samples from this sheet as possible to obtain a robust estimate of morphological variation in the taxon. Only three individuals on the sheet possessed all traits required for a principal components analysis.

Multiple individuals were measured from herbarium sheets when it appeared that vegetative and reproductive structures were attached to separate rhizomes. Digital images of herbarium specimens were used where possible. ImageJ software (Rasband 2012) was used to analyze digital images.

Analyses

A principal component analysis (PCA) was used to investigate the morphological variation between interisland populations and varieties of *V. kauaensis*. The PCA was conducted with varimax rotation on untransformed data. Many herbarium specimens contained samples with degraded, fragmented, missing, or not-otherwise obvious characteristics. Therefore, only specimens that had complete measurements for lamina length, lamina width, petiole length, apex angle, base angle, cauline stipule length, and cauline stipule width were included in the analysis. The 49 samples incorporated into the PCA are listed in Table 1. In accordance with the Kaiser rule, principal component (PC) loadings with eigenvalues above 1.0 were retained for further analysis. Analyses were conducted in R version 2.15.1 (R Core Team 2012).

Floral morphology

Only specimens of *V. k. var. kauaensis* from Kaua`i and *V. k. var. wahiawaensis* possessed open and mature flowers suitable for measuring petals. All specimens of *V. vanroyenii* and *V. kauaensis* from O`ahu possessed either cleistogamous flowers or flowers without fully developed petals. St. John (1989) included a three dimensional sketch of a chasmogamous flower and sketches of dissected floral organs in his description of the type of *V. hosakae*. Due to the degraded nature of the petals in a fragment envelope of the type of *V. hosakae* at BISH we were unable to reassess size and shape of floral organs from O`ahu. St. John's (1989) measurements of floral organs from *V. hosakae* are referenced in discussions of petal size.

Table 1. Samples incorporated into Principal components analysis.

| Taxon | Samples per sheet | Island | Collection No. | Herbarium |
|---------------------------------------|-------------------|--------|--------------------------------------|-----------|
| <i>V. k.</i> var. <i>hosakae</i> | 3 | O`ahu | <i>E.Y. Hosaka 2504</i> | BISH |
| <i>V. k.</i> var. <i>hosakae</i> | 1 | O`ahu | <i>E.Y. Hosaka 1927</i> | BISH |
| <i>V. k.</i> var. <i>hosakae</i> | 1 | O`ahu | <i>F.R. Fosberg 13973</i> | BISH |
| <i>V. k.</i> var. <i>hosakae</i> | 1 | O`ahu | <i>F.R. Fosberg 14229</i> | BISH |
| <i>V. k.</i> var. <i>hosakae</i> | 1 | O`ahu | <i>J.C. Havran 2013.4</i> | BISH |
| <i>V. k.</i> var. <i>hosakae</i> | 1 | O`ahu | <i>J.C. Havran 2013.5</i> | BISH |
| <i>V. k.</i> var. <i>hosakae</i> | 1 | O`ahu | <i>S. Perlman 14704</i> | PTBG |
| <i>V. k.</i> var. <i>kauaensis</i> | 2 | Kaua`i | <i>C.N. Forbes 1135K</i> | BISH |
| <i>V. k.</i> var. <i>kauaensis</i> | 1 | Kaua`i | <i>C.J.F. Skottsberg 939</i> | BISH |
| <i>V. k.</i> var. <i>kauaensis</i> | 1 | Kaua`i | <i>J.C.F. Rock 2124</i> | BISH |
| <i>V. k.</i> var. <i>kauaensis</i> | 1 | Kaua`i | <i>J.C.F. Rock 2130</i> | BISH |
| <i>V. k.</i> var. <i>kauaensis</i> | 1 | Kaua`i | <i>C.N. Forbes 906 K</i> | BISH |
| <i>V. k.</i> var. <i>kauaensis</i> | 1 | Kaua`i | <i>D.R. Herbst 2388</i> | BISH |
| <i>V. k.</i> var. <i>kauaensis</i> | 1 | Kaua`i | <i>P. van Royen 11708</i> | BISH |
| <i>V. k.</i> var. <i>kauaensis</i> | 1 | Kaua`i | <i>O. Degener 21747</i> | BISH |
| <i>V. k.</i> var. <i>kauaensis</i> | 3 | Kaua`i | <i>H. St. John 10753</i> | BISH |
| <i>V. k.</i> var. <i>kauaensis</i> | 1 | Kaua`i | <i>C.N. Forbes 406 K</i> | BISH |
| <i>V. k.</i> var. <i>kauaensis</i> | 1 | Kaua`i | <i>J.F.C. Rock 2131</i> | BISH |
| <i>V. k.</i> var. <i>kauaensis</i> | 1 | Kaua`i | <i>O. Degener 21477</i> | BISH |
| <i>V. k.</i> var. <i>kauaensis</i> | 2 | Kaua`i | <i>H. St. John 23038</i> | BISH |
| <i>V. k.</i> var. <i>kauaensis</i> | 2 | Kaua`i | <i>W.N. Takeuchi Alakai_130a</i> | BISH |
| <i>V. k.</i> var. <i>kauaensis</i> | 1 | Kaua`i | <i>P.K. Higashino PKH 9633</i> | BISH |
| <i>V. k.</i> var. <i>kauaensis</i> | 1 | Kaua`i | <i>T.G. Lammers 5382</i> | BISH |
| <i>V. k.</i> var. <i>kauaensis</i> | 1 | Kaua`i | <i>H.F.J. Huber 20</i> | BISH |
| <i>V. k.</i> var. <i>kauaensis</i> | 1 | Kaua`i | <i>W.L. Wagner 5049</i> | BISH |
| <i>V. k.</i> var. <i>kauaensis</i> | 1 | Kaua`i | <i>K. Kajimoto 1</i> | CAU |
| <i>V. k.</i> var. <i>kauaensis</i> | 1 | Kaua`i | <i>K. Kajimoto 2</i> | CAU |
| <i>V. k.</i> var. <i>kauaensis</i> | 1 | Kaua`i | <i>K. Kajimoto 3</i> | CAU |
| <i>V. k.</i> var. <i>kauaensis</i> | 1 | Kaua`i | <i>K. Kajimoto 4</i> | CAU |
| <i>V. k.</i> var. <i>kauaensis</i> | 1 | Kaua`i | <i>K. Kajimoto 5</i> | CAU |
| <i>V. k.</i> var. <i>kauaensis</i> | 1 | Kaua`i | <i>H. St. John 1347</i> | DUKE |
| <i>V. k.</i> var. <i>wahiawaensis</i> | 1 | Kaua`i | <i>H. St. John 10845</i> | BISH |
| <i>V. k.</i> var. <i>wahiawaensis</i> | 1 | Kaua`i | <i>H.U. Stauffer 5911</i> | BISH |
| <i>V. k.</i> var. <i>wahiawaensis</i> | 1 | Kaua`i | <i>D.R. Herbst 2415</i> | BISH |
| <i>V. k.</i> var. <i>wahiawaensis</i> | 1 | Kaua`i | <i>B.C. Stone 1650</i> | BISH |
| <i>V. k.</i> var. <i>wahiawaensis</i> | 1 | Kaua`i | <i>L.H. MacDaniels 606</i> | BISH |
| <i>V. k.</i> var. <i>wahiawaensis</i> | 2 | Kaua`i | <i>C.N. Forbes 166.K (Holotype)</i> | BISH |
| <i>V. k.</i> var. <i>wahiawaensis</i> | 1 | Kaua`i | <i>C.N. Forbes 166.K (Isotype)</i> | BISH |
| <i>V. vanroyenii</i> | 3 | Kaua`i | <i>P. van Royen 11733 (Holotype)</i> | BISH |

Although no *V. kauaensis* individuals with chasmogamous flowers were observed during the 2013 surveys on O`ahu, several unopened flowers were observed. In the field, it was not obvious if the flowers represented unopened chasmogamous flowers

or fully developed cleistogamous flowers. One flower was collected and preserved in 70% ethanol (multiple flowers were not collected to reduce detrimental impact on the small population). The flower was rehydrated in distilled water prior to dissection. Floral organs were removed and attached to an archival slide. The size and shape of floral organs were compared to Skottsberg's (1940) illustrations of cleistogamous and chasmogamous floral organs from Kaua`i individuals of *V. kauaensis*.

Results

Field measurements

Site A contained approximately 70 individuals scattered throughout four isolated patches. The violets grow from a layer of exposed moss on heavily sloped areas (Figure 1). All violets in the area had a small stature, less than 5 cm in height above the moss layer. No conspicuous chasmogamous flowers were observed. Lamina dimensions in the field ranged from 2–16 mm in length to 2–15 mm in width. The average leaf lengths and widths were 11 and 11.5 mm, respectively. Despite a thorough search, no individuals of *V. kauaensis* were observed at site B.




Figure 1. *Viola kauaensis* var. *hosakae* on O`ahu. **A** Habitat composed of mossy slope **B** Individual in fruit. (Photo credits: A J. C. H., B Joel Lau).

Analyses

Data from herbarium specimens show *Viola kauaensis* populations from O`ahu possessed consistently smaller mean values of morphological and reproductive traits when compared to populations on Kaua`i (Table 2). Minimum ranges of morphological values from Kaua`i overlap with maximum values from the O`ahu individuals.

The PCA yielded three principal components (PC) with a cumulative proportion of 0.8831 (Table 3). The first two PCs possessed eigenvalues greater than 1.0 and were retained for the construction of a biplot (Figure 2). The biplot depicts overlap between *V. k.* var. *wahiawaensis* and *V. k.* var. *kauaensis*. These two varieties are primarily separated along PC2, controlled by apex angle and base angle (Table 2). Individuals of *V. kauaensis* from O`ahu cluster together but overlap slightly with individuals of *V. kauaensis* from Kaua`i. *Viola vanroyenii* completely overlaps with individuals of *V. kauaensis* from O`ahu. The O`ahu and Kaua`i populations of *V. kauaensis* are primarily separated along PC1, controlled by lamina width (Table 3).

Table 2. Descriptive statistics for select traits quantified for varieties of *Viola kauaensis* and *Viola vanroyenii*. Mean and min-max values are provided. The table includes data from all herbarium specimens analyzed, not just those used for PCA. All measurements in mm.

| Trait | <i>V. k.</i> var. <i>kauaensis</i> (Kaua`i) | | <i>V. k.</i> var. <i>wahiawaensis</i> | | <i>V. kauaensis</i> (O`ahu) | | <i>V. vanroyenii</i> | |
|------------------------|---|---------|---------------------------------------|---------|-----------------------------|---------|----------------------|---------|
| | mean | min-max | mean | min-max | mean | min-max | mean | min-max |
| Lamina length | 30 | 11.5–58 | 36.33 | 21–52 | 17.35 | 8.5–24 | 6.94 | 5.5–9 |
| Lamina width | 36.37 | 12.5–77 | 34.08 | 14–45 | 17.27 | 8–26 | 8.36 | 6–11 |
| Petiole length | 58.94 | 9–220 | 103.17 | 15–180 | 33 | 4–80 | 8 | 5–17 |
| Cauline stipule length | 7.46 | 4–14 | 6.3 | 3–12 | 3.18 | 2–5 | 3.81 | 2.5–5 |
| Cauline stipule width | 2.75 | 1.5–5 | 2.2 | 1.5–3 | 1.55 | 1–2.5 | 1.62 | 1–2.5 |
| Sepal length | 6.65 | 5–11 | 6.86 | 6–8 | 4.05 | 2–6 | 3.8 | 3–4.5 |
| Sepal width | 2 | 1–4 | 1.91 | 1–3 | 1.31 | 0.5–2 | 1.75 | 1–3 |
| Capsule valve length | 11.1 | 4.5–17 | 15 | 15 | 7.4 | 5–9 | 6.43 | 5.5–8 |

Table 3. Summary of PCA. Loadings for each variable are presented for the first three Principal Components.

| Variable | PC1 | PC2 | PC3 |
|------------------------|------------|-------------|------------|
| Lamina length | 0.47695396 | -0.24381186 | 0.1296115 |
| Lamina width | 0.50188378 | 0.02178338 | 0.1166609 |
| Petiole length | 0.37770255 | -0.23925298 | 0.5721113 |
| Apex angle | 0.08986523 | 0.61588137 | 0.4825464 |
| Base angle | 0.11415244 | 0.67522051 | -0.1376558 |
| Cauline stipule length | 0.40548950 | -0.06814306 | -0.5148904 |
| Cauline stipule width | 0.43867994 | 0.20727565 | -0.3540727 |
| Proportion of variance | 0.5362 | 0.2204 | 0.1266 |
| Cumulative proportion | 0.5362 | 0.7565 | 0.8831 |
| Eigenvalue | 3.75322839 | 1.54260388 | 0.88597604 |

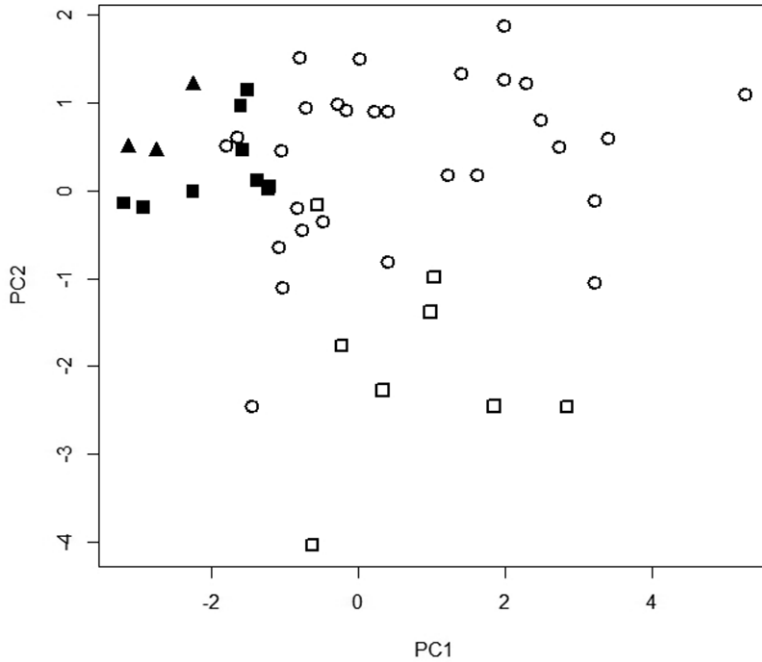


Figure 2. PCA Biplot of PC1 and PC2. Symbols: closed squares = *Viola kavaensis* var. *hosakae*; closed triangles = *Viola vanroyenii*; open circles = *Viola kavaensis* var. *kavaensis*; open squares = *Viola kavaensis* var. *wahiawaensis*.

Floral morphology

Removal of sepals from the preserved flower (*V. kavaensis* from O`ahu) indicated the presence of several withered petals and only two stamens with anthers. The stamens contained an elongated filament with anthers at their tip. The anther from one of the stamens was in direct contact with the stigmatic surface of the pistil. The style was also relatively short and curved towards the anther. All of these observations were consistent with Skottsberg's (1940) illustrations of cleistogamous floral organs in *V. kavaensis* specimens from Kaua`i.

Discussion

Herbarium and field data suggest that the herbaceous *Viola* on O`ahu occupy a much more limited range of morphological variation than *V. k.* var. *kavaensis*. Individuals in the O`ahu population, like those individuals on Kaua`i, also produce cleistogamous flowers. The individuals on O`ahu demonstrate a fixed range of variation in the size of leaves, petioles, cauline stipules, and flowers. Although not evidenced in the PCA by contribution of base angle along PC1, individuals on O`ahu do not possess the extreme reniform leaf bases often observed in *V. k.* var. *kavaensis*. This may just be a trait that

is exaggerated in larger leaves. Due to these variations, the O`ahu individuals are best treated at a distinct infraspecific rank within *V. kauaensis*: *V. kauaensis* var. *hosakae*.

Recently collected specimens on O`ahu represent a much smaller range of size than those individuals collected early in the 20th century. Leaves of recently collected materials are considerably smaller than those in the type (Figure 3) and represent those individuals more distinct from *V. k* var. *kauaensis* in the PCA biplot. *Viola kauaensis* has been collected from multiple sites on O`ahu, but is now known from just one population. The variety may have existed across the Ko`olau Mountains in a wide range of sizes, but now persists as a solitary population in the smaller extreme of leaf size. The reduction in range size may be associated with interaction with non-native species. The invasive grass *Axonopus fissifolius* (Raddi) Kuhlman has had a negative impact to summit plants on O`ahu and is found growing alongside *V. k* var. *hosakae*. The action of ungulates along the summit area would also detrimentally impact the survivorship of the variety.

The varieties of *V. kauaensis* on Kaua`i and O`ahu occupy different habitats. On Kaua`i *V. k* var. *kauaensis* is distributed in the open bog and cloud forest margins of the high-elevation Alakai Swamp. In the bog environments, the species is usually distributed in hummocks of *Metrosideros polymorpha* Gaud., mosses, and lichen, while in bog margins the species can be found growing terrestrially or epiphytically in pockets of moss on tree stems. On O`ahu, the one population of *V. k* var. *hosakae* contains at least four smaller subpopulations of 4-30 individuals scattered over an area of about 50 m². Each subpopulation is distributed on a moderate to steeply sloping surface with individuals growing directly out of unsaturated exposed soil or from a thin layer of moss (Figure 1). This microhabitat description differs greatly from the typical habitat of *V. k* var. *kauaensis* on Kaua`i (Wagner et al. 1999), especially with regard to the slope.

Havran et al. (2009) and Ballard (2000) included the O`ahu herbaceous violets in their phylogenies of the endemic Hawaiian *Viola*. In both studies of the Internal Transcribed Spacer (ITS) sequences, the O`ahu populations grouped closely with *V. k* var. *kauaensis*. Neither study incorporated material from *V. k* var. *wahiawaensis*. The O`ahu individual possessed four differences in the ITS sequence regions compared with the Kaua`i material. The variation is one of the largest seen when comparing interisland populations of conspecifics in the wet clade of Hawaiian violets. *Viola k* var. *hosakae* likely diverged from *V. k* var. *kauaensis* following an interisland dispersal event from Kaua`i to O`ahu.

While it is likely that *V. k* var. *hosakae* may have been derived through allopatric speciation, the relationship between *V. kauaensis* and *V. vanroyenii* is less clear. *Viola vanroyenii* falls within the range of morphological variation as *V. k* var. *hosakae*, but outside the range of variation of *V. k* var. *kauaensis* along PC1. Field observations by Steve Perlman (personal communication) indicate that *V. vanroyenii* is sympatric with *V. k. kauaensis* on Kaua`i. *Viola vanroyenii* may represent *V. k* var. *kauaensis* at the smaller extreme of its morphological variation, possibly as a result of harsh conditions at the summit area of Mt Waiale`ale. If more individuals are ever found, this relationship should be reevaluated.

Taxonomic treatment

***Viola kauaensis* A. Gray var. *hosakae* (H.St.John) Havran & Ching Harbin, comb. et. stat. nov.**

urn:lsid:ipni.org:names:77140439-1

Figure 1B, 3. Additional figures: St. John (1989) Bot. Jarb. Syst. 111(2) 165–204 (Figure 4).

Basionym. *Viola hosakae* H.St.John, Botanische Jahrbücher für Systematik, 111(2), 173, 1989.

Type. Hawai'i, O'ahu Island, Ko'olau Range, divide between head of Kawainui and Kaipapau Gulches, rare in bog, 860 m elev., *E.Y. Hosaka 2504*; July 3, 1938 (holotype: BISH! Sheet no: 72125).

Description. *Rhizomatous herb, rhizome* creeping rhizome stipules 1.5–3.0 mm long, 1–2 mm wide, often overlapping and scaly in appearance; vertical stems produced from rhizome, internodes on vertical stem longer than on rhizome, stipules 2.0–5.0 mm long, 1.0–2.5 mm wide. *Flowers* solitary on terminal peduncle, flower subtended by opposite pair of small linear bracts on peduncles. *Chasmogamous flower* characteristics as in St. John (1989): dorsal sepal 5 × 1.4 mm, elliptic; lateral sepal 4.5 × 1.4 mm, obovate elliptic; ventral sepal 5.6 × 1.4 mm, lance elliptic; dorsal petals 15 × 3.3 mm, with a 4 mm claw and an elliptic blade; lateral petals 14 × 2.6 mm, with a broad 4 mm claw and an elliptic blade; ventral petal 16 mm long, with a curved 6 mm channeled claw, and an elliptic blade that is 5 mm wide; dorsal stamen 3.9 mm long, filament 0.5 mm long, stout, oblique, anther 2.5 mm long, narrowly obovoid ellipsoid, sterile tip 1.3 mm long, ovate; lateral stamen 3.9 mm long, filament 0.5 mm long and broad, anther 2.3 mm long, narrowly cuneoid, sterile tip 1.3 mm long, ovate, acute; ventral stamen 3.6 mm long, filament 0.5 mm long and wide, anther 2.3 mm long oblanceoloid, sterile tip 1.5 mm long, lanceolate, nectary 1.5 mm high, 0.8 mm wide, arcuate oblong, basal; pistil 2.8 mm long; style 1 mm long; stigma discoid, divergent at 45°; chasmogamous flowers not seen (see methods). *Cleistogamous flowers* with linear sepals 5, green, 5–6 mm long, 1 mm wide, bases auriculate, apices acuminate, enclosing all other floral organs; petals 5 or fewer, up to 3 mm long, 1 mm wide, white, with withered appearance; stamens 2, 1.5 mm long, filament 1 mm long, anthers 0.5 mm long and at end of filament, anther in direct contact with stigmatic surface of pistil; pistil 2 mm long, ovary 1.5 mm long, style 0.5 mm long, curved at approximately 180° towards ovary. *Fruit* a capsule, capsule valves 7–9 mm long.

Distribution. Hawaiian Islands, O'ahu: Poamoho summit region of Ko'olau Mountains.

Specimens Examined. Hawaiian Islands: O'ahu: Laie, 19 Dec 1937, *Hosaka 1927* (BISH); Main divide, crest of Ko'olau Mts, above Kaipapau Gulch, 31 May 1937, *Fosberg 13973* (BISH); Main divide, crest of Ko'olau Mts, above Kaipapau Gulch, 24 Jul 1937, *Fosberg 14229* (BISH); About one half mile south of Poamoho trail along the Ko'olau Summit trail, 20 May 2013, *Havran 2013.4* (BISH); About

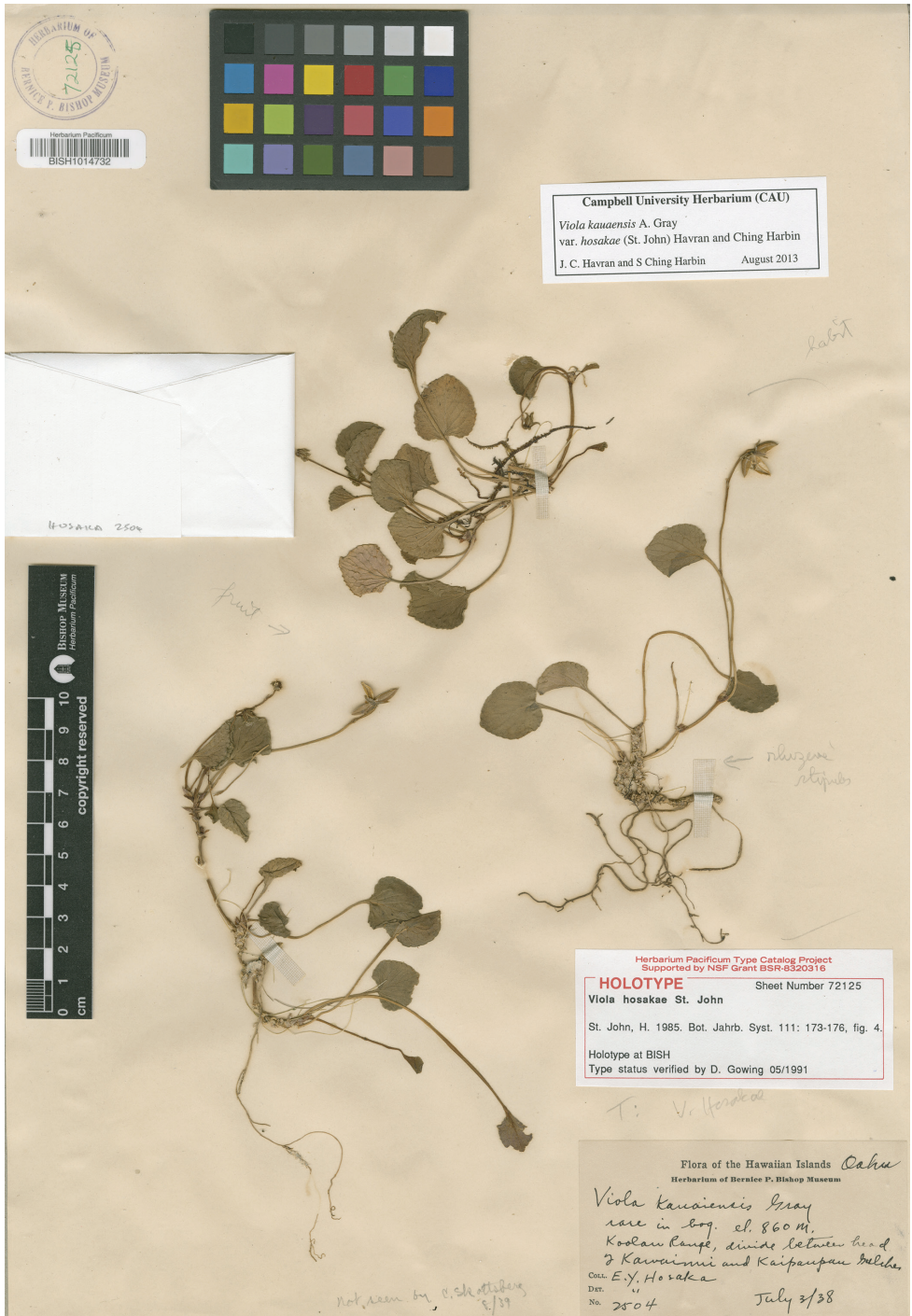


Figure 3. Type of *Viola kauaiensis* var. *hosakae*.

one half mile south of Poamoho trail along the Ko`olau Summit trail, 20 May 2013, *Havran 2013.5* (BISH); Ko`olau Mt summit, on small hill at Puu Pauau, between Poamoho and Schofield-Waikane trail, on west side of Summit trail, about 50 ft. from trail, 12 Mar 1995, *Perlman 14704* (PTBG); Ko`olau Mts. Between summit of Poamoho trail and Schofield trail, along summit crest on small hill, about 0.5 miles south of cabin, 7 Sep 1987, *Perlman 6456* (PTBG).

Conservation status. *Viola k.* var. *hosakae* appears very rare on O`ahu. Despite frequent and thorough conservation work by multiple organizations in the summit area of the Ko`olau Mountains, only one population of the variety is known to exist. The population is threatened by grazing ungulates. In addition, island tropical montane environments, like the ones harboring *V. k.* var. *hosakae*, are incredibly susceptible to global climate change (Loope and Giambelluca 1998).

Viola k. var. *hosakae* is best classified as Critically Endangered (CR) according to the IUCN Red List Criteria as it meets the following criteria: B. Area of occupancy less than 10 km², number of populations = 1, and continuing decline inferred from extent of occurrence and area of occupancy as indicated from herbarium records and personal communication; C. Number of mature individuals less than 250 and an estimated continuing decline (C2) with less than 50 mature individuals in each subpopulation (C2i).

The Plant Extinction Prevention Program (PEPP) branch on O`ahu will work to preserve this taxon on by collecting and germinating seeds when possible. Efforts are underway to enclose the population within an ungulate fence by the end of 2014. An additional population can be started with propagules from the extant population. The cleistogamous reproduction of the variety should help to facilitate seed production in the absence of pollinators at a new location.

Key to the varieties of *Viola kauaensis*

- 1 Leaf base cuneate *Viola kauaensis* var. *wahiawaensis*
- Leaf base truncate to cordate..... **2**
- 2 Leaf base truncate to deeply cordate; lamina 13 – 77 mm wide, generally widest in 7 third of lamina, sepals 5-11 mm long; stipules subulate to lanceolate, margins sparsely serrate..... *Viola kauaensis* var. *kauaensis*
- Leaf base rounded, truncate, or shallowly cordate; lamina 8-26 mm wide, generally widest in middle of lamina, sepals 2–6 mm long; stipules linear to lanceolate, margins dentate to erose *Viola kauaensis* var. *hosakae*

Acknowledgements

Joel Lau, Clyde Imada, Barbara Kennedy, Tim Flynn, and Layne Huiet provided assistance in the field and herbarium. Kyle Kagimoto collected specimens from Mt. Waiale`ale for analysis. Steve Perlman and Ken Wood provided insight into Kaua`i populations. Cliff Morden provided access to lab supplies and herbarium driers. Harvey Ballard provided

analytical advice. An early version of this work was greatly improved by constructive comments from David Lorence. This research was partially funded by a Campbell University Faculty Summer Research Grant.

References

- Ballard HE, Sytsma KJ (2000) Evolution and biogeography of the woody Hawaiian violets (*Viola*, Violaceae): Arctic origins, herbaceous ancestry and bird dispersal. *Evolution* 54(5): 1521–1532. doi: 10.1111/j.0014-3820.2000.tb00698.x
- Ellis B, Douglas CD, Hickey LJ, Mitchell JD, KR Johnson KR, Wilf P, Wing SL (2009) *Manual of Leaf Architecture*. Comstock Publishing Associates, 1–200.
- Flora of the Hawaiian Islands: Violaceae; *Viola*; *Viola hosakae*. <http://botany.si.edu/pacificislandbiodiversity/hawaiianflora/synresult.cfm?genus=Viola&epithet=hosakae&rank1=&epithet1=> [accessed 26.09.2013]
- Forbes CN (1920) New Hawaiian Plants – VII. Occasional Papers of the Bernice Pauahi Bishop Museum 7(3): 33–39.
- Fosberg FR, Hosaka EY (1939) An open bog on O`ahu. Occasional papers of the Bernice Pauahi Bishop Museum 16(1): 1–6.
- Havran JC, Sytsma KJ, Ballard HE (2009) Evolutionary relationships, interisland biogeography, and molecular evolution in the Hawaiian violets (*Viola*: Violaceae). *American Journal of Botany* 96(11): 2087–2099. doi: 10.3732/ajb.0900021
- Loope LL, Giambelluca TW (1988) Vulnerability of island tropical montane cloud forests to climate change, with special reference to East Maui, Hawai`i. *Climatic Change* 39(2–3): 503–517.
- Rasband W (2012) ImageJ. National Institutes of Health, Bethesda, Maryland. <http://imagej.nih.gov/ij/>
- R Core Team (2012) R: A language and environment for statistical computing. R Foundation for Statistical Computing, Vienna, Austria. ISBN 3-900051-07-0, <http://www.R-project.org/>
- Skottsberg C (1940) Observations on Hawaiian violets. *Meddelanden Fran Goteborgs Botaniska Tradgard* 13: 451–528.
- St. John H (1989) Hawaiian plant studies 135: Revision of the Hawaiian species of *Viola* (Violaceae). *Botanische Jahrbücher für Systematik* 111(2): 165–204.
- Wagner WL, Herbst DR, Sohmer SH (1999) *Manual of the flowering plants of Hawai`i*, revised ed. University of Hawai`i Press and Bishop Museum Press, Honolulu, 1–1919.

Additional specimens examined

Viola kauaensis var. *kauaensis*: **Kaua`i**: Alakai Swamp Trail, 27 Dec 1956, *Stone 1552* (BISH); Wai`ale`ale, 28 Jun 1925, *Brown 1247* (BISH); Kaholuamanu, no date, *Lydgate s.n.* (BISH); Waimea Drainage Basin W side, 3 Jul 1917, *Forbes 1135K* (BISH); Waimea below Kokee on Kilohaua, 27 Oct 1922, *Skottsberg 939* (BISH);

Kokee, “Waineke Swamp”, 28 Jun 1926, *Degener 3351* (BISH); Lehua Makanoe, bogs of Waimea, 3 Mar 1909, *Rock 2124* (BISH); Kaholuamanu, no date, *Rock 2121* (BISH); Lehua Makanoe, 8 Mar 1909, *Rock 2130* (BISH); Alakai Swamp Drainage Basin, W Side, 3 Jul 1917, *Forbes 906K* (BISH); Alakai Swamp, 25 Apr 1372, *Herbst 2388* (BISH); Alakai Swamp in bog areas and on route to Wai`ale`ale, 1 Sep 1977, *van Royen 11708* (BISH); Waimea District, Waimea AHU, Alakai Swamp Tr, 16 May 1981, *Higashino PKH 9679* (BISH); Waimea District, Waimea AHU, Alakai Swamp Tr, 12 May 1981, *Higashino PKH 9643* (BISH); Alakai Swamp, Aipoinui bog, 21 Sep 1985, *Takeuchi s.n.* (BISH); Alakai Swamp, north of Kilohana, near Wainiha rim, TNC survey of Hono O Napali NAR, transect 10, 18 May 1988, *Perlman 9224* (BISH); Alakai Swamp, Aipoinui bog, 19 Jan 1952, *Degener 21747* (BISH); Napali, Kona Forest Reserve NW end of Alakai Swamp, 27 Dec 1930, *St. John 10753* (BISH); Kaholuamanu Lehua Makanoe, E of Waialae, Sep 1909, *Forbes 406K* (BISH); Below Mt. Wai`ale`ale, Mar 1932, *Rogers 1* (BISH); Kaholuamanu, 3 Mar 1909, *Rock 2131* (BISH); Mts above Waimea, no date, *Mann s.n.* (BISH); Lehua Makanoe, 16 Sep 1909, *Rock 5715* (BISH); Kokee, Halemanu, Dec 1951, *Degener 21477* (BISH); Alakai Trail NE of crossing of second n fork of Kawaikoi Stream at B.M. 3638, 25 Dec 1947, *St. John 23038* (BISH, DUKE); Kilohana from the rain gage bog, 31 Jul 1983, *Takeuchi Alakai_130a* (BISH); Waimea District, Waimea AHU, Alakai Swamp Tr, 12 May 1981, *Higashino PKH 9633* (BISH); Waimea District, Waimea AHU, Alakai Swamp Along trail betw Pihea and Kilohana, 30 Aug 1983, *Lammers 5382* (BISH); Alakai Swamp, 21 Aug 1964, *Huber 20* (BISH); Kokee State Park along Alakai Swamp Trail from jct with Pihea Trail to Kilohana, 30 Aug 1983, *Wagner 5049* (BISH); Mt. Wai`ale`ale, 200 m from summit, 14 Nov 2012, *Kagimoto 1* (CAU); Mt. Wai`ale`ale, 200 m from summit, 14 Nov 2012, *Kagimoto 2* (CAU); Mt. Wai`ale`ale, 200 m from summit, 14 Nov 2012, *Kagimoto 3* (CAU); Mt. Wai`ale`ale, 200 m from summit, 14 Nov 2012, *Kagimoto 4* (CAU); Mt. Wai`ale`ale, 200 m from summit, 14 Nov 2012, *Kagimoto 5* (CAU); Kaua`i, 1838, *Wilkes s.n.* [HOLOTYPE] (US).

Viola kauaensis var. *wahiawaensis*: **Kaua`i**: Waimea Bog, 28 Dec 1956, *Wolford 397* (BISH); Wahiawa, Kahili Swamp, 29 Dec 1930, *St. John 10845* (BISH); Wahiawa, Kahili Bog, 24 Dec 1933, *St. John 13555* (BISH); Kola District Wahiawa Swamp near headwaters of Wahiawa Stream, 24 Apr 1964, *Stauffer 5911* (BISH); Wahiawa Swamp, Aug 1909, *Forbes 166.K* [Holotype] (BISH); Wahiawa Bog, 22 May 1972, *Herbst 2415* (BISH); Wahiawa Bog (Kanaele Swamp) W of Kahili Mt, 2 Jan 1957, *Stone 1650* (BISH); Bog above Wahiawa, 8 Feb 1927, *MacDaniels 606* (BISH); Wahiawa Mts, no date, *Lydgate s.n.* (BISH); In Wahiawa Bog (Kanaele Swamp), 22 Dec 1983, *Wagner 5202* (BISH); Wahiawa Swamp, Aug 1909, *Forbes 166.K* [Isotype] (BISH); Wahiawa Swamp, Aug 1909, *Forbes 166.K* [Isotype] (BISH); Koloa District, Wahiawa Swamp near headwaters of Wahiawa Stream, 24 Apr 1964, *Stauffer 5911* (DUKE).

Viola vanroyenii: **Kaua`i**: Wai`aleale summit area, Alakai Swamp, 3 Sep 1977, *van Royen 11733* [Holotype] (BISH).