

Eastern Michigan University
DigitalCommons@EMU

Post & Lintel

Preservation Eastern

1999

Preservation Eastern Newsletter, October 1999

Preservation Eastern
Eastern Michigan University

Follow this and additional works at: <http://commons.emich.edu/postlintel>


Recommended Citation

Preservation Eastern, "Preservation Eastern Newsletter, October 1999" (1999). *Post & Lintel*. Paper 21.
<http://commons.emich.edu/postlintel/21>

This Article is brought to you for free and open access by the Preservation Eastern at DigitalCommons@EMU. It has been accepted for inclusion in Post & Lintel by an authorized administrator of DigitalCommons@EMU. For more information, please contact lib-ir@emich.edu.

Preservation Eastern Newsletter

October 1999



Volume 8 Number 1 The Newsletter of the Eastern Michigan University Historic Preservation Program

From the Editor

by Jennifer Curtin

Eastern Michigan University's 1999/2000 school year began on September 1 and once again the halls are full of both old faces and newcomers alike. Preservation Eastern students met for the first time on September 13 and began discussing prospective activities for this school year. Highlights included the election of a new Director, Tonya Weaver. Congratulations Tonya!

Due to extenuating circumstances, Karen Maddick had to resign as Director of Preservation Eastern for the 1999/2000 school year. As you know this column is typically reserved for "Notes from the Director." Tonya will take over this column in the next edition of Preservation Eastern's newsletter.

Preservation Eastern students will be creating a brochure that will highlight the many historically significant buildings on campus. This brochure will commemorate Eastern's 150th anniversary. Our first meeting also included a discussion on our popular Speaker Series beginning on October 11, featuring Rochelle Balkam. Rochelle will share slides and information on the Town Hall School House located on the EMU campus. Our Speaker Series will continue throughout the school year. Please check the information boards in Strong for updates.

On behalf of the officers of Preservation Eastern, I would like to welcome all the new students who have recently joined our program. Please feel free to contact any of us with questions or concerns.

The Hiker

by Marleen Tulas

Last November, Preservation Eastern joined forces with Brett Lenart of the City of Ypsilanti Planning Department and Barry LaRue, Ypsilanti City Councilman and applied for a grant from the program called SOS! 2000 (Save our Sculpture) which provides matching funds for the conservation of public outdoor sculpture and is financed by Target Stores and The National Endowment for the Arts. Our application was made for the statue called "The Hiker," which stands in the triangle of land formed by the intersection of W. Cross Street and Washtenaw, just west of the Water Tower and the marble bust of Demetrius Ypsilanti. The statue commemo-

rates veterans of the Spanish-American War and was presented to the City of Ypsilanti in 1940 on the occasion of the 41st reunion of the 31st Michigan Volunteer Infantry of the United Spanish War Veterans. The inevitable effects of pollutants and exposure have resulted in the corrosive streaking and pitting of the bronze material. In addition but, grant unrelated, the demands of a growing university culture have placed our

"Hiker" now in the historically and aesthetically inappropriate foreground of a pizza shop.

To update everyone, out of the 53 applications received from 33 cities for the first deadline (states were grouped under differing deadlines)

\$138,400 in grants were presented to fund the preservation of ten sculptures in nine states.

Our application was not recommended for funding based on lack of artistic merit and urgency of need: The commemorative statue is one of a number of castings that were erected around the country and has a low severity of deterioration rating. We do however


have a workable plan of action

and we were encouraged to reapply, pending availability of funds. For a look at what did merit grant money from SOS! 2000, one of the recipients was the Fireman's Monument in St. Joseph, Michigan. Perhaps we can arrange a "Ted" trip to see another of the award recipients, the King Kamehameha Monument in Kapaau, Hawaii!

Other conservation approaches are under study for now. If you have interest in or ideas for "The Hiker," contact me or drop a line to our Faculty advisor, Ted Ligibel.



The Hiker
Photo courtesy of Brett Lenart,
Ypsilanti Planning Office files



Preservation Technology Field School at Historic Fayette Townsite

Sandra Clark, Director of the Michigan Historical Center, and Brian Conway, Michigan SHPO, approached Eastern Michigan University's Historic Preservation Program about the possibility of starting a field school at Fayette State Park in the Upper Peninsula. After a year of planning, the result was the first Fayette Field School, held this summer from June 18 through July 2 at the Fayette Historic Townsite on picturesque Snail Shell Harbor in the UP's lush Garden Peninsula. Eighteen students participated in the hands-on sessions, focusing on one of the uninterpreted supervisor's homes from the 1870s.



Building 3 was the focus of Fayette Field School work at Fayette State Park. Photo by Jennifer Curtin

Well-known preservation specialists who led the sessions during the two weeks included Ron Koenig (paint analysis and finishes), Andy Ladygo (plaster), Tom Pawlak (epoxies), Steve Seebohm (paints and finishes), Dick Spigelmyer (windows/wood), Ron Staley (safety and management), and Ilene Tyler (field analysis, sketching, and measuring). As a result, walls in the parlor were repaired and replastered, six window sashes were restored/reglazed, paint analysis was prepared for all painted surfaces, and the structure was field measured and sketched. Exciting discoveries included gold-leafing and the existence of a painted cartouche in an upstairs bedroom. Window restoration specialist Dick Spigelmyer was overheard saying: "It would have taken me three weeks work in my shop to accomplish what these students completed in three days." Students were primarily from our Historic Preservation Program, with four other individuals coming from around the state, one of whom was a graduate of the program in the early 1990s. The field school was coordinated by our HP program director, Ted Ligibel, and developed in conjunction with the Michigan

Historical Center, the SHPO, and several preservation technology specialists, each of whom presented at the field school. State representatives, including Sandra Clark, Brian Conway, Robb McKay, Tom Friggens (State Regional Historian), and Brenda Laakso (Fayette History Specialist), were on hand throughout the two week sessions. State DNR and Historical Center employees, under Randy Brown, park supervisor, also participated in the actual preservation activities. Frank Fiala, National Park Service Superintendent of the Keewenaw National Historical Park, led the students on a weekend site visit of the national park ending at majestic Copper Harbor. The students even concocted a camp song to the tune of *Surrey with a Fringe On Top*. Another awesome discovery was the existence of one of the original worker's cabins, all of which were thought to be gone. This structure was moved from Fayette in 1929, and stands abandoned today in a remote area south of the park. Students inspected, measured, and photographed the log cabin for use in rebuilding a cabin at Fayette next summer. Fayette is a co-managed historic site and the shared responsibility of the Michigan Department of Natural Resources and the Michigan Historical Center. Considered one of the nation's best remaining 19th century industrial towns, it receives about 75,000 visitors each year, mostly in the summer months. If you're interested in attending next year's field school at Fayette, please contact Ted Ligibel as soon as possible.




Seul Choix Point Lighthouse by Teresa Beagle

One of our optional evening side trips during the Fayette Field School this past summer was an excursion to Gulliver, Michigan to visit the Seul Choix (pronounced *Sis-Shwa*) Point Lighthouse. We were met on the park grounds by Marilyn Fisher, a Gulliver native and active leader of the Gulliver Historical Society who was instrumental in saving and restoring this wonderful 1892 structure.

Besides the still operational lighthouse tower itself, the park grounds boasts the lighthouse keepers living quarters/family home, a steam fog signal house, boiler house, boathouse, stables, docks, brick outhouse, oil houses, paint shed and a tramway. The lighthouse is 79' 9" tall, has a ten-sided cast iron lantern room and originally held a Third Order Fresnel lens. Due to the high traffic yet on the shipping lanes of Lake Michigan and the area's large fleet of commercial and pleasure fishing concerns, along with the rocky shoreline, this light continues to serve its original purpose as a navigation point.

The lighthouse keepers' home, a two-story, brick home completed in 1895 and added to in 1925, has been furnished circa 1900-30 with items from actual Seul Choix Point keepers and their families. Marilyn entertained the group with several stories of the resident "ghost" and the adventures and achievements of those who kept the light going. The Gulliver Historical Society has done a noteworthy job in preserving this site and the students were happy to support their efforts through purchases from the Society's gift shop, located in one of the original structures.

The lighthouse stands proudly on Seul Choix Point (which means "only choice"), named by French sailors who had found refuge from a fierce storm there. The name applies as well to how the Gulliver Historical Society has persistently kept watch over the whole complex. Their efforts resulted in getting the lighthouse on both State and National historic registers in 1988. The existing museums/displays are due to their diligence and determination to safeguard these historical buildings as well.



Seul Choix Point Lighthouse. Photo by Todd Branstner

After watching yet another beautiful Upper Peninsula sunset – this time from Seul Choix Point -- we returned to the Garden Peninsula full of admiration for Marilyn, her group and their continuing work to maintain the Seul Choix Point Lighthouse and its presence along the northern Lake Michigan shoreline.



Plastering with the Pros by Marleen Tulas

Those of you who have seen pictures from the Fayette Field School, particularly of Building No. 3, may have noticed some rather unseemly galvanized 30 gallon trash cans at the side of the structure. They appeared sometime in the first week we were there and were the harbingers of great things to come. The cans were filled with sand, gypsum and lime and delivered to the State Park for the plaster and ma-

sonry restoration segment of the program with Andy Ladygo. Ladygo is President of Preservation Services, Inc., an internationally known conservation firm that consults on plaster and masonry projects specializing in historic plaster and masonry, their conservation, restoration and repair. He is also recognized for his skills with properties such as Washington's Mount Vernon, Jefferson's Poplar Forest, the Octagon Museum in Washington D.C. and the Harrison Gray Otis House of 1796 in Boston, MA. He has written various articles on conservation and restoration and has a varied teaching experience which he would no doubt agree was broadened at Fayette.

Under Andy Ladygo's methodology of combining his lecture with slides and handouts, conducting a site visit to the Hotel to inspect the historic plaster with simple chemical tests to analyze the properties of the plaster from the structure, and fully demonstrating all aspects of preparation and application, we were prepared (ready or not!) to address the lath, plaster keys, cracks and a wall completely barren of plaster in our beloved formerly guano-filled Building No. 3. Each student had an opportunity, voluntarily, to mix the basic plaster in a huge trough with hoes, to "gauge" the plaster and to load the hod and start troweling (PLOP!) a scratch or brown coat followed by a finish coat in our use of the two-coat system. We each also had opportunities to work hands-on with adhesives and binders and fillers and all the tools required in consolidation and crack repair techniques. Opportunities galore were available for clean up as well though not embraced as readily. The magnitude of material, tools and equipment available to us was impressive. We were allowed full participation in the experience which should give you a hint on the level of enthusiasm we felt about this portion of the field school and about the opportunity to work with such a respected, renown artisan as Andy Ladygo in such a relaxed atmosphere.



Andy Ladygo helping students prepare plaster for application on the interior of Building 3. Photo by Teresa Beagle.



Paint Analysis and Painting Techniques by Danielle Hall

The field school at Fayette was filled with hands on experiences for historic house restoration. One such area was paint analysis and decorative painting techniques.

Ron Koenig was the paint analysis instructor, and started this segment with a brief history of painting materials, and how to take a paint sample. In our assigned groups, we each took a room in building 3 and acquired samples. A paint sample, consisting of cutting a square in the surface down to the substrate, was accurately recorded and bagged. Under a high power microscope with a 40K light source, the sample was carefully scraped to the oldest layer of material. If this was paint, it was compared to a Munsel color and recorded. Findings ranged from salmon pink and ochre paint, to wood graining and even gold leaf detail. All data was transferred to a database for easy use.



Ron Koenig at the microscope while Fayette students look on. Photo by Jennifer Curtin.

Steve Seebohm, an architectural conservator, taught the painting technique section. This hands on workshop started with how to paint a stripe, which is more complex than it sounds. From there we all took our hands at stenciling, accenting this creation with gold leaf and free hand shadowing. The last few techniques involved different ways of applying glaze layer over a base coat: graining, ragging, and stippling. Graining uses a comb to make the lines of more expensive woods; ragging can be use to either apply or remove the glaze by shifting the cloth; and stippling uses a large rectangular brush that when pounded on the surface, applies a fine glaze.

These activities opened doors for students into a unique area in historic restoration that we all believe is best experienced at a place like Fayette.

Scholarships Awarded

The first scholarships ever awarded to the Annual Michigan Preservation Conference were awarded to two Eastern Michigan University Historic Preservation students. Former graduate student, Ioana Campean, received the Dave Evans Scholarship from the Michigan Historic Preservation Network and current graduate student, James Goodman, received the International Masonry Institute Scholarship. Both Ioana and James attended the three day conference in Monroe, Michigan on April 22-24, 1999.


Mark Your Calendars!

EMU's Speaker Series will get underway on October 11 and will be held at the Town Hall School House on EMU's campus. Dates to be reserved for future speakers are as follows:

- November 22
- January 10
- February 14
- March 6
- April 10

The Speaker Series will be held in McKenny Union in either the Main Lounge or the Alumni Room unless otherwise noted. Watch for announcements on the HP board outside room 207, Strong Hall.

Wedding Bells



Historic Preservation graduate Laura Manker and Planning graduate Jeff Mauck were married on August 28, 1999. Laura and Jeff are the third couple to have met at Eastern and married. Congratulations to the newlyweds!



The Marquis at The Michigan Theater. Photo by Ted Ligibel.

Volunteer Opportunities at the Kempf House Museum

312 South Division Street,
Ann Arbor, MI 48103
(734) 994-4898

Join graduates and current students by volunteering at the Kempf House Museum. Recent job interviews in the Preservation field by Tracey Miller, Wayne Waltrip, and Carol Mull in which they highlighted their responsibilities and leadership positions at Kempf House resulted in success.

Internships have been filled in the past few years by students Tom Varitek, Wayne Waltrip, Christine Thom, Marnie Paulus, and Carol Mull. We are interested in attracting an intern for the winter to administer the Noon Lecture Series from 11:00 am to 1:30 pm for ten Wednesdays, starting March 8, 2000. Call Wayne Waltrip for information at 313-359-0536.

Other opportunities for 1999/2000:

- Learn to be a tour guide. Must be available Sunday's 1:00 - 4:00 pm.
- Restoration Work - Our current project is restoring the dining room to the 1890s.
- Become a Board member or Volunteer Coordinator


Have fun with your fellow graduate students, learn new skills, expand your resume, and give back to the community. To quote Louisa Pieper, "this is hands-on preservation at its best."

Call Marnie Paulus with your questions at 665-0547.

Kempf House: A Prime Example of Greek Revival in Ann Arbor

The Kempf House, circa, 1853, is an excellent example of Greek Revival Architecture with its simple, shoebox-shape, and low-pitched roof. Classic Greek Revival detailing is evidenced in four squat-proportioned columns, triangular pediment above the porch, rectangular door and window. The "pressed flower" Anthemion-patterned grilles were stock items at the time the house was built and can be found on several houses around Washtenaw County.

Attention Students! New Books in at the Library



Clayton, Lawrence and Salvant, J.U. *Historic Ranches of Texas*. Austin, Texas: University of Texas Press, 1993.

Favretti, Rudy J. *Landscapes and Gardens for Historic Buildings: A Handbook for Reproducing and Creating Authentic Landscapes Settings*. Walnut Creek, CA: Alta Mira Press, 1997.

Longstreth, Richard W. *History on the Line: Testimony in the Cause of Preservation*. Ithaca, NY: Historic Urban Plans and the National Council for Preservation Education, 1998.

Weiss, Ellen. *City in the Woods: The Life and Design of an American Camp Meeting on Martha's Vineyard*. Boston, MA: Northeastern University Press, 1998.

Wells, Edward R. *Historical Dictionary of North American Environmentalism*. Scarecrow, 1997.

Also in the Library:

Derry, TK and Williams, Trevor. *A Short History of Technology*. New York, NY: Oxford University Press, 1979.

Duchscherer, Paul and Douglas Keister. *Bungalow: America's Arts and Crafts Home*. New York, NY: Penquin Studio 1995.

Jordan, Terry G. *German Seed in Texas Soil: Immigrant Farmers in 19th Century Texas*. Austin, TX: University of Texas Press, 1996.

Rypkema, Donovan. *Economics of Historic Preservation: A Community Leader's Guide*. Washington DC: National Trust for Historic Preservation, 1994.

Michigan Preservation Conference by James A. Goodman

The 19th Annual Michigan Preservation Conference was held on April 22 - 24 in Monroe, Michigan at the beautiful St. Mary's Conference Center situated near downtown. This three day conference was structured around two days of lectures in addition to a one day long Construction Trades Symposium sponsored by Fernco Inc., Davison.

The conference theme, "Doing it Right: Getting the results you want through good preservation" was effectively carried out with a wide variety of speakers and topics. Although the two day lecture sessions were highly informative and revealing, the Trades Symposium was unarguably the highlight of the conference. It successfully brought contractors, craftspeople, architects and design managers together in an effort to better understand each others work. The information and demonstrations were also helpful for those working on their own historic properties. Ornamental plaster replacement and repair and brick masonry cleaning, stripping and tuck-pointing were the essential components that made this conference undeniably unique and refreshing. This conference is a must for next year!

A Visit to Cranbrook

by Teresa Beagle

Last April 10, a dozen members of Preservation Eastern spent the day touring the campus of the Cranbrook Academy of Art in Bloomfield Hills. John Dye, a Cranbrook alumnus and fervent supporter of the Academy, led our personalized tour. John proved to be a well of information, not only regarding Cranbrook's history (including both architecture and personnel) but also from the perspective of a student. When he attended Cranbrook in the 1940's, it was a males only school. John even gave us "hand-outs" with a map of the campus (315 acres), the floor plan of the Saarinen Residence, and a copy of a newspaper article plus copies of various photos.

He also gave us a quick peek into Christ Church Cranbrook (they were setting up for a wedding) and walked us through some of the Kingswood campus (which was begun as the female corollary to Cranbrook). We actually went through many of the buildings on Cranbrook's campus, including a private tour John arranged for us at the Eliel and Loja Saarinen home (built 1928-31) which has recently been restored. Saarinen was hired by George Booth to develop and build an educational complex for his artist community in 1924. Cranbrook Academy of Art opened in 1932 and Saarinen lived there, working as

President, architect and as an instructor until 1946. The buildings are a bastion of Arts and Crafts workmanship and ideals.

Cranbrook's grounds are extensive and incorporate ponds, gardens, woods, walking trails and many, many sculptures. Carl Milles provided some of the bronzes. The juncture of paths and views with the placement of specific buildings was all deliberately laid out by Saarinen. It was a special treat to see Saarinen's work so successfully executed and in person. We ate lunch in the student cafeteria and meandered through the gardens and outdoor theater of the Booth home (built by Albert Kahn in 1908) which is also a part of the Cranbrook community.

At the end of our beautiful spring day, warm thanks were extended to John for his enthusiastic efforts in hosting P.E.'s visit to Cranbrook. He voiced a willingness to accompany our group in the future if we would like to visit the Cranbrook Institute of Science and/or Art Museum, (which we just didn't have enough time for on this trip). I can personally recommend John's docent skills, as well as a trip to Cranbrook in general, to anyone who might have the opportunity and/or interest to check it out.



Students visit Cranbrook in April. Photo by John Dye.

EMU Speakers Series presents: ROCHELLE BALKAM


Join Rochelle Balkam, Chair of the Town Hall Schoolhouse on EMU's campus, and fellow preservation students and alumni for an evening lecture on the history of the Town Hall Schoolhouse. Built in 1895 and moved from Geddes Road to Eastern's campus in 1987, this one-room schoolhouse has had its share of close calls and near misses.

Monday October 11, 1999 from 6:00 to 7:00 p.m.
Town Hall School House
West Circle Drive on EMU's campus

NEW STUDENTS THIS YEAR

Joining the ranks of Historic Preservation students this year are the following new students: Francesca Cassara, Cynthia Corbit, Julie Courtney, Loa Cowan, Stanley Cowton, Anthony DeMarco, Ann Verhey-Henke, Debra Kolk, Rob Linn, Trent Margrif, Ruth Mills, Tim Mitchell, Denise Pike, Sarah Pinton, Chezarae Rose, Brad Schwartz, Marie Sherry, Donna Shirella, Mike Stock, Tonya Weaver and Amanda Wetteregren.

We heartily welcome them to the program and look forward to seeing them in the hallowed halls of Strong and Rackham!



Membership Counts!

Why join Preservation Eastern? Well, it's the best way to keep up on historic preservation activities within the department and throughout the area. Dues are only \$10 annually, and your membership and involvement will insure future growth and success in the organization.

NAME _____

DATE _____

ADDRESS _____

PHONE _____

E-MAIL _____

PROGRAM OF STUDY _____

Mail this application and your \$10 check to Preservation Eastern, EMU Dept. of Geography and Geology, Historic Preservation Program, Strong Hall, Ypsilanti, MI 48197.

Volunteer Opportunities at Cobblestone Farm Museum

2781 Packard Road
Ann Arbor, MI 48108
(734) 827-2767

<http://www.ci.ann-arbor.mi.us>

Join the Cobblestone Farm family in opening a window into the past by participating in special programs such as:

- Guided Tours
- Living History Days
- Country Christmas
- Pioneer Day Camps
- Educational Workshops

You are invited to become a most valued resource-a volunteer! Dedicated and hard working individuals serve as interpretive guides, while others assist with continual research, restoration, gardening and costuming responsibilities.

To become a volunteer or for more information about research and internship opportunities, contact EMU Historic Preservation graduate,

Ed Rice, Interpretive Assistant
Cobblestone Farm Museum
(734)994-2928

Cobblestone Farm: A Window into the Past

Cobblestone Farm, completed in 1845, was originally a two-family home. Two Ticknor families shared occupancy of this Classic Revival structure. Being restored and interpreted to reflect its mid-nineteenth century appearance, the site integrates authentic artifacts, lives and stories which provide a compelling view into rural Washtenaw County life.



Cobblestone Farm Museum. Photo courtesy of Cobblestone Farm files.

Preservation Eastern
EMU Dept. of Geography and Geology
Historic Preservation Program
203 Strong Hall
Ypsilanti, MI 48197

Upcoming Conferences

1999 National Preservation Conference
Saving America's Treasures
Celebrating the 50th Anniversary of the
National Trust

October 19-24, 1999
Washington, DC
For more information, call (800) 944-NTHP (6847)



National Council for Preservation Education
Celebrating the 20th Anniversary of the National
Council for Preservation Education

October 29-31, 1999
Bucks Community College
Newtown, PA

Join Preservation
Eastern's
Annual Holiday Party



Saturday, December 11, 1999

Location to be announced

**Call for details, Ted at 734-487-0232 or
Amy Carpenter at 734-697-4431**

Preservation Eastern

Ted Ligibel, Faculty Advisor
Tonya Weaver, Director
Marleen Tulas, Assistant Director
Teresa Beagle, Business Manager
Amy Carpenter, Public Relations Officer
Jennifer Curtin, Newsletter Editor