

## On the Staphylinidae of the Greek island Corfu (Insecta: Coleoptera)

With 27 figures, 1 map and 1 table

VOLKER ASSING<sup>1</sup>, MICHAEL SCHÜLKE<sup>2</sup>, VOLKER BRACHAT<sup>3</sup> and HEINRICH MEYBOHM<sup>4</sup>

<sup>1</sup> Gabelsbergerstraße 2, 30163 Hannover, Germany. – vassing.hann@t-online.de

<sup>2</sup> Museum für Naturkunde Berlin, Invalidenstraße 43, 10115 Berlin, Germany. – mschuelke.berlin@t-online.de

<sup>3</sup> Beethovenweg 19a, 82538 Geretsried, Germany. – vc.brach@t-online.de

<sup>4</sup> Wassenkamp 2a, 22927 Großhansdorf, Germany. – hmeybohm@t-online.de

Published on 2018–08–01

DOI: 10.21248/contrib.entomol.68.1.031-067

### Abstract

A study of nearly 10,000 specimens of Staphylinidae collected in the Ionian island Corfu, Greece, in late spring 2017 yielded more than 233 species. Additional, previously unpublished records of 66 named species are reported from the island. Two species are described and illustrated: *Borboropora corcyrana* ASSING spec. nov. of the Aleocharinae and *Ocypus corcyranus* ASSING spec. nov. of the Staphylininae. As many as 118 named species are reported from Corfu for the first time, 21 of these species represent first records from Greece. One name is revalidated and six names are synonymized: *Euplectus jonicus* MEGGIOLARO, 1966 (revalidated) = *E. jonicus corcyreus* MEGGIOLARO, 1966, syn. nov.; *Mycetoporus punctipennis* SCRIBA, 1868 = *M. insulanus* LUZE, 1901, syn. nov.; *Anotylus tetracarinated* (BLOCK, 1799) = *A. corcyranus* (COIFFAIT, 1968), syn. nov.; *Bledius corniger* ROSENHAUER, 1856 = *B. bubalus* GISTEL, 1857, syn. nov.; *Paederus littoralis* GRAVENHORST, 1802 = *P. pelikani* REITTER, 1884, syn. nov.; *Leptacinus batychrus* (GYLLENHAL, 1827) = *Phacophallus corcyranus* BORDONI, 2017, syn. nov. Including reliable previous literature records and the new records reported in the present paper, 446 named species (plus additional unnamed species) are currently known from Corfu. Thus, the known fauna of this island is significantly more diverse than those of other East Mediterranean islands, including the much larger Cyprus. A checklist of the Staphylinidae fauna of Corfu is provided. Although at present 18 species and subspecies have been recorded exclusively from Corfu, most of them are unlikely to represent island endemics; three of these species are of doubtful taxonomic status.

### Nomenclatural acts

*Borboropora corcyrana* spec. nov. – urn:lsid:zoobank.org:act:8D35093D-8EBF-4E9C-9876-AB758F4FC973

*Ocypus corcyranus* spec. nov. – urn:lsid:zoobank.org:act:812099FA-F72A-41E5-B96B-258F8F48639A

### Key words

Coleoptera, Staphylinidae, Palaearctic region, East Mediterranean, Greece, Corfu, Ionian Islands, taxonomy, new species, new synonymies, diversity, zoogeography, endemism, island biogeography, new records, checklist.

## Zusammenfassung

Im Rahmen einer Exkursion auf der jonischen Insel Korfu (Griechenland) im späten Frühjahr 2017 wurden insgesamt nahezu 10.000 Staphyliniden aufgefunden. Das Material gehört zu mehr als 233 Arten. Weitere bisher unveröffentlichte Nachweise von 66 identifizierten Arten werden für die Insel gemeldet. Zwei Arten werden beschrieben und abgebildet: *Borboropora corcyrana* ASSING spec. nov. (Aleocharinae) und *Ocyopus corcyranus* ASSING spec. nov. (Staphylininae). Insgesamt 118 benannte Arten werden erstmals für Korfu nachgewiesen; bei 21 dieser Arten handelt es sich gleichzeitig um Erstnachweise für Griechenland. Ein Name wird revalidiert und sechs Namen werden synonymisiert: *Euplectus jonicus* MEGGIOLARO, 1966 (revalidiert) = *E. jonicus corcyreus* MEGGIOLARO, 1966, syn. nov.; *Mycetoporus punctipennis* SCRIBA, 1868 = *M. insulanus* LUZE, 1901, syn. nov.; *Anotylus tetracarlinatus* (BLOCK, 1799) = *A. corcyranus* (COIFFAIT, 1968), syn. nov.; *Bledius corniger* ROSENHAUER, 1856 = *B. bubalus* GISTEL, 1857, syn. nov.; *Paederus littoralis* GRAVENHORST, 1802 = *P. pelikani* REITTER, 1884, syn. nov.; *Leptacinus batychrus* (GYLLENHAL, 1827) = *Phacophallus corcyranus* BORDONI, 2017, syn. nov. Einschließlich als verlässlich eingestufte Literaturnachweise sind derzeit 446 benannte Arten (und mehr als zehn nicht benannte oder nicht identifizierte Arten) von Korfu bekannt. Damit ist die Fauna dieser Insel erheblich artenreicher als die aller anderen Inseln des östlichen Mittelmeerraums, einschließlich der deutlich größeren Insel Zypern. Ein Katalog der Staphyliniden von Korfu wird erstellt. Die meisten der derzeit 18 ausschließlich von Korfu nachgewiesenen Arten und Unterarten sind vermutlich nicht auf der Insel endemisch.

## Introduction

The northernmost and the second largest of the Greek Ionian Islands, Corfu covers an area of nearly 600 km<sup>2</sup> and, in the northeast, is separated from the Albanian coast by a distance of only approximately 3 km. The only major mountain range extends across the northern part of the island, with the highest summit, Pantokrator, reaching little above 900 m. Most of the island is characterized by hills and flatlands. Remarkably, there is still an extensive, more or less uncultivated plain (altitude approximately 50–100 m) with a mix of wetland, lakes, forests, and bushland to the south of the Pantokrator range, the famous Kilada Ropa (often referred to as Val di Ropa). According to TRIANTIS & MYLONAS (2009), Corfu was partly submersed (especially the southern portion) and connected to the mainland until the Pleistocene, and has only had its full size and been separated from the mainland since then.

In contrast to the Staphylinidae faunas of the Aegean Islands (ASSING 2013b, 2015a, b, 2016a, b, 2017b, c), those of the Ionian Islands – particularly Corfu, Levkas, and Kefalonia – have been subject to a remarkably long and relatively intense tradition of scientific study. The first species were recorded and described from Corfu in the first half and the middle of the 19<sup>th</sup> century (e.g., MANNERHEIM 1830, KRAATZ 1857). The first more comprehensive studies were published from the end of the 19<sup>th</sup> to the beginning of the 20<sup>th</sup> century (e.g., BRENSKE & REITTER 1884, HOLDHAUS 1908, OERTZEN 1887, REITTER 1884, and particularly SAHLBERG 1903, 1913). From 1931 to 1970, this tradition was continued by SCHEERPELTZ (1931, 1958) and COIFFAIT (1959, 1970). Since then, there have been no faunistic investigations, but numerous records were reported in the context of taxonomic revisions with a broader geographic, mostly West Palearctic scope (see checklist and references section in this paper). Thus, prior to the present study, as many as approximately 350 species of Staphylinidae had been reported

from Corfu. However, several of these records are now difficult to interpret for various reasons, the most important of them being that, until approximately the middle of the 20<sup>th</sup> century, identification exclusively relied on external characters. In the meantime, numerous additional species have been described and many species are reliably identified only based on the primary sexual characters. Moreover, modern taxonomic revisions including studies of type material have resulted in changes of the interpretation of species, many nomenclatural changes, new zoogeographic concepts, and the splitting up of what had been treated as one species into two or more distinct taxa, again primarily based on the sexual characters. Therefore, in order to accurately interpret numerous previous records, the corresponding reference material would have to be revised. Nevertheless, the number of species reliably recorded from Corfu prior to the present study is greater than that reported from any of the other East Mediterranean islands, even greater than that of the much larger Cyprus (ASSING 2017b). This diversity is not only explained by the long tradition of entomological research in Corfu, but also by the presence of a variety of natural and semi-natural habitats in the island.

Despite the geological history of Corfu, primarily its only recent separation from the close mainland, and the absence of high mountains, the island hosts a remarkable number of species that have been never been recorded elsewhere. In the latest edition of the Palearctic Catalogue, SCHÜLKE & SMETANA (2015) list as many as 18 such species and one subspecies. In the meantime, one of these species has been synonymized (ASSING 2016c) and one additional species, *Phacophallus corcyranus*, was recently described by BORDONI (2017). Four of the species previously known only from Corfu belong to Pselaphinae, one to Tachyporinae, one to Aleocharinae, four to Oxytelinae, six to Leptotyphlinae, one to Paederinae, one to Staphylininae, and one subspecies to

Scydmaeninae. Except for the endogean Leptotyphlinae species, one hypogean species of Paederinae, and possibly also the wingless species of Aleocharinae, Pselaphinae, and Scydmaeninae, they are unlikely to be endemic to the island. At least some of Oxytelinae and Staphylininae would appear to be candidates for synonymy.

The present study is based primarily on the results of a field trip to Corfu in spring 2017, conducted by the first two authors. It aims at further exploring the Staphylinidae fauna of Greek islands and providing a basis for a comparison with the faunas of the Aegean and other East Mediterranean islands. However, it should be taken into account that unlike the previous studies in the said islands, which were carried out in winter or in early and mid-spring, the field trip to Corfu was conducted in late spring. Moreover, both the season and the environment proved to be optimal for the use of a car-net, a method known to yield substantial numbers of both individuals and species of Staphylinidae.

## Material and methods

The material treated in this study is deposited in the following public and private collections:

FMNH	Field Museum of Natural History, Chicago
HNHM	Hungarian Natural History Museum, Budapest
IRSNB	Institut Royal des Sciences Naturelles de Belgique, Bruxelles
MNB	Museum für Naturkunde Berlin (J. Frisch)
MHNG	Museum d'Histoire Naturelle de Genève (I. Löbl, G. Cuccodoro)
MHNL	Muséum d'Histoire Naturelle, Lyon (H. Labrique)
MHNP	Muséum National d'Histoire Naturelle, Paris (N. Berti)
NHMB	Naturhistorisches Museum Basel (coll. Frey; c/o M. Baehr, Munich)
NHMW	Naturhistorisches Museum Wien (H. Schillhammer)
NMP	National Museum of Natural History, Praha
SMNS	Staatliches Museum für Naturkunde, Stuttgart (including coll. Puthz)
SMTD	Staatliche Naturwissenschaftliche Sammlungen Dresden (O. Jäger)
UMJG	Universalmuseum Joanneum, Graz
ZML	Museum of Zoology, Lund University
cAss	private collection Volker Assing, Hannover
cBra	private collection Volker Brachat, Geretsried
cFel	private collection Benedikt Feldmann, Münster
cMan	private collection Marion Mantič Hlučin-Bobrovniky
cMey	private collection Heinrich Meybohm, Großhansdorf
cSch	collection of Michael Schülke (MNB)
cWun	private collection Paul Wunderle, Mönchengladbach

The Pselaphinae and Scydmaeninae collected by the first author are deposited in cBra and cMey, respectively, those collected by Michael Schülke in cSch. Reference material of the remaining material is deposited in MNB, SMNS, cAss, cFel, and cSch.

With few exceptions and not counting the enormous numbers of *Quedius hellenicus* seen on the summit of Pantokrator, the material from the field trip in spring 2017 was collected by sifting and by using the car-net.

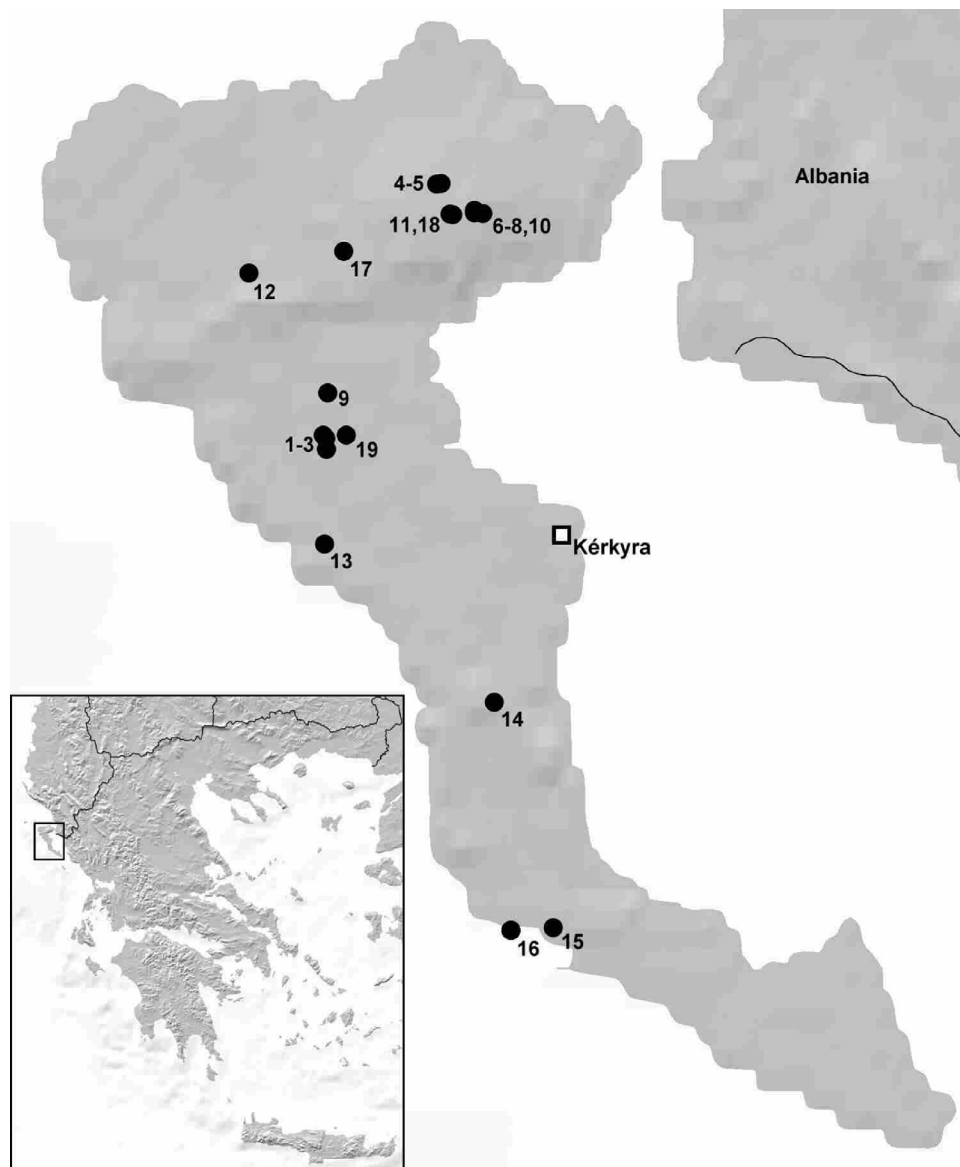
The morphological studies were conducted using a Stemi SV 11 microscope (Zeiss), a Discovery V12 microscope (Zeiss), and a Jenalab compound microscope (Carl Zeiss Jena). The images were created using a digital camera (Nikon Coolpix 995) and AxioCam ERc 5s. The images of *Ocypus corcyranus* were provided by Harald Schillhammer (NHMW). The maps were created using MapCreator 2.0 (primap) software.

Body length was measured from the anterior margin of the mandibles (in resting position) to the abdominal apex (Aleocharinae) or to the posterior margin of tergite VIII (*Ocypus*), the length of the forebody from the anterior margin of the mandibles (in resting position) to the posterior margin of the elytra, head length along the middle from the anterior margin of the clypeus (without ante-clypeus) (Aleocharinae) or from the anterior margin of the frons (*Ocypus*) to the posterior constriction of the head, elytral length at the suture from the apex of the scutellum to the posterior margin of the elytra, and the length of (the median lobe of) the aedeagus from the apex of the ventral process to the base of the aedeagal capsule. The “parameral” side (i.e., the side where the sperm duct enters) is referred to as the ventral, the opposite side as the dorsal aspect.

## Results

During the 2017 field trip to Corfu, as many as 9613 adult specimens of Staphylinidae were collected, not counting the amazing numbers of *Quedius hellenicus* observed and partly collected on the summit of Pandokratoras (see ASSING 2017d). Approximately two-thirds (6557 specimens) of the total catch were collected during five sampling trips (samples 9, 9a, 9b, 17, 17a) with a car-net, each of them conducted in the evening for about one hour (approximately 8–9 pm). The remainder was primarily collected by sifting leaf litter, soil, grass, roots, and moss, mostly in various kinds of forests.

The material is composed of more than 233 species. The unidentified material of the subgenera *Microdota* MULSANT & REY, 1873 and *Mocyta* MULSANT & REY, 1874 of the genus *Atheta* THOMSON, 1858 (see checklist) is composed of more than two species. Some of the remaining species remain unidentified, too, as they are represented exclusively by females (*Tychus* spec., *Cypha* spec., *Lathrobium* spec., *Gabrius* spec.), because they belong to unrevised genera currently in a state of taxonomic confusion (*Homoeusa* spec., *Myllaena* spec.,



Map 1: Geographic position of Corfu (lower left) and sample plots in Corfu. The numbers and letters correspond to those given in Tab. 1.

*Ocalea* spec.), or because they most likely represent undescribed species (*Afropselaphus* spec. nov., *Amischa* spec., *Eutheia* spec. nov.).

Two species, one of the Aleocharinae and one of the Staphylininae, are described. *Borboropora corcyranus* (Aleocharinae) was collected with a car-net and is likely to be distributed also in the close mainland. Species of *Borboropora* KRAATZ, 1862 are recorded very rarely and accidentally; their habitats are essentially unknown. The discovery of a new species of *Ocypus* LEACH, 1819 came as a formidable surprise, not only because of its body size (which would make it seem unlikely that it was previously overlooked), but also because *Ocypus* species are generally collected also by unspecialized amateur coleopterists and because there has been a long tradition of studying the male genitalia.

The material collected in 2017 included as many as 91 named and several unnamed species previously not

recorded from Corfu. Unsurprisingly, the majority (52 species) of the newly recorded named taxa belong to the Aleocharinae. Previously unpublished records of 66 named species, partly provided by Benedikt Feldmann, Volker Puthz, and Paul Wunderle included 27 additional first records from the island.

Including the records of 2017, the additional records provided in this paper, and previous literature records (only reliable records considered; see checklist), the Staphylinidae fauna of Corfu is now composed of 446 named species (plus more than 10 unnamed species) belonging to 17 subfamilies, ranking (by species number; only named species considered) as follows: Aleocharinae (123 species); Staphylininae (68); Oxytelinae (50); Paederinae (44); Pselaphinae (42); Steninae (35); Tachyporinae (32); Scydmaeninae (23); Omaliinae (9); Leptotyphlinae (7); Proteininae (3); Scaphidiinae (3); Micropeplinae (2); Habrocerinae (2);

Dasycerinae (1); Phloeocarinae (1); Euaesthetinae (1). Thus, the known Staphylinidae diversity of Corfu is significantly greater than that of any other East Mediterranean island, greater even than that of the much larger Cyprus, whose currently known staphylinid fauna is composed of 325 species (ASSING 2017b), and more than twice as great as that of the Aegean island Lesbos, whose known staphylinid fauna is more diverse than that of other Aegean islands and currently includes 201 species (ASSING 2016b). The enormous diversity of Staphylinidae in Corfu is explained not only by the vicinity to the Albanian and Greek mainland and the habitat diversity of the island, but also by the long tradition of collecting activity and particularly by the use of various sampling methods.

Unsurprisingly, the number of island endemics is low despite the fact that as many as 16 species and one subspecies have been recorded only from Corfu. They belong to the Pselaphinae (3 species), Aleocharinae (2 species, one of them newly described; 1 genus), Oxytelinae (2), Scydmaeninae (1 species, 1 subspecies), Leptotyphlinae (6), Paederinae (1), Staphylininae (1, newly described). Aside perhaps from the six endogean species of Leptotyphlinae and the hypogean species of Paederinae (*Domene behnei*), however, they are rather unlikely to represent island endemics. The two species of Oxytelinae (*Carpelimus* spp.) and one of the Aleocharinae (*Oligocharina corcyrica*) are of doubtful taxonomic status.

Disregarding the two newly described species, 21 species are reported from Greece for the first time. Most of them belong to the Aleocharinae (15 species), three to the Oxytelinae, and three to the Paederinae.

Six names previously recorded exclusively from Corfu or the Ionian islands are synonymized. One species is revalidated.

### Preliminary checklist of the Staphylinidae of Corfu

The below checklist summarizes the results of the field trip conducted in Corfu in May and June, 2017. In the localities column, the number of specimens (all leg. Assing & Schülke) is given in parentheses behind the locality number. Previous literature records are mostly scattered in articles without specific focus on the fauna of Corfu and consequently bound to be incomplete. Literature records that are at least likely to be based on misidentification, old records of species that are reliably identified only based on an examination of the primary sexual characters, or records that are doubtful for other reasons are discarded and omitted. For Steninae such omissions are based on PUTHZ (pers. comm.). Secondary catalogue records or general records provided in keys are included only when primary records were not found.

**Localities:** 1: WNW Kerkira, Kilada Ropa, 39°39'28"N, 19°47'21"E, 60 m, oak forest with undergrowth, litter and roots sifted, 30.V.2017; 2: P WNW Kerkira, Kilada Ropa, 39°39'07"N, 19°47'28"E, 90 m, oak forest with undergrowth, litter and roots sifted, 30.V.2017; 3: WNW Kerkira, Kilada Ropa, 39°39'23"N, 19°47'26"E, 70 m, oak forest with undergrowth, litter and roots sifted, 30.V.2017; 3a: WNW Kerkira, Kilada Ropa, 39°39'23"N, 19°47'26"E, 70 m, abandoned olive grove, litter and roots sifted, 30.V.2017; 4: NW Pandokratoras, 39°45'41"N, 19°51'08"E, 670 m, oak forest margin with rocks, litter, roots, and moss sifted, 31.V.2017; 5: NW Pandokratoras, 39°45'40"N, 19°51'00"E, 660 m, oak forest margin, litter, roots, and moss sifted, 31.V.2017; 6: Pandokratoras, N-slope, 39°44'56"N, 19°52'18"E, 860 m, rocky calcareous slope with scattered pine and deciduous trees, litter and roots between rocks sifted, 31.V.2017; 6a: same data, but 1.VI.2017; 6b: same data, but 3.VI.2017; 7: Pandokratoras, N-slope, 39°44'57"N, 19°52'12"E, 800 m, slope with scattered pine, deciduous trees, and bushes, litter and roots between rocks sifted, 31.V.2017; 7a: same data, but 4.VI.2017; 8: Pandokratoras, summit, 39°44'54"N, 19°52'19"E, 905 m, collected dead and alive at monastery wall, 31.V.2017; 8a: same data, but 1.VI.2017; 8b: same data, but 3.VI.2017; 9: Kilada Ropa, 39°40–41"N, 19°47–48"E, 70 m, forest track, car-net, 31.V.2017; 9a: same data, but 2.VI.2017; 9b: same data, but 5.VI.2017; 10: Pandokratoras, N-slope, 39°45'01"N, 19°52'12"E, 730 m, slope with bushes, litter, roots, and moss sifted, 1.VI.2017; 11: W Pandokratoras, 39°44'54"N, 19°51'30"E, 740 m, cirque, litter and roots sifted, 1.VI.2017; 11a: same data, but 4.VI.2017; 12: E Horepiskopi, 39°43'28"N, 19°44'59"E, 80 m, stream bank, gravel floated, 1.VI.2017; 12a: E Horepiskopi, 39°43'28"N, 19°44'59"E, 80 m, stream bank, litter on sand sifted, 1.VI.2017; 13: W Kérkyra, Ermones env., 39°36'46"N, 19°47'24"E, 30 m, road margin, 2.VI.2017; 14: S Kérkyra, Pandokratoros, 39°32'52"N, 19°52'51"E, 540 m, mixed forest with *Quercus*, *Arbutus*, and *Cedrus*, litter sifted, 2.VI.2017; 15: S Kérkyra, Vranganiotika env., 39°27'17"N, 19°54'44"E, 30 m, field margin, rotten *Opuntia* sifted, 2.VI.2017; 16: S Kérkyra, L. Korission, 39°26'51"N, 19°53'15"E, 0 m, laguna shore, 2.VI.2017; 17: NW Zigos, 39°44'N, 19°48'E, 280–310 m, stream valley with diverse vegetation (deciduous forest, arable land, fallows, etc.), car-net, 3.VI.2017; 17a: same data, but 4.VI.2017; 18: W Pandokratoras, 39°44'55"N, 19°51'26"E, 750 m, cirque with small trees and bushes, litter sifted, 4.VI.2017; 19: Kilada Ropa, Gavrolimni, 39°39'28"N, 19°48'06"E, 75 m, lake shore, grass and debris in reed sifted, 5.VI.2017; 19a: Kilada Ropa, Gavrolimni, 39°39'28"N, 19°48'06"E, 75 m, lake shore, trodden from soil in and near reed and *Juncus*, 5.VI.2017.

**Symbols:** \* recorded only from Corfu, but unlikely to be endemic; \*\* probably endemic to Corfu; ?\* taxonomic and/or zoogeographic status doubtful.

**References:** A97a = ASSING (1997a); A97b = ASSING (1997b); A01 = ASSING (2001); A04 = ASSING (2004); A05 = ASSING (2005); A06a = ASSING (2006a); A07a = ASSING (2007a); A07b = ASSING (2007b); A07c = ASSING (2007c); A07d = ASSING (2007d); A08a = ASSING (2008a); A08b = ASSING (2008b); A08c = ASSING (2008c); A09a = ASSING (2009a); A09b = ASSING (2009b); A09c = ASSING (2009c); A09d = ASSING (2009d); A09e = ASSING (2009e); A09f = ASSING (2009f); A10a = ASSING (2010a); A10b = ASSING (2010b); A13a = ASSING (2013a); A14b = ASSING (2014b); A16c = ASSING (2016c); A17d = ASSING (2017d); A18 = ASSING (2018); App = present paper (see additional records section); AW95 = ASSING & WUNDERLE (1995); AW08 = ASSING & WUNDERLE (2008); Be55 = BESUCHET (1955); Bo75 = BORDONI (1975); Bo76a = BORDONI (1976a); Bo76b = BORDONI (1976b); Bo90 = BORDONI (1990); Bo07 = BORDONI (2007); Bo14 = BORDONI (2014); Br05 = BERNHAUER (1905); Br06 = BERNHAUER (1906); Br14 = BERNHAUER (1914); Br17 = BERNHAUER (1917); BR84 = BRENSKE & REITTER (1884); BS16 = BERNHAUER & SCHUBERT (1916); Bt12 = BONDROIT (1912); C59 = COIFFAIT (1959); C68 = COIFFAIT (1968); C69 = COIFFAIT (1969); C70 = COIFFAIT (1970); C74 = COIFFAIT (1974); C80 = COIFFAIT (1980); Ca94 = CASTELLINI (1994); Cu17 = CUCCODORO (2017); Dd98 = DRUGMAND (1998); E39 = ERICHSON (1839); E40 = ERICHSON (1840); Ep88 = EPPELSHEIM (1888); F68 = FAGEL (1968); F69 = FAGEL (1969); Fl76 = FAUVEL (1876); Fl99 = FAUVEL (1899); Fl02 = FAUVEL (1902); Fr97a = FRISCH (1997); Fr97b = FRISCH (1997b); Fr99 = FRISCH (1999); Fr03 = FRISCH (2003); Fr10 = FRISCH (2010); Fr12 = FRISCH (2012); Fz72 = FRANZ (1972); Gi57 = GISTEL (1857); Gv01 = GILDENKOV (2001); Gv04 = GILDENKOV (2004); Gv15 = GILDENKOV (2015); H08 = HOLDHAUS (1908); HJ09 = HLAVÁČ & JALŽIĆ (2009); Ho63 = HORION (1963); Ho65 = HORION (1965); Ho67 = HORION (1967); J73 = JEKEL (1873); K04 = KLIMA (1904); Ka55 = KARAMAN (1955); Ka62 = KARAMAN (1962); Ka67 = KARAMAN (1967); Ka69 = KARAMAN (1969); Kh38 = KOCH (1938); Kh39 = KOCH (1939); Ko62 = KORGE (1962); Kz57 = KRAATZ (1857); LC96 = LÖBL & CALAME (1996); Lö64 = LÖBL (1964); Lu01 = LUZE (1901); Lu06 = LUZE (1906); Ma14 = MAKRANCZY (2014); Me66 = MEGGIOLARO (1966); Mm30 = MANNERHEIM (1830); Mü32 = MÜLLER (1932); O87 = OERTZEN (1887); Or08 = OROUSSET (2008); P64 = PUTHZ (1964); P65 = PUTHZ (1965); P71 = PUTHZ (1971); P72 = PUTHZ (1972); P80 = PUTHZ (1980); P08 = PUTHZ (2008); Pa83 = PACE (1983); Pa89 = PACE (1989); PH01 = PAGANETTI-HUMMLER (1901); Pi01 = PIC (1901); Pk06 = PAŚNIK (2006); R84a = REITTER (1884a); R84b = REITTER (1884b); R13 = REITTER (1913); R14 = REITTER (1914); Sa03 = SAHLBERG (1903); Sa13 = SAHLBERG (1913); SBB98 = SABELLA et al. (1998); Sc91 = SCHÜLKE (1991); Sc98 = SCHÜLKE (1998); Sc08a = SCHÜLKE (2008a); Sc08b = SCHÜLKE (2008b); Sc09 = SCHÜLKE (2009); Sc10a = SCHÜLKE (2010a); Sc10b = SCHÜLKE (2010b); Sc12b = SCHÜLKE (2012b); SF15 = SCHÜLKE & FLÜGEL (2015); SK00 = SCHÜLKE & KOČIAN

(2000); Sz29 = SCHEERPELTZ (1929); Sz31 = SCHEERPELTZ (1931); Sz50 = SCHEERPELTZ (1950); Sz58 = SCHEERPELTZ (1958); Tr04 = TRONQUET (2004); Tr08 = TRONQUET (2008); Z90 = ZERCHE (1990); Z08 = ZERCHE (2008).

**Footnotes:** <sup>1)</sup> Many thousand specimens seen, approximately a thousand specimens collected. <sup>2)</sup> Doubtful record, based on the type locality of *Thiasophila brunnicornis* JEKEL, 1873, now a junior synonym of *T. angulata* (ERICHSON, 1837). <sup>3)</sup> *Autalia longula* JEKEL, 1873 (type locality: "Corfou") is currently listed as a junior synonym of *A. impressa* (OLIVIER, 1795). However, the type material has not been subject to a modern revision and may be conspecific with *A. longicornis* SCHEERPELTZ, 1947. <sup>4)</sup> The record of *Atheta laticeps* (THOMSON, 1856) probably refers to this species. <sup>5)</sup> Holotype of *Ocalea badia splendida* J. SAHLBERG, 1903 (today a synonym of *O. badia*). <sup>6)</sup> Record possibly referring to *T. winkleri*. <sup>7)</sup> Recorded from Corfu without providing a primary record. <sup>8)</sup> According to PUTHZ (pers. comm.), the populations from Corfu belong to the nominal subspecies, not to *Stenus brunnipes lepidus* WEISE, 1875. <sup>9)</sup> The record of *Stenus impressus* GERMAR, 1824 in Sa03 most likely refers to *S. aceris*. <sup>10)</sup> According to PUTHZ (pers. comm.), the record of *S. humilis* ERICHSON, 1839 in Sa03 refers to *S. cephalenicus*. <sup>11)</sup> SAHLBERG (1903) recorded *Stenus picipennis* ERICHSON, 1840 from Corfu, but does not mention *S. picipes*. PUTHZ (pers. comm.) has not seen any reference material of *S. picipennis* from Corfu. Instead, there are several confirmed records of *S. picipes* (see additional records in this paper), one of them collected by Sahlberg. It can be inferred, therefore, that SAHLBERG (1903) meant *S. picipes* and that his mentioning *S. picipennis* instead is a lapsus calami. <sup>12)</sup> Cited as *S. misael fiorii* BONDROIT, 1912 (synonym). <sup>13)</sup> Previous records of *Euconus motschulskii* (MOTSCHULSKY, 1837) most likely refer to *E. brachati*. <sup>14)</sup> Meybohm has seen this species only from the Pelopónnisos, but its presence in Corfu is possible. <sup>15)</sup> Previous records of *Stenichnus pusillus pusillus* (MÜLLER & KUNZE, 1822) refer to *S. p. jonicus*. <sup>16)</sup> Record doubtful, probably based on misidentification. <sup>17)</sup> According to HOLDHAUS (1908), the record of *Scydmorephes geticus* (SAULCY, 1877) in SAHLBERG (1903) undoubtedly refers to *S. profanus*. <sup>18)</sup> Record doubtful, probably based on misidentification. <sup>19)</sup> BESUCHET (in litt.) examined two males of *C. granulum* from Corfu (without specification of locality; coll. Besuchet, coll. Perrot). The record of *C. lesinae* REITTER, 1881 in SAHLBERG (1903) most likely refers to *C. granulum*. <sup>20)</sup> *Homoeusa* KRAATZ, 1856 requires revision; a reliable identification at the species level is currently not possible. <sup>21)</sup> Probably conspecific with what SAHLBERG (1903) recorded as *G. nigrifulus* (GRAVENHORST, 1802). <sup>22)</sup> The record of *Quedius molochinus* (GRAVENHORST, 1806) most likely refers to *Q. meridiocarpaticus*. <sup>23)</sup> Recorded as *Anotylus corcyranus* (COIFFAIT, 1968) (see the New Synonymies section in this paper). <sup>24)</sup> Probably undescribed, but widespread in the East Mediterranean.

<sup>25)</sup> In SCHÜLKE & SMETANA (2015), the distribution of this subspecies given as “GR” without further specification, suggesting that it is more widespread. However, the description is based exclusively on material from Corfu and records from localities other than Corfu are unknown so that the currently known distribution of this subspecies is confined to Corfu. <sup>26)</sup> See comment in the New Synonymies section. <sup>27)</sup> See comment on *Paederus littoralis* in the New Synonymies section. <sup>28)</sup> Recorded as *M. insulanus* LUZE, 1901. <sup>29)</sup> Records of *Ocypus tenebricosus* (GRAVENHORST, 1846) by SAHLBERG (1903) may refer to *O. corcyranus*, too. <sup>30)</sup> Possibly an undescribed species distributed also in the Pelopónnisos. <sup>31)</sup> The record of

*Sunius melanocephalus* (FABRICIUS, 1793) probably refers to *S. hellenicus*. <sup>32)</sup> Previous records of *C. jonicum jonicum* from Kefalonia refer to an undescribed subspecies (BESUCHET in litt.). <sup>33)</sup> The record of *Scopaeus “sulcicollis Steph. = minutus Er.”* in SAHLBERG (1903) most likely refers to *S. pusillus*, or possibly to *S. cameroni* (FRISCH pers. comm.). <sup>34)</sup> Recorded as *Tychooides pullus* (misidentification). <sup>35)</sup> Identification doubtful. <sup>36)</sup> The record of *Sunius bicolor* (OLIVIER, 1795) probably refers to *S. fallax*. <sup>37)</sup> The record of *Planeustomus palpalis* (ERICHSON, 1839) by ERICHSON (1840) probably refers to *P. rosti*. <sup>38)</sup> Description based on a unique female.

Species	Localities/samples	Previous Records
<b>O m a l i i n a e</b>		
<i>Boreaphilus velox</i> (HEER, 1839)		Sa03, Z90
<i>Dropephylla ioptera</i> (STEPHENS, 1834)		Sa13
<i>Dropephylla helenica</i> JÁSZAY & HLAVÁČ, 2006	11(1)	
<i>Hapalaraea pygmaea</i> (PAYKULL, 1909)		A06a, Sa03, Sa13
<i>Omalium caesum</i> GRAVENHORST, 1806		Sa13
<i>Omalium cinnamomeum</i> KRAATZ, 1857	14(1)	Lu06, Sa03
<i>Omalium riparium impar</i> MULSANT & REY, 1861		Sa03, Sa13
<i>Omalium rugatum</i> MULSANT & REY, 1880	11(2)	
<i>Paraphloeostiba gayndahensis</i> (MACLEAY, 1960)	9a(5), 9b(6), 17(4), 17a(2)	
<b>P r o t e i n i n a e</b>		
<i>Megarthus bellevoeyi</i> SAULCY, 1862		Sa03
<i>Proteinus atomarius</i> ERICHSON, 1840	1(1), 9a(1), 9b(5)	Sa03
<i>Proteinus brachypterus</i> (FABRICIUS, 1792)		Sa03
<b>M i c r o p e p l i n a e</b>		
<i>Micropeplus porcatus</i> (PAYKULL, 1789)		O87, R84a
<i>Micropeplus staphylinoides</i> (MARSHAM, 1802)		O87, R84a, Sa03
<b>D a s y c e r i n a e</b>		
<i>Dasycerus jonicus</i> REITTER, 1884		LC96, R84a
<b>P s e l a p h i n a e</b>		
<i>Afropselaphus</i> spec. nov. (♀)	6(1)	
<i>Batrisodes oculatus</i> (AUBÉ, 1833) <sup>35)</sup>		H08, Sa03
<i>Biblopectus ambiguus</i> (REICHENBACH, 1816)		Sa03
<i>Biblopectus beaumonti</i> BESUCHET, 1955	9a(5)	Be55
<i>Biblopectus elegans</i> BESUCHET, 1955	9(1), 9a(2), 9b(1)	Be55
<i>Biblopectus hellenicus</i> BESUCHET, 1955	9(2), 9a(1), 9b(1)	Be55
<i>Biblopectus jeanneli</i> BESUCHET, 1955	9(3), 9a(3), 9b(1)	Be55
<i>Brachygluta abrupta</i> DODERO, 1919		App
<i>Brachygluta furcata</i> (MOTSCHULSKY, 1835)		H08, O87, R84a, Sa03, Sa13
<i>Brachygluta helferi longispina</i> (REITTER, 1884)	19(3)	H08, O87, R84a, Sa03, Sa13
<i>Brachygluta transversalis</i> (SCHAUM, 1859)		H08, O87, R84a, Sa03
<i>Brachygluta xanthoptera</i> (REICHENBACH, 1816)		H08, Sa03
<i>Bryaxis callipus</i> APFELBECK, 1906	4(28), 5(27), 7(2)	H08

Species	Localities/samples	Previous Records
<i>Bryaxis convexus</i> (KIESENWETTER, 1858)	1(2), 2(12), 3(21), 3a(3), 18(7)	App, BR84, H08, O87, R84a, Sa03
<i>Bryaxis corcyreus</i> (REITTER, 1884)	1(4), 2(4), 3(1), 6(1), 6a(3), 6b(6), 7(2), 10(5), 14(3)	App, C69, H08, K69, O87, R84a, Sa03
<i>Bythinus acutangulus atticus</i> REITTER, 1885		H08, O87, R84a, Sa03, Sa13
<i>Bythinus petulans</i> REITTER, 1913	1(6), 6a(1), 9(1), 9a(1), 11a(5), 17(9), 17a(4)	R13
<i>Bythinus tener</i> REITTER, 1884	6a(1), 11a(5), 17(3), 17a(1)	H08, O87, R84a, Sa03
<i>Ctenistes palpalis</i> REICHENBACH, 1816		H08, Sa03
<i>Euplectus frater</i> BESUCHET, 1964	17(2), 17a(2)	
<i>Euplectus jonicus</i> MEGGIOLARO, 1966 <sup>26</sup>		Me66
<i>Euplectus mutator</i> FAUVEL, 1895	9a(2), 9b(4), 17(1)	
<i>Euplectus verticalis</i> REITTER, 1884	9(10), 9a(3), 9b(2)	App, H08, O87, R84a
<i>Faronus parallelus</i> BESUCHET, 1958	4(1), 6(1), 6b(1), 7(1)	
<i>Meliceria acanthifera</i> (REITTER, 1884)	17(1)	H08, O87, R84a, Sa03, Sa13
<i>Panaphantus atomus</i> KIESENWETTER, 1858		H08, Sa03, Sa13
<i>Paratychnus mendax</i> (KIESENWETTER, 1858)		H08, R84a, Sa03, Sa13
<i>Reichenbachia chevrieri</i> (AUBÉ, 1844)		H08, Sa03
<i>Reichenbachia nigriventris</i> (SCHAUM, 1859)	9a(1)	H08, Sa03
<i>Rybaxis longicornis</i> (LEACH, 1817)	19(2)	H08, Sa03, Sa13
<i>Trimium carpathicum</i> SAULCY, 1875	9(1), 9a(6), 9b(3), 17(1)	
<i>Trimium expandum</i> REITTER, 1884	14(1), 15(1)	App, Ka67, O87, R84a, Sa03
<i>Trissemus antennatus serricornis</i> (SCHMIDT-GÖBEL, 1838)		H08, Sa03
<i>Tychobythinus cavifrons</i> (REITTER, 1881)		HJ09, O87
<i>Tychobythinus pauper</i> (KIESENWETTER, 1858)		H08, Sa03
<i>Tychus caudatus</i> REITTER, 1884	9a(1)	H08, Sa03, Sa13
<i>Tychus cordiger</i> BESUCHET, 1969		Ka55 <sup>34</sup>
<i>Tychus dalmatinus</i> REITTER, 1880		H08, O87, R84a, Sa03, SBB98
* <i>Tychus jonicus</i> HOLDHAUS, 1908		H08, Sa13
<i>Tychus pullus</i> KIESENWETTER, 1858		H08, O87, Sa03, Sa13
<i>Tychus rufus</i> MOTSCHULSKY, 1851		R84a, O87, Sa03
<i>Tychus</i> spec. (♀)	9(1), 19(6)	
* <i>Zoufalia corcyrea</i> (REITTER, 1884)	1(13), 3(13), 3a(1), 5(1)	H08, O87, PH01, Pi01, R84a, Sa03, Sa13
* <i>Zoufalia nobilis</i> (HOLDHAUS, 1908)		H08
<b>Phloeocharinae</b>		
<i>Phloeocharis subtilissima</i> MANNERHEIM, 1830	2(1), 6(1), 6b(1), 9a(1)	Sa03
<b>Tachyporinae</b>		
<i>Bolitobius castaneus castaneus</i> (STEPHENS, 1832)		Sc10a
<i>Cilea silphoides</i> (LINNAEUS, 1767)	9a(1)	
<i>Ischnosoma longicorne</i> (MÄKLIN, 1847)	6b(1), 10(1)	
<i>Lamprinus erythropterus</i> (PANZER, 1796)		App
<i>Lordithon exoletus</i> (ERICHSON, 1839)	7(2), 9a(1), 17(1), 17a(1)	Sa13



Species	Localities/samples	Previous Records
<i>Lordithon thoracicus</i> (FABRICIUS, 1777)		Ho67, O87
<i>Mycetoporus ambiguus</i> LUZE, 1901		App, Ho67, Sa13, Sz31
<i>Mycetoporus clavicornis</i> (STEPHENS, 1832)		App
<i>Mycetoporus glaber glaber</i> (SPERK, 1835)		SK00
<i>Mycetoporus ignidorsum</i> EPELSHEIM, 1880	6a(1), 6b(3)	App, Lu01
<i>Mycetoporus imperialis</i> BERNHAUER, 1902		App
<i>Mycetoporus jonicus</i> SCHEERPELTZ, 1958 (♀)	14(1)	SK00, Sz58
<i>Mycetoporus longulus</i> MANNERHEIM, 1830		App
<i>Mycetoporus macrocephalus</i> BERNHAUER, 1917	6a(1), 6b(1), 7(5), 11a(1)	Br17, Sc08b
<i>Mycetoporus punctipennis</i> SCRIBA, 1868		App, Lu01 <sup>28</sup> , Sa03 <sup>28</sup>
<i>Mycetoporus reichei</i> (PANDELLÉ, 1869)	4(2), 5(1), 6(1), 6b(3), 10(1), 11a(1), 12a(2)	App, Ho67, O87, Sa03, Sa13
<i>Mycetoporus simillimus</i> FAGEL, 1965	1(1), 4(1), 5(1), 6(40), 6a(15), 6b(20), 7(11), 7a(11), 10(6), 11(2), 11a(3), 18(1)	
<i>Parabolitobius inclinans</i> (GRAVENHORST, 1806)	6a(1), 8a(1), 9a(1), 9b(1)	Ho67
<i>Sepedophilus apfelbecki</i> (LUZE, 1902)	12a(3)	Sa13
<i>Sepedophilus immaculatus</i> (STEPHENS, 1832)	3(2), 3a(1), 4(4), 5(6), 6a(1), 7(1), 7a(1), 10(1), 11(1), 11a(1), 18(3)	Sa03
<i>Sepedophilus obtusus</i> (LUZE, 1902)	3a(6)	
<i>Sepedophilus testaceus</i> (FABRICIUS, 1793)	3(1), 9a(2)	Sa13
<i>Tachinus rufipes</i> (LINNAEUS, 1758)	5(1)	
<i>Tachinus scapularis</i> (STEPHENS, 1832)		Sa03
<i>Tachyporus abner</i> SAULCY, 1865		App
<i>Tachyporus assingi</i> (SCHÜLKE, 1997)	4(7), 5(15), 6(20), 6a(53), 6b(96), 7(24), 7a(25), 10(19), 11(1), 11a(1), 12a(1), 14(3), 18(3),	App
<i>Tachyporus atriceps</i> STEPHENS, 1832	1(4), 5(5), 11a(2)	Sa03
<i>Tachyporus caucasicus</i> (KOLENATI, 1846)	1(2), 3(3), 3a(1), 5(1), 6a(1), 6b(1), 7(1), 7a(4), 9a(1), 10(2), 17a(1)	App, Sc91, Sz31
<i>Tachyporus chrysomelinus</i> (LINNAEUS, 1758)	19(1)	Sa03
<i>Tachyporus hypnorum</i> (FABRICIUS, 1757)	5(1), 6(1), 6b(3), 7a(2), 11(1), 11a(1), 14(2), 18(1)	Sa03, Sz58
<i>Tachyporus nitidulus</i> (FABRICIUS, 1781)	4(1), 5(9), 6(11), 6a(2), 6b(25), 7(7), 7a(18), 10(1), 11(1), 11a(3), 14(2), 15(2), 18(1)	Sa03
<i>Tachyporus solutus</i> ERICHSON, 1839		App
<b>H a b r o c e r i n a e</b>		
<i>Habrocerus capillaricornis</i> (GRAVENHORST, 1806)	5(1), 9(88), 9a(518), 9b(201), 12(2), 12a(7), 17(33), 17a(20)	A14b, AW95, Sa03
<i>Habrocerus pisidicus</i> KORGE, 1971	1(9), 2(8), 3(1), 3a(5), 4(2), 5(28), 7(23), 7a(14), 10(1), 11(12), 11a(15), 14(13), 15(1), 18(1)	AW95
<b>A l e o c h a r i n a e</b>		
<i>Acrotona muscorum</i> (BRISOUT, 1860)	2(1), 7a(2), 9(1), 11(4), 11a(2), 14(1), 15(2), 17(1), 17a(15)	

Species	Localities/samples	Previous Records
<i>Acrotona parens</i> (MULSANT & REY, 1852)	5(1), 7a(1), 9(19), 9a(173), 9b(100), 11a(3), 15(29), 17(158), 17a(62)	
<i>Acrotona parvula</i> (MANNERHEIM, 1830)	17(2)	
<i>Alaobia scapularis</i> (C.R. SAHLBERG, 1831)	9(7), 9a(45), 9b(20), 17(20), 17a(13)	
<i>Aleochara albopila</i> (MULSANT & REY, 1852)		App
<i>Aleochara bipustulata</i> (LINNAEUS, 1760)	5(1), 6b(1)	Sa03
<i>Aleochara clavicornis</i> REDTENBACHER	9b(1)	
<i>Aleochara erythroptera</i> GRAVENHORST, 1806		A09a
<i>Aleochara funebris</i> WOLLASTON, 1864	8b(1), 17(1)	
<i>Aleochara haematoptera</i> KRAATZ, 1858	12(20)	
<i>Aleochara laevigata</i> GYLLENHAL, 1810		A09d
<i>Alevonota rufotestacea</i> (KRAATZ, 1856)		AW08
<i>Aloconota cambrica</i> (WOLLASTON, 1855)	9(1), 9a(11), 12(10), 17(1)	
<i>Aloconota coulsoni</i> (LAST, 1952)	9b(1)	
<i>Aloconota gregaria</i> (ERICHSON, 1839)	9b(3), 17(3)	O87, Sa03, Sz31
<i>Aloconota languida</i> (ERICHSON, 1837)		Sa03
<i>Aloconota longicollis</i> (MULSANT & REY, 1852)	9a(1)	
<i>Aloconota montenegrina</i> (BERNHAEUER, 1899)	9a(1)	
<i>Aloconota myrmicaria</i> (SAULCY, 1865)		Ep88 <sup>6</sup>
<i>Aloconota planifrons</i> (WATERHOUSE, 1863)	9b(1), 17(2)	
<i>Aloconota sulcifrons</i> (STEPHENS, 1832)	9(5), 9a(38), 9b(17), 11a(1), 12(44), 12a(1), 17(9)	Sa03
<i>Amarochara forticornis</i> (LACORDAIRE, 1835)		Sa03
<i>Amischa forcipata</i> MULSANT & REY, 1873	9(1), 9a(6), 9b(2), 17(10), 17a(6)	
<i>Amischa</i> sp. <sup>24</sup>	9(2), 9a(8), 9b(4), 17(2), 17a(1)	
<i>Anaulacaspis laevigata</i> (DUVIVIER, 1883)		A16c
<i>Anaulacaspis nigra</i> (GRAVENHORST, 1802)	9a(53), 9b(27), 19(14)	A16c, F69, Sa03, Sz58
<i>Atheta aeneicollis</i> (SHARP, 1869)	5(2)	O87, Sa03
<i>Atheta amacula</i> (STEPHENS, 1832)	9b(3), 17(2), 17a(1)	Sa03
<i>Atheta atramentaria</i> (GYLLENHAL, 1810)		O87
<i>Atheta balcanicola</i> SCHEERPELTZ, 1968	9a(1), 9b(1)	
<i>Atheta castanoptera</i> (MANNERHEIM, 1830)		Sa03
<i>Atheta cauta</i> (ERICHSON, 1837)	6a(1)	
<i>Atheta clientula</i> (ERICHSON, 1839)		E39
<i>Atheta coriaria</i> (KRAATZ, 1856)	9b(5), 17(2)	Sa03
<i>Atheta crassicornis</i> (FABRICIUS, 1792)	9a(1), 17(5), 17a(6)	
<i>Atheta epirotica</i> (G. BENICK, 1981)	9(6), 9a(33), 9b(11), 17a(2), 19(2)	Sa03 <sup>4</sup>
<i>Atheta fimorum</i> (BRISOUT, 1860)	9(3), 9a(16), 9b(3), 17(3), 17a(4)	
<i>Atheta flavipes</i> (HOCHHUTH, 1860)	9(4), 9a(51), 9b(11), 17(9), 17a(4)	
<i>Atheta fussi</i> BERNHAUER, 1908	9(1), 17(7)	
<i>Atheta hummleri</i> BERNHAUER, 1898		Tr08
<i>Atheta laticollis</i> (STEPHENS, 1832)	9(6), 9a(19), 9b(1), 17(14), 17a(4)	

Species	Localities/samples	Previous Records
<i>Atheta longicornis</i> (GRAVENHORST, 1802)	9b(1)	
<i>Atheta luridipennis</i> (MANNERHEIM, 1830)	9a(1), 17a(1)	
<i>Atheta nigritula</i> (GRAVENHORST, 1802)	17(2)	
<i>Atheta oblita</i> (ERICHSON, 1839)	9(1), 9a(34), 9b(20), 17(23), 17a(38)	
<i>Atheta occulta</i> (ERICHSON, 1837)		Sz31
<i>Atheta palustris</i> (KIESENWETTER, 1844)	9(2), 9a(15), 9b(12), 17(27), 17a(16)	Sa03
<i>Atheta ravilla</i> (ERICHSON, 1839)	9a(1)	
<i>Atheta subtilis</i> (SCRIBA, 1866)		Sa03
<i>Atheta testaceipes</i> (HEER, 1839)	9(1), 9a(3), 9b(3), 17(8), 17a(7)	
<i>Atheta triangulum</i> (KRAATZ, 1856)	6(1), 14(2)	Sa03
<i>Atheta trinotata</i> (KRAATZ, 1856)	5(1), 7(1), 8b(1)	Sa03
<i>Atheta vaga</i> (HEER, 1839)	9b(1)	
<i>Atheta (Microdota) spp.</i>	17a(2)	
<i>Atheta (Mocyta) spp.</i>	1(10), 3(7), 4(19), 5(156), 6(3), 6a(1), 7(18), 7a(34), 9(38), 9a(617), 9b(332), 10(1), 11(9), 11a(20), 12a(20), 14(3), 15(3), 17(60), 17a(56), 18(15)	
<i>Autalia longicornis</i> SCHEERPELTZ, 1947	11(2)	J73 <sup>3</sup>
<i>Autalia rivularis</i> (GRAVENHORST, 1802)	9a(6), 15(1), 17(1), 17a(2)	
<i>Bolitochara bella</i> MÄRKEL, 1844	9(1), 9a(8), 9b(4), 17(3), 17a(1)	
* <i>Borboropora corcyrana</i> ASSING spec. nov.	9b(1), 17a(1)	
<i>Brachida exigua</i> (HEER, 1839)		Sa03
<i>Brundinia meridionalis</i> (MULSANT & REY, 1853)		Sa03
<i>Callicerus rigidicornis</i> (ERICHSON, 1839)	5(1), 11(1), 11a(2)	Sa03
<i>Caloderina hierosolymitana</i> (SAULCY, 1865)	6(1), 12(1)	Sz58
<i>Cordalia obscura</i> (GRAVENHORST, 1802)	9(2), 9a(92), 9b(32), 12°(1), 15(22), 17(43), 17a(14), 19(4)	O87, Sa03
<i>Cousya defecta</i> (MULSANT & REY, 1875)		A18
<i>Cypha graeca</i> ASSING, 2004	6(2), 6b(2), 7(6), 7a(2)	
<i>Cypha longicornis</i> (PAYKULL, 1800)		O87, Sa03
<i>Cypha</i> spec.	14(1)	
<i>Deinopsis erosa</i> (STEPHENS, 1832)		Sa03
<i>Diestota guadalupensis</i> PACE 1987	9b(1), 15(2)	
<i>Dilacra luteipes</i> (ERICHSON, 1837)		Sa03
<i>Dilacra pruinosa</i> (KRAATZ, 1856)	17(1)	
<i>Drusilla canaliculata</i> (FABRICIUS, 1787)		Sa03, Sz58
<i>Eurodotina inquinula</i> (GRAVENHORST, 1802)	9a(1)	Sa03
<i>Falagria caesa</i> ERICHSON, 1837	9a(6), 17(1), 19(6)	Sa03
<i>Falagrioma thoracica</i> (STEPHENS, 1832)	5(5), 6(1), 6a(6), 6b(3), 7(1), 7a(7), 8b(3), 9b(1), 17(6), 17a(4) 18(5)	
<i>Geostiba maxiana</i> (TIKHOMIROVA, 1973)		A01

Species	Localities/samples	Previous Records
<i>Gnypeta carbonaria</i> (MANNERHEIM, 1830)		Sa03
<i>Gyrophaena affinis</i> MANNERHEIM, 1830	9(1), 9a(11), 17(4), 17a(4)	
<i>Gyrophaena joyi</i> WENDELER, 1924	9(24), 9a(115), 9b(8), 17(18), 17a(13)	
<i>Gyrophaena lucidula</i> ERICHSON, 1837	9a(14)	Sa03
<i>Halobrecta algae</i> (HARDY, 1851)		Sa03
<i>Halobrecta flavipes</i> THOMSON, 1861		Sa03
<i>Haploglossa villosula</i> (STEPHENS, 1832)	9b(1)	
<i>Holobus flavicornis</i> (LACORDAIRE, 1835)	9a(1), 17a(1)	
<i>Homoeusa</i> spec. <sup>20</sup>	6b(4)	
<i>Hydrosmecta fragilis</i> (KRAATZ, 1854)	12(1), 17(34), 17a(37)	
<i>Leptusa reitteri</i> EPPELSHEIM, 1879		P89
<i>Leptusa ruficollis</i> (ERICHSON, 1839)	6(1), 6b(1)	P89
<i>Liogluta longiuscula</i> (GRAVENHORST, 1802)		Sa03
<i>Meotica parasita</i> MULSANT & REY, 1873	9a(9), 9b(7), 17a(1)	
<i>Myllaena dubia</i> (GRAVENHORST, 1806)		Sa03
<i>Myllaena infuscata</i> KRAATZ, 1853		Sa03
<i>Myllaena intermedia</i> ERICHSON, 1837		Sa03
<i>Myllaena kraatzi</i> SHARP, 1871		Sa03
<i>Myllaena minuta</i> (GRAVENHORST, 1806)		Sa03
<i>Myllaena</i> spp.	9(15), 9a(106), 9b(36), 17(2), 19(25)	
<i>Myrmecopora fugax</i> (ERICHSON, 1839)	9(2), 9a(82), 9b(20), 15(3), 17(5), 17a(5)	A97a, Sa03
<i>Myrmecopora laesa</i> (ERICHSON, 1839)		Sa03
<i>Myrmecopora pygmaea</i> (SACHSE, 1852)		A97a, Sa03
<i>Myrmecopora sulcata</i> (KIESENWETTER, 1850)		A97a
<i>Myrmecopora uvida</i> (ERICHSON, 1840)		A97a, Sa03
<i>Nehemitropia lividipennis</i> (MANNERHEIM, 1830)	9a(6), 9b(1), 15(4), 17(6), 17a(10)	O87, Sa03
<i>Ocalea badia</i> ERICHSON, 1837		Sa03 <sup>5</sup>
<i>Ocalea robusta</i> BERNHAUER, 1902	1(1), 3(2), 4(5), 5(3), 7a(1), 9(6), 9a(56), 9b(3), 11(4), 11a(1), 12(1), 17(10), 17a(3)	
<i>Ocalea ruficollis</i> EPPELSHEIM, 1888	5(1), 7a(1)	Sa03
<i>Ocalea</i> spec.	12(2)	
?* <i>Oligocharina corcyrica</i> SCHEERPELTZ, 1929		Sz29
<i>Oligota granaria</i> ERICHSON, 1837	17(2)	
<i>Oligota lohsei</i> WILLIAMS, 1970	9a(7), 9b(3), 17a(1)	
<i>Oligota parva</i> KRAATZ, 1862	9a(2), 9b(3)	
<i>Oligota picipes</i> (STEPHENS, 1832)	9b(1)	
<i>Oxypoda bimaculata</i> BAUDI DI SELVE, 1870		A06a, Sz58
<i>Oxypoda brevicornis</i> (STEPHENS, 1832)	9(1), 17a(1)	
<i>Oxypoda carbonaria</i> (HEER, 1841)		Sa03, Sz58
<i>Oxypoda ferruginea</i> ERICHSON, 1839	6(1)	Sa03

Species	Localities/samples	Previous Records
<i>Oxygoda haemorrhoea</i> (MANNERHEIM, 1830)	6(1), 6b(1)	O87
<i>Oxygoda moczarskii</i> BERNHAUER, 1906		A06a, Br06
<i>Oxygoda subnitida</i> MULSANT & REY, 1875		Tr04 <sup>7</sup>
<i>Phloeopora teres</i> (GRAVENHORST, 1802)	9a(1)	
<i>Platyola balcanica</i> SCHEERPELTZ, 1958	9(1), 9a(5), 9b(2), 17(2), 17a(1)	
<i>Pronomaea picea</i> HEER, 1841	9(1), 9a(32), 9b(30), 12(1), 12a(1), 17(7), 17a(5), 19(1)	A07c, Sa03
<i>Tachyusa nitella</i> (FAUVEL, 1895)	9(4), 9a(4), 9b(5), 17(3), 17a(10)	Pk06, Sa03, Sz58
<i>Taxicera sericophila</i> (BAUDI DI SELVE, 1870)	9a(1)	
<i>Thecturota marchii</i> (DODERO, 1922)	9(1), 9a(4), 9b(2), 17(12), 17a(10)	
<i>Thiasophila angulata</i> (ERICHSON, 1837)		J73 <sup>2</sup>
<i>Typhlocyptus pandellei</i> SAULCY, 1878		BS16
<i>Zyras collaris</i> (PAYKULL, 1800)	1(1), 5(1), 11(1)	
<i>Zyras haworthi</i> (STEPHENS, 1832)	11a(1)	
S c a p h i d i i n a e		
<i>Scaphidium quadrimaculatum</i> (OLIVIER, 1790)	3(1)	
<i>Scaphisoma agaricinum</i> (LINNAEUS, 1759)	3(8), 5(5), 9b(18), 17(8)	O87, Sa03, Sa13
<i>Scaphisoma corcyricum</i> LÖBL, 1964		Lö64
O x y t e l i n a e		
<i>Anotylus clypeonitens</i> (PANDELLÉ, 1867)		O87, Sa03, Sc12b
<i>Anotylus complanatus</i> (ERICHSON, 1839)	9b(2), 17(9), 17a(3)	O87, Sa03, Sc09, Sz31, Sz58
<i>Anotylus inustus</i> (GRAVENHORST, 1806)	5(1), 6b(1)	Sa03, Sz31, Sz58
<i>Anotylus nitidulus</i> (GRAVENHORST, 1802)	7a(1), 8b(1), 9(7), 9a(53), 9b(46), 10(1), 15(1), 17(117), 17a(32)	Sa03
<i>Anotylus pumilus</i> (ERICHSON, 1839)		Sa03, Ho63
<i>Anotylus rugosus</i> (FABRICIUS, 1775)		Sa03
<i>Anotylus sculpturatus</i> (GRAVENHORST, 1806)		O87, Sa03, Sz58
<i>Anotylus speculifrons</i> (KRAATZ, 1857)	9(1), 9a(8), 9b(1), 15(1), 17(24), 17a(10)	Sa03
<i>Anotylus tetracarinated</i> (BLOCK, 1799)	9(8), 9a(27), 9b(8), 17(30), 17a(11)	C68 <sup>23</sup> , Sa03, Sc12b, Sz31, Sz58
<i>Aploderus caelatus</i> (GRAVENHORST, 1802)		Ho63
<i>Bledius corniger</i> ROSENHAUER, 1856		Kh38, Sa03
<i>Bledius fossor</i> HEER, 1839		Br14, Ho63
<i>Bledius frisius</i> LOHSE, 1978		Sc10b
<i>Bledius furcatus</i> (OLIVIER, 1811)		Sa03
<i>Bledius minor minor</i> MULSANT & REY, 1878		App
<i>Bledius spectabilis</i> KRAATZ, 1857		Sc10b
<i>Bledius tristis</i> AUBÉ, 1843		App
<i>Bledius unicornis</i> (GERMAR, 1825)		Sa03
<i>Bledius verres</i> ERICHSON, 1840		App, Ho63
<i>Carpelimus alutaceus</i> (FAUVEL, 1898)		Gv01, Gv15, K04
<i>Carpelimus bilineatus</i> STEPHENS, 1834	9(1), 9a(38), 9b(2), 12(1), 17(2), 19(2)	Gv01, O87, Sa03

Species	Localities/samples	Previous Records
?* <i>Carpelimus corfuensis</i> GILDENKOV, 2004		Gv04, Gv15
<i>Carpelimus corticinus</i> (GRAVENHORST, 1806)	9(50), 9a(426), 9b(72), 12(6), 17(54), 17a(14), 19(3)	Gv01, Sa03
<i>Carpelimus despectus</i> (BAUDI DI SELVE, 1870)	9(1)	
<i>Carpelimus foveolatus foveolatus</i> (SAHLBERG, 1832)		Gv01, O87, Sa03, Ho63
<i>Carpelimus fuliginosus</i> (GRAVENHORST, 1802)	9(1), 9a(6), 9b(1)	
<i>Carpelimus gracilis</i> (MANNERHEIM, 1830)	9(3), 9a(44), 9b(26), 14(1), 17(12), 17a(4)	
<i>Carpelimus nitidus</i> (BAUDI DI SELVE, 1847)		Sa03
<i>Carpelimus parvulus</i> (MULSANT & REY, 1861)		Sa03
<i>Carpelimus punctatellus</i> (ERICHSON, 1840)	9a(1)	
<i>Carpelimus punctipennis</i> (KIESENWETTER, 1850)		Ho63
?* <i>Carpelimus reitteri</i> (KLIMA, 1904) <sup>38</sup>		GV15, K04
<i>Carpelimus siculus</i> (MULSANT & REY, 1878)		K04, MR78
<i>Manda mandibularis</i> (GYLLENHAL, 1827)		Ho63
<i>Ochthephilus andalusiacus</i> (FAGEL, 1957)		Ma14
<i>Ochthephilus aureus</i> (FAUVEL, 1871)		Sa03
<i>Ochthephilus venustulus</i> (ROSENHAUER, 1856)		Ma14, Sz50
<i>Oxytelus piceus</i> (LINNAEUS, 1767)		Sa03
<i>Oxytelus sculptus</i> GRAVENHORST, 1806		O87
<i>Planeustomus cephalotes</i> (ERICHSON, 1840)	9a(2)	Kz57, Sa03, Sz58
<i>Planeustomus rosti</i> (REITTER, 1884)		O87, Sa03
<i>Platystethus alutaceus</i> THOMSON, 1861	19a(28)	O87, Sa03, Sz58
<i>Platystethus arenarius</i> (GEOFFROY, 1785)		Sa03
<i>Platystethus capito</i> HEER, 1839	19(2)	O87, Sa03, Sz58
<i>Platystethus cornutus</i> (GRAVENHORST, 1802)	19(1)	Sa03, Sz58
<i>Platystethus nitens</i> (C.R. SAHLBERG, 1832)	7a(1), 9b(1), 12(13), 17(2), 19(4)	Sa03
<i>Platystethus rufospinus</i> HOCHHUTH, 1851		O87, Sa03
<i>Thinobius gilvus</i> FAUVEL, 1899		Fl99, Fl02, Sa03, Sc98
<i>Thinobius smetanai</i> SCHÜLKE, 2008		Sc08a
<i>Thinodromus bodemeyeri</i> (BERNHAEUER, 1902)	9(44), 9a(146), 9b(52), 17(43), 17a(25)	K04, Sa03
<b>S t e n i n a e</b>		
<i>Stenus aceris</i> STEPHENS, 1833	4(16), 5(26), 6b(1), 7a(2), 8a(6), 10(1), 11a(8), 18(3)	Ho63, Sa03 <sup>9</sup>
<i>Stenus annulipes</i> HEER, 1839		App
<i>Stenus assequens</i> REY, 1884	12a(2), 17a(4)	
<i>Stenus ater</i> MANNERHEIM, 1830		Sa03
<i>Stenus atratulus</i> ERICHSON, 1839		O87
<i>Stenus binotatus</i> LJUNGH, 1804	17(1), 17a(1), 19(2)	Sa03
<i>Stenus brunnipes brunnipes</i> STEPHENS, 1833 <sup>8</sup>		Bt12, Ho63, O87, P72, Sa03, Sz31, Sz58
<i>Stenus butrintensis</i> SMETANA, 1959		App

Species	Localities/samples	Previous Records
<i>Stenus cephalenicus</i> BERNHAUER, 1913		P08, Sa03 <sup>10</sup>
<i>Stenus circularis</i> GRAVENHORST, 1802		App, Sa03
<i>Stenus coarcticollis drepanensis</i> PUTHZ, 1980	1(3), 3(3), 4(3), 5(4), 11(2), 11a(8), 18(3)	P80
<i>Stenus cribratus</i> KIESENWETTER, 1850		App
<i>Stenus excellens</i> EPPELSHEIM, 1883		P80
<i>Stenus fornicatus</i> STEPHENS, 1833		Sa03
<i>Stenus ganglbaueri</i> BERNHAUER, 1905		Sz31
<i>Stenus glacialis</i> HEER, 1839	6b(1)	
<i>Stenus horioni</i> PUTHZ, 1971		P71
<i>Stenus hospes</i> ERICHSON, 1840		Cu17, O87, Sa03, Sz31
<i>Stenus ignotus</i> EPPELSHEIM, 1890		P64
<i>Stenus indifferens</i> PUTHZ, 1967	9(1), 9a(83), 9b(114), 17(1), 19(2)	Cu17
<i>Stenus intermedius</i> REY, 1884		App
<i>Stenus latifrons</i> ERICHSON, 1839		P72
<i>Stenus maculiger</i> WEISE, 1875		P72, Sa03
<i>Stenus melanopus</i> (MARSHAM, 1802)		Sa03
<i>Stenus morio</i> GRAVENHORST, 1806	19(2)	P72, Sa03, Sz58
<i>Stenus ochropus</i> KIESENWETTER, 1858	4(1), 6a(3), 6b(1), 18(1)	Sa03
<i>Stenus ossium</i> STEPHENS, 1833		P72
<i>Stenus pallitarsis pallitarsis</i> STEPHENS, 1833		Cu17, Sa03
<i>Stenus paludicola</i> KIESENWETTER, 1858		Br05, Sa03, Sz31, Sz58
<i>Stenus parciior</i> BERNHAUER, 1929	8a(2), 8b(1)	
<i>Stenus picipennis</i> ERICHSON, 1840 <sup>11</sup>		Sa03
<i>Stenus picipes picipes</i> STEPHENS, 1833		App, Sa03 <sup>11</sup>
<i>Stenus planifrons planifrons</i> REY, 1884	9a(1), 19(7)	App, Cu17, P65
<i>Stenus similis</i> (HERBST, 1784)	9a(2)	Cu17, Sa03, Sz31, Sz58
<i>Stenus subaeneus</i> ERICHSON, 1840		App
E u a e s t h e t i n a e		
<i>Edaphus dissimilis</i> (AUBÉ, 1863)		O87, R84a, R14, Sa03
S c y d m a e n i n a e		
<i>Cephennium granulum</i> REITTER, 1884		App <sup>19</sup> , Sa03 <sup>19</sup>
** <i>Cephennium jonicum jonicum</i> HOLDHAUS, 1908 <sup>32</sup>	6(1)	App, H08, Sa13
<i>Chevrolatia egregia</i> REITTER, 1881	1(1), 3(2), 14(1)	App
<i>Chevrolatia franzi</i> OROUSSET, 2008		App, Or08
<i>Euconnus brachati</i> HLAVÁČ & STEVANOVIĆ, 2013		H08 <sup>13</sup> , Sa03 <sup>13</sup> , Sa13 <sup>13</sup>
<i>Euconnus hirticollis</i> (ILLIGER, 1798)		H08, Sa03
<i>Euconnus intrusus intrusus</i> (SCHAUM, 1844)	19(1)	App, H08, Sa03
<i>Euconnus leonhardi</i> REITTER, 1905		H08
<i>Euconnus marthae</i> REITTER, 1884		App, H08, O87, R84a, Sa13
<i>Euconnus moczarskii</i> HOLDHAUS, 1908	3(3)	H08
<i>Euconnus pulcher</i> REITTER, 1884 <sup>14</sup>		H08

Species	Localities/samples	Previous Records
<i>Euconnus wetherhallii</i> (GYLLENHAL, 1813)		App, H08, Sa03
<i>Eutheia formicetorum</i> REITTER, 1882		App, H08, Sa03, Sa13
<i>Eutheia</i> spec. nov.	1(1), 9a(2), 9b(1)	App
<i>Leptomastax bipunctata</i> REITTER, 1881	1(1), 2(1), 3(3), 3a(8)	Ca94, Ka62, O87
<i>Leptomastax bisetosa</i> REITTER, 1884	2(1), 6(1)	Ca94, H08, Ka62, O87, R84a, Sa03
<i>Leptomastax insularis</i> KARAMAN, 1962	10(1)	Ca94, Ka62
<i>Scydmorphes profanus</i> (REITTER, 1884)	5(1)	App, BR84, H08, Sa03 <sup>17</sup> , Sa13
<i>Scydmorphes subtetratomus</i> (REITTER, 1884) <sup>18</sup>		H08, Sa03
<i>Stenichnus angulimanus</i> (REITTER, 1884)		H08, O87, Sa03
<i>Stenichnus corcyreus</i> (REITTER, 1884)	3(1), 4(2), 5(7), 6(1), 12a(1)	App, H08, O87, R84a, Sa03
<i>Stenichnus helferi helferi</i> (SCHAUM, 1841) <sup>16</sup>		H08, Sa03
<i>Stenichnus pelliceus</i> HOLDHAUS, 1908	6(1)	App, H08, Sa13
** <i>Stenichnus pusillus jonicus</i> FRANZ, 1972 <sup>25</sup>		App, Fz72, H08 <sup>15</sup> , Sa13 <sup>15</sup>
L e p t o t y p h l i n a e		
** <i>Allotyphlus achileus</i> COIFFAIT, 1959		C59
** <i>Allotyphlus corcyranus</i> COIFFAIT, 1959		C59
** <i>Allotyphlus corcyricus</i> (SCHEERPELTZ, 1958)		Pa83, Sz58
** <i>Allotyphlus dexter</i> COIFFAIT, 1959		C59
** <i>Allotyphlus sinister</i> COIFFAIT, 1959		C59
** <i>Gynotyphlus corcyrensis</i> (SCHEERPELTZ, 1958)		Sz58
<i>Gyntotyphlus perpusillus micros</i> (SCHEERPELTZ, 1931)		C68
P a e d e r i n a e		
<i>Achenium depressum</i> (GRAVENHORST, 1802)		A10b, BR84, O87, Sa13
<i>Astenus bimaculatus bimaculatus</i> (ERICHSON, 1840)	19(3)	App, Sa03
<i>Astenus immaculatus</i> STEPHENS, 1833	12a(2), 19(1)	App
<i>Astenus lyonessius</i> (JOY, 1908)		App
<i>Astenus melanurus</i> (KÜSTER, 1853)		Sa03
<i>Astenus pallidulus</i> (WOLLASTON, 1864)		App
<i>Astenus procerus</i> (GRAVENHORST, 1806)		App, Sa03
<i>Astenus thoracicus</i> (BAUDI DI SELVE, 1857)	9a(1)	Sa03
** <i>Domene behnei</i> ZERCHE, 2008		Z08
<i>Domene stilicina</i> (ERICHSON, 1840)	7(1)	Sz58
<i>Lathrobium elegantulum</i> KRAATZ, 1857		Sa03, Sa13
<i>Lathrobium elongatum</i> (LINNAEUS, 1767)		Sa03
<i>Lathrobium</i> spec. (♀) <sup>30</sup>	9b(1)	
<i>Leptobium gracile</i> (GRAVENHORST, 1802)	19(2)	A05, Sa03
<i>Leptobium illyricum</i> (ERICHSON, 1840)	12a(1)	A05, A09a, A09e, Sa03
<i>Lithocharis nigriceps</i> KRAATZ, 1859	9a(1)	
<i>Lithocharis ochracea</i> (GRAVENHORST, 1802)	9(1)	
<i>Lobrathium multipunctum</i> (GRAVENHORST, 1802)		A07b, Sa13
<i>Lobrathium rugipenne</i> (HOCHHUTH, 1851)	12a(1)	



Species	Localities/samples	Previous Records
<i>Luzea graeca</i> KRAATZ, 1857	9(1), 9a(4), 9b(1)	A10a, Sa03, Sa13
<i>Medon apicalis</i> (KRAATZ, 1857)	9a(1), 9b(1), 17(9), 17a(2)	
<i>Medon brunneus</i> (ERICHSON, 1839)	1(15), 2(5), 3(24), 3a(6), 4(7), 5(17), 6b(7), 7(5), 7a(3), 10(2), 11(3), 11a(6), 14(4), 15(3), 18(2)	A04, A09c, C68, Sa03, Sz31
<i>Medon ferrugineus</i> (ERICHSON, 1840)	5(1), 6(1), 7(1)	A09c
<i>Medon fuscus</i> (MANNERHEIM, 1830)	9a(1)	A04, Sa03
<i>Micranops pilicornis</i> (SAULCY, 1870)		Fr97a
<i>Micrillus testaceus</i> (ERICHSON, 1840)		A08a, A13a, C80, Sa03
<i>Ochtheophilum collare</i> (REITTER, 1884)	16(1), 19(1)	A09f
<i>Paederus fuscipes fuscipes</i> (CURTIS, 1826)	19(4)	Sa03
<i>Paederus littoralis</i> GRAVENHORST, 1802 <sup>27</sup>		App, O87, R84b, Sa03, Sz31, Sz58
<i>Pseudomedon obscurellus</i> (ERICHSON, 1840)	9a(5)	
<i>Pseudomedon obsoletus</i> (NORDMANN, 1837)	9(1), 9b(1)	
<i>Rugilus dilutipes</i> (REITTER, 1884)	5(6), 11(3), 11a(4)	
<i>Rugilus orbiculatus</i> (PAYKULL, 1789)	9a(16), 9b(1), 15(3)	Sa03
<i>Scopaeus cameroni</i> CAMERONI, 1968	9a(3), 9b(3)	Fr97b, F10
<i>Scopaeus debilis</i> HOCHHUTH, 1851	9(1), 9a(10), 9b(4), 17a(2)	Fr99, Sa03, Sz31
<i>Scopaeus laevigatus</i> (GYLLENHAL, 1827)	9(1), 9a(30), 9b(6), 19(2), 19a(1)	Fr03, Sa03
<i>Scopaeus mitratus</i> BINAGHI, 1935		Fr12
<i>Scopaeus portai</i> LUZE, 1910		A06a, F10
<i>Scopaeus pusillus</i> KIESENWETTER, 1834 <sup>33</sup>		Fr97b
<i>Scymbalium anale</i> (NORDMANN, 1837)		Sa03
<i>Sunius fallax</i> (LOKAY, 1919)		O87 <sup>36</sup> , Sz31
<i>Sunius hellenicus</i> (FABRICIUS, 1792)	12a(2)	A08b, O87 <sup>31</sup> , Sa03 <sup>31</sup>
<i>Tetartopeus quadratus</i> (PAYKULL, 1789)		Sa03
<i>Throbalium dividuum dividuum</i> (ERICHSON, 1840)		Sa03
<i>Throbalium obenbergerianum</i> KOCH, 1939		Kh39
S t a p h y l i n i n a e		
<i>Astrapaeus ulmi</i> (ROSSI, 1790)	10a(1), 13(1)	Ho65, SF15
<i>Bisnius sordidus</i> (GRAVENHORST, 1802) (♀)	9a(1), 9b(1)	Sa03
<i>Cafius cicatricosus</i> (ERICHSON, 1840)		App
<i>Cafius xantholoma</i> (GRAVENHORST, 1806)		Sa03
<i>Erichsonius subopacus</i> (HOCHHUTH, 1851)	12(1)	
<i>Gabrius graecus</i> BORDONI, 1994		App
<i>Gabrius splendidulus</i> (GRAVENHORST, 1802)		Sa03
<i>Gabrius spec.</i> <sup>21</sup> (♀)	19(1)	
<i>Gabronthus maritimus</i> (MOTSCHULSKY, 1858)	9(2), 9a(9), 9b(3), 17(8), 17a(6)	Sa03
<i>Gauropterus fulgidus</i> (FABRICIUS, 1787)		Bo75, Bo07
<i>Heterothops binotatus</i> (GRAVENHORST, 1802)		App, Sa03
<i>Leptacinus batychrus</i> (GYLLENHAL, 1827)	9a(11), 9b(3), 17(6), 17a(1)	Sa03
<i>Leptacinus othioides</i> BAUDI DI SELVE, 1870	9a(3), 9b(1)	
<i>Megalinus flavocinctus</i> (HOCHHUTH, 1849)		A07a, Bo07

Species	Localities/samples	Previous Records
<i>Milichilinus decorus</i> (ERICHSON, 1839)		App
<i>Neobisnius lathrobioides</i> (BAUDI DI SELVE, 1848)	9(2), 9a(24), 9b(1), 17(1), 17a(1)	
** <i>Ocypus corcyranus</i> ASSING spec. nov.	6b(2), 7a(1), 8a(1), 18(1)	Sa03 <sup>29</sup>
<i>Ocypus fulvipennis</i> ERICHSON, 1840	6b(1)	
<i>Ocypus mus</i> (BRULLÉ, 1832)	3a(1), 14(1)	Fl76, Sa03
<i>Ocypus nitens nitens</i> (SCHRANK, 1781)		App, Fl76, Sa03
<i>Ocypus olens</i> (O. MÜLLER, 1764)		Sa03
<i>Ocypus ophthalmicus ophthalmicus</i> (SCOPOLI, 1763)		Dd98, Sa03
<i>Ocypus simulator</i> (EPELSHEIM, 1878)		Sa03
<i>Orthidus cribratus cribratus</i> (ERICHSON, 1840)		Sa03, Sa13
<i>Othius laeviusculus</i> STEPHENS, 1833		A97b, Sa13
<i>Othius lapidicola</i> MÄRKEL & KIESENWETTER, 1848	4(2), 5(8), 6(15), 6a(10), 6b(14), 7(1), 11(10), 11a(6), 18(1)	A97b, Sa13
<i>Philonthus concinnus</i> (GRAVENHORST, 1802)		C70, Sa13
<i>Philonthus corruscus</i> (GRAVENHORST, 1802)		Sa03
<i>Philonthus debilis</i> (GRAVENHORST, 1802)	9(1), 9a(28), 9b(4), 15(4), 17(3)	Sa03
<i>Philonthus discoideus</i> (GRAVENHORST, 1802)	17(2)	O87
<i>Philonthus heterodoxus</i> MULSANT & REY, 1876		C74
<i>Philonthus intermedius</i> (LACORDAIRE, 1835)	6a(1)	
<i>Philonthus juvenilis</i> PEYRON, 1858		C74
<i>Philonthus micans</i> (GRAVENHORST, 1802)	19(7), 19a(3)	Sa03
<i>Philonthus mimus</i> SMETANA, 1959		App, C70
<i>Philonthus nitidicollis</i> (LACORDAIRE, 1835)		App, Ho65
<i>Philonthus oblitus</i> JARRIGE, 1951		App
<i>Philonthus parvicornis</i> (GRAVENHORST, 1802)		Sa03
<i>Philonthus pseudovarians</i> STRAND, 1941		C74
<i>Philonthus rufimanus</i> HEER, 1839		C74
<i>Philonthus salinus</i> KIESENWETTER, 1844		App
<i>Philonthus umbratilis</i> (GRAVENHORST, 1802)	9(1), 9a(5), 9b(2), 17(3)	O87
<i>Quedius abietum</i> KIESENWETTER, 1858		A07d
<i>Quedius boops</i> (GRAVENHORST, 1802)	1(1), 2(1), 4(6), 5(32), 6(35), 6a(58), 6b(56), 7(14), 7a(30), 8a(1), 9b(1), 10(27), 11(2), 11a(10), 14(4), 18(13)	
<i>Quedius cinctus</i> (PAYKULL, 1790)		App
<i>Quedius hellenicus</i> ASSING, 2017	4(1), 5(1), 6(33), 6a(22), 6b(4), 7(1), 7a(2), 8 <sup>1</sup> , 8a <sup>1</sup> , 8b <sup>1</sup> , 11(1), 11a(1)	A17d
<i>Quedius incensus</i> SMETANA, 1959	9a(1)	C70
<i>Quedius lateralis</i> (GRAVENHORST, 1802)	1(1), 5(2), 7a(3), 11(2), 11a(2)	Sa13
<i>Quedius levicollis</i> (BRULLÉ, 1832)	4(2), 5(2), 6b(1), 7 <sup>o</sup> (1), 10(1)	
<i>Quedius meridiocarpaticus</i> SMETANA, 1958		App, Ko62, O87 <sup>22</sup> , Sa03 <sup>22</sup>
<i>Quedius nemoralis</i> BAUDI DI SELVE, 1848	4(8), 5(32), 6(4), 6a(7), 6b(2), 7(68), 7a(174), 10(9), 11(10), 11a(28), 14(4), 17(1), 18(8)	
<i>Quedius nivicola</i> KIESENWETTER, 1958	4(1), 6(1), 6a(2), 7a(1), 8b(1), 17(1)	F68, Sa03, Sa13

Species	Localities/samples	Previous Records
<i>Quedius picipes</i> (MANNERHEIM, 1830)		Mm30, Sa03
<i>Quedius scintillans</i> (GRAVENHORST, 1806)	5(1)	App, Sa13
<i>Quedius semiaeneus</i> (STEPHENS, 1833)		App, Sa03, Sa13
<i>Quedius semiobscurus</i> (MARSHAM, 1802)	5(3), 6a(2), 6b(2), 10(2)	App
<i>Quedius suturalis</i> KIESENWETTER, 1845	9a(8), 12(1), 12a(2), 17a(2)	
<i>Quedius umbrinus</i> ERICHSON, 1839	9a(20), 9b(4), 12(1), 12a(15), 17(8), 17a(5)	C70, Sa03, Sa13
<i>Remus filum</i> (KIESENWETTER, 1849)		App, Sa03
<i>Remus sericeus</i> HOLME, 1837		App, Sa03
<i>Stenistoderus cephalotes</i> (KRAATZ, 1858)		Bo07, Sa03, Sz58
<i>Stenistoderus nothus</i> (ERICHSON, 1839)		App, Sa03
<i>Tasgius arrowi</i> (J. MÜLLER, 1932)		Mü32
<i>Tasgius globulifer globulifer</i> (GEOFFROY, 1785) <sup>6</sup>		Sa03
<i>Tasgius morsitans</i> (ROSSI, 1790)	6b(1), 11a(1)	Sa13
<i>Tasgius winkleri</i> (BERNHAEUER, 1906)		Br06
<i>Xantholinus graecus</i> KRAATZ, 1858	9a(6), 9b(6), 15(4), 17(3), 17a(5)	A07a, A08c, Bo75, Bo76a, Bo76b, Bo07, Sa03, Sz58
<i>Xantholinus nicolasi</i> COIFFAIT, 1972		A06a, Bo75, Bo90, Bo07, Bo14
<i>Xantholinus rufipennis</i> ERICHSON, 1839		App, Bo76a, Bo14, Sa03

## Notes on some species

### *Aleochara funebris* WOLLASTON, 1864

This widespread and common species is distributed across the Palaearctic region and has also been recorded from the Oriental region (SCHÜLKE & SMETANA 2015). Remarkably, it was previously unknown from Greece.

### *Aloconota coulsoni* (LAST, 1952)

The specimen recorded from Corfu (see checklist) was identified by Jürgen Vogel and represents the first record from Greece and the Balkans. *Aloconota coulsoni*, a rarely collected species, was previously known only from scattered localities in North Europe, the British Isles, and Central Europe (SCHÜLKE & SMETANA 2015).

### *Atheta fimorum* (BRISOUT DE BARNEVILLE, 1860)

Although widespread and not uncommon in the Mediterranean region, *A. fimorum* had not been reported from Greece (SCHÜLKE & SMETANA 2015).

### *Atheta flavipes* (HOCHHUTH, 1860)

Records of this species are rare. In the Balkans, it was previously known only from Croatia and Serbia and Montenegro (SCHÜLKE & SMETANA 2015). The mate-

rial from Corfu, in total 76 specimens, was exclusively collected with a car-net and represents the first records from Greece.

### *Atheta fussi* BERNHAEUER, 1908

This species, too, has been collected only on rare occasions. In the Balkans, it had been recorded only from Croatia (SCHÜLKE & SMETANA 2015). The material from Corfu was exclusively collected with a car-net and represents the first records from Greece.

### *Atheta luridipennis* (MANNERHEIM, 1830)

*Atheta luridipennis* is widespread and not uncommon across the West Palaearctic region and even adventive in North America, but had not been reported from Greece.

### *Atheta testaceipes* (HEER, 1839)

Although widespread and not uncommon in the Mediterranean region, this close relative of *A. flavipes* is not listed for Greece in SCHÜLKE & SMETANA (2015).

*Diestota guadalupensis* PACE, 1987

Originally described from the Neotropics, *D. guadalupensis* is now adventive in Europe and had been reported from Italy, Spain, and Israel (ASSING 2010c, 2014a). The specimens from Corfu were collected with a car-net and sifted from rotting opuntia; they represent the first records from Greece.

*Gyrophaena joyi* WENDELER, 1924

According to SCHÜLKE & SMETANA (2015), this widespread fungicolous species was previously unknown from Greece.

*Hydrosmecta fragilis* (KRAATZ, 1854)

In the Balkans, this widespread, but rarely collected species was previously known only from Croatia. The specimens from Corfu were exclusively collected with a car-net.

*Oligocharina corcyrica* SCHEERPELTZ, 1929

At present, only the holotype of *O. corcyrica*, a flightless species and the sole representative of the genus, is known. This, as well as the fact that there is no close relative in all of the Palaearctic region (holotype of *O. corcyrica* re-examined) casts some doubt on the correctness of the type locality. It does not seem unlikely that the holotype was mislabelled and originated from another zoogeographic region.

*Oligota granaria* ERICHSON, 1837

The specimens from Corfu represent the first record of this widespread species from the Balkans and from Greece.

*Oligota picipes* (STEPHENS, 1832)

**Additional material examined: Italy:** 5 ♂♂, Basilicata, Pignola, Ris. WWF L. Pignola (PZ), 700 m, 27.X.1995, leg. Angelini (cAss).

SCHÜLKE & SMETANA (2015) list *O. picipes* only for Denmark, Great Britain, and Germany. The male from Corfu (see checklist) and the above specimens from Basilicata represent the first records from Greece and Italy, respectively.

*Taxicera sericophila* (BAUDI DI SELVE, 1870)

This species is distributed in South and Central Europe. In the Balkans, it was previously known only from Croatia. Records of this species from Greece have not been published, but the first author has examined numerous specimens collected with subterranean pitfall traps in

mainland Greece. The specimen from Corfu represents the first published record from Greece.

*Thecturota marchii* (DODERO, 1922)

This widespread species is commonly collected with car-nets, but had not been reported from Greece.

*Anotylus speculifrons* (KRAATZ, 1857)

*Anotylus speculifrons* had been confounded with the similar *Anotylus clypeonitens* until the distribution of both species was revised by SCHÜLKE (2012b). According to this revision, *A. speculifrons* has an Atlanto-Mediterranean distribution extending eastwards to South Italy (Puglia). The specimens from Corfu represent the first records from Greece and the Balkan Peninsula.

*Carpelimus punctatellus* (ERICHSON, 1840)

*Carpelimus punctatellus* is widespread in the West Palaearctic region eastwards to Middle Asia. In the Balkans, this rare species was previously known only from Bosnia-Herzegovina (SCHÜLKE & SMETANA 2015).

*Lithocharis ochracea* (GRAVENHORST, 1802)

The confirmed distribution of *L. ochracea* ranges from West Europe eastwards to Middle Asia (ASSING 2015c). The specimen from Corfu represents the first record from Greece.

*Medon apicalis* (KRAATZ, 1857)

The expansive Atlanto-Mediterranean distribution ranges from the Atlantic Islands and the West Mediterranean east- and southeastwards to Azerbaijan and the northern Balkans (ASSING 2006b, SCHÜLKE & SMETANA 2015). The species is mostly recorded with car-nets and window traps. The specimens from Corfu represent the first records from Greece. They were exclusively collected with a car-net.

Additional records

*Brachygluta abrupta* DODERO, 1919

**Material examined: Greece: Corfu:** 1 ex., Kérkyra env., 12.VI.1974, leg. Brachat (cBra).

*Bryaxis convexus* (KIESENWETTER, 1858)

**Material examined: Greece: Corfu:** 15 exs., Gastouri env., 31.V.–12.VI.1976, leg. Brachat (cBra).

*Bryaxis corcyreus* (REITTER, 1884)

**Material examined:** Greece: Corfu: 24 exs., Gastouri env., 31.V.–12.VI.1976, leg. Brachat (cBra).

*Euplectus verticalis* REITTER, 1884

**Material examined:** Greece: Corfu: 2 exs., Argirades env., 3.VI.1976, leg. Brachat (cBra).

*Trimium expandum* REITTER, 1884

**Material examined:** Greece: Corfu: 14 exs., Gastouri env., 31.V.–12.VI.1976, leg. Brachat (cBra).

*Lamprinus erythropterus* (PANZER, 1796)

**Material examined:** Greece: Corfu: 1 ♂ [det. Wunderle], Acharavi, 20–25.X.1991, leg. Katschak (cWun).

*Mycetoporus ambiguus* LUZE, 1901

**Material examined:** Greece: Corfu: 2 exs., Kilada Ropa, leg. Woerz (NHMW, cSch); 5 exs., Agios Mattheos, 1905, leg. Leonhard (NHMW, cSch); 1 ex., Ipsos, 16.IV.1932, leg. Beier (NHMW); 4 exs., locality not specified, leg. Moczarski, Brenske, Hummler (MNB, NHMW).

*Mycetoporus clavicornis* (STEPHENS, 1832)

**Material examined:** Greece: Corfu: 2 exs., locality not specified, leg. Reitter, etc. (NHMW).

*Mycetoporus ignidorsum* EPPELSHEIM, 1880

**Material examined:** Greece: Corfu: 20 exs., Kilada Ropa, leg. Leonhard, Winkler, Woertz, etc. (MHNG, NHMW, cSch); 5 exs., Agios Mattheos, leg. Leonhard, etc. (NHMW, cSch); 8 exs., locality not specified, leg. Leonhard, Moczarski, Schmidt, Winkler (NHMW, MHNG).

*Mycetoporus imperialis* BERNHAUER, 1902

**Material examined:** Greece: Corfu: 1 ex., Petaleia, Pantokrator, 39°45'N, 19°52'E, 13.VI.2014, forest steppe, detritus under *Quercus*, leg. Mantič (cMan).

*Mycetoporus longulus* MANNERHEIM, 1830

**Material examined:** Greece: Corfu: 1 ex., locality not specified, leg. Reitter (SMTD).

*Mycetoporus reichei* (PANDELLÉ, 1869)

**Material examined:** Greece: Corfu: 1 ex., Karos, beach, 22.X.1987 (cAss); 9 exs., Kilada Ropa, leg. Leonhard, Woertz, etc. (NHMW, SDEI); 4 exs., Agios Mattheos, leg.

Leonhard, etc. (MHNG, NHMW, cSch); 1 ex., Glifada, chicken manure, 2.XI.1972, leg. Benick (MNB); 1 ex., Pantokrator, leg. Sahlberg (FMNH); 16 exs., locality not specified, leg. Moczarski, Paganetti, Reitter, Sahlberg, Schmidt, Winkler (FMNH, MKB, MHNG, MNB, NHMW, NMP, cSch).

*Parabolitobius inclinans* (GRAVENHORST, 1806)

**Material examined:** Greece: Corfu: 1 ex., Agios Mattheos, leg. Stolz (NHMB); 1 ex., locality not specified, 1000 m (sic), VIII.1955 (MHNP).

*Tachyporus abner* SAULCY, 1865

**Material examined:** Greece: Corfu: 1 ex., locality not specified, leg. Reitter (NHMW).

*Tachyporus assingi* SCHÜLKE, 1997

**Material examined:** Greece: Corfu: 7 exs., Petaleia, Pantokrator, 39°45'N, 19°52'E, 13.VI.2014, forest steppe, oak litter, leg. Mantič (cMan, cSch).

*Tachyporus caucasicus* KOLENATI, 1846

**Material examined:** Greece: Corfu: 1 ex., Agii Deka (NHMW); 1 ex., Potamos, 1.IV.1929, leg. Beier (NHMW); 2 exs., Kilada Ropa, leg. Woerz (NHMW); 4 exs., Kanoni, leg. Woerz (NHMW); 1 ex., “Lagune” [Lake Korission?] (FMNH); 50 exs., locality not specified, leg. Hetschko, Kramer, Melichar, Moczarski, Paganetti, Reitter (FMNH, MNB, NHMW, cSch).

*Tachyporus solutus* ERICHSON, 1839

**Material examined:** Greece: Corfu: 1 ex., “Lagune” [Lake Korission?], 1905, leg. Leonhard (FMNH).

*Aleochara albopila* (MULSANT & REY, 1852)

**Material examined:** Greece: Corfu: 1 ♀ [det. Wunderle], Lake Korission near Linia, 29.IX.1994, leg. Wunderle (cWun).

*Bledius minor minor* MULSANT & REY, 1878

**Material examined:** Greece: Corfu: 7 exs. [det. Schülke & Feldmann), N Roda, Astrakeri beach, 39°47'N, 19°45'E, 1–15.VII.2008, leg. Feldmann (cFel, MNB).

According to SCHÜLKE & SMETANA (2015), *B. minor* is represented in the Mediterranean region by two subspecies, *B. minor minor* (previously recorded from Albania, Croatia, France, and Italy) and *B. minor doderoi* BONDROIT, 1912 (known from Italy and Greece). Thus, the above specimens would represent the first records of

*B. minor minor* from Greece. The general distribution pattern of the two subspecies, however, appears rather implausible.

*Bledius tristis* AUBÉ, 1843

**Material examined:** Greece: Corfu: 9 exs. [det. Schülke & Feldmann), Prasoudia beach, 38°29'N, 19°52'E, 1.VII.2007, leg. Feldmann (cFel, MNB).

According to SCHÜLKE & SMETANA (2015), *B. tristis* is represented in the Mediterranean region by six subspecies, *B. tristis tristis* (Sicily, North Africa), *B. tristis atlanticus* KOCH, 1938 (France), *B. tristis albanicus* HERMAN, 1986 (Albania), *B. tristis brevicollis* MULSANT & REY, 1861 (France), *B. tristis minarzi* BERNHAUER, 1929 (Iberian Peninsula, Italy, Corsica), and *B. tristis normandi* KOCH, 1938 (Tunisia). Again, this subspecific concept appears rather implausible in a zoogeographic context. The material listed above represents the first record of *B. tristis* from Greece.

*Bledius verres* ERICHSON, 1840

**Material examined:** Greece: Corfu: 9 exs. [det. Schülke & Feldmann), N Roda, Astrakeri beach, 39°47'N, 19°45'E, 1–15.VII.2008, leg. Feldmann (cFel, MNB).

*Stenus annulipes* HEER, 1839

**Material examined:** Greece: Corfu: 1 ♂ [det. Puthz], Potamos, V.1954, leg. Palm (ZML); 1 ♀ [det. Puthz], locality not specified, leg. Formanek (NMP).

*Stenus butrintensis* SMETANA, 1959

**Material examined:** Greece: Corfu: 4 ♂♂, 4 ♀♀ [det. Puthz], Kilada Ropa (NHMW).

*Stenus circularis* GRAVENHORST, 1802

**Material examined:** Greece: Corfu: 1 ♂ [det. Puthz], locality not specified, leg. Paganetti (HNHM).

*Stenus cribratus* KIESENWETTER, 1850

**Material examined:** Greece: Corfu: 1 ♀ [det. Puthz], locality not specified, leg. Winkler (UMJG).

*Stenus intermedius* REY, 1884

**Material examined:** Greece: Corfu: 3 ♂♂, 2 ♀♀ [det. Puthz], Korission, X.1964, leg. Palm (MZL).

*Stenus picipes picipes* STEPHENS, 1833

**Material examined:** Greece: Corfu: 3 ♂♂, 1 ♀ [det. Puthz], Kérkyra, V.1964, leg. Palm (MZL); 1 ♂ [det.

Puthz], Messongi, V.1964, leg. Palm (MZL); 2 ♂♂, 1 ♀ [det. Puthz], Temploni, V.1964, leg. Palm (MZL); 1 ♀ [det. Puthz], locality not specified, leg. Sahlberg (IRSNB).

*Stenus planifrons planifrons* REY, 1884

**Material examined:** Greece: Corfu: 4 ♂♂, 4 ♀♀ [det. Wunderle], Lake Korission near Linia, 29.IX.1994, leg. Wunderle (cWun).

*Stenus subaeneus* ERICHSON, 1840

**Material examined:** Greece: Corfu: 1 ♂, 5 ♀♀ [det. Puthz], locality not specified, V.1964, leg. Palm (MZL); 1 ex. [det. Puthz], Kilada Ropa, leg. Winkler (FMNH); 1 ♂, 1 ♀ [det. Wunderle], Pantokrator, maple litter sifted, 750 m, 26.IX.1994, leg. Wunderle (cWun); 1 ♂, 1 ♀ [det. Wunderle], same data, but beech litter sifted (cWun).

*Cephennium jonicum jonicum* HOLDHAUS, 1908

**Material examined:** Greece: Corfu: 2 ♂♂, 4 exs., Gastouri env., 31.V.–12.VI.1976, leg. Brachat (cMey).

*Chevrolatia egregia* REITTER, 1881

**Material examined:** Greece: Corfu: 1 ♂ [det. Besuchet], Gastouri env., 31.V.–12.VI.1976, leg. Brachat (cMey).

*Chevrolatia franzi* OROUSSET, 2008

**Material examined:** Greece: Corfu: 1 ♂, Ermones/Ropa env., 10.VI.1976, leg. Brachat (cMey).

*Euconnus intrusus intrusus* (SCHAUM, 1844)

**Material examined:** Greece: Corfu: 1 ♀, Ermones/Ropa env., 10.VI.1976, leg. Brachat (cMey); 1 ♀, Kérkira env., 12.VI.1976, leg. Brachat (cMey).

*Euconnus marthae* REITTER, 1884

**Material examined:** Greece: Corfu: 1 ♂, 1 ♀, Gastouri env., 31.V.–12.VI.1976, leg. Brachat (cMey).

*Euconnus wetterhallii* (GYLLENHAL, 1813)

**Material examined:** Greece: Corfu: 1 ex., Ermones/Ropa env., 10.VI.1976, leg. Brachat (cMey).

*Eutheia formicetorum* REITTER, 1882

**Material examined:** Greece: Corfu: 1 ♂, 1 ♀, Ermones env., 10.VI.1976, leg. Brachat (cMey); 1 ex., Argirades env., 3.VI.1976, leg. Brachat (cMey).

*Eutheia* spec. nov.

**Material examined:** Greece: Corfu: 1 ♂, Korfu env., 12.VI.1976, leg. Brachat (cMey).

*Scydmorephes profanus* (REITTER, 1884)

**Material examined:** Greece: Corfu: 2 ♂♂, 1 ♀, Ermones env., 10.VI.1976, leg. Brachat (cMey); 1 ex., Argirades env., 3.VI.1976, leg. Brachat (cMey).

*Stenichnus corcyreus* (REITTER, 1884)

**Material examined:** Greece: Corfu: 3 ♀♀, Gastouri env., 31.V.–12.VI.1976, leg. Brachat (cMey).

*Stenichnus pelliceus* HOLDHAUS, 1908

**Material examined:** Greece: Corfu: 1 ♂, 2 ♀♀, Gastouri env., 31.V.–12.VI.1976, leg. Brachat (cMey).

*Stenichnus pusillus jonicus* FRANZ, 1972

**Material examined:** Greece: Corfu: 2 ♂♂, 1 ♀, Ermones/Ropa env., 10.VI.1976, leg. Brachat (cMey).

*Astenus bimaculatus bimaculatus* (ERICHSON, 1840)

**Material examined:** Greece: Corfu: 2 ♂♂, Acharavi, 20–25.X.1991, leg. Katschak (cWun).

*Astenus immaculatus* STEPHENS, 1833

**Material examined:** Greece: Corfu: 2 ♀♀, Acharavi, 20–25.X.1991, leg. Katschak (cWun).

*Astenus lyonessius* (GRAVENHORST, 1806)

**Material examined:** Greece: Corfu: 2 ♂♂, Acharavi, 20–25.X.1991, leg. Katschak (cWun).

*Astenus pallidulus* (WOLLASTON, 1864)

**Material examined:** Greece: Corfu: 1 ♂, Acharavi, 20–25.X.1991, leg. Katschak (cWun).

*Astenus pallidulus*, a rare species, was originally described from the Canary Islands and subsequently recorded also from Spain, Italy, and Morocco (ASSING 2008c). The above male represents the first record from Greece.

*Astenus procerus* (GRAVENHORST, 1806)

**Material examined:** Greece: Corfu: 2 exs., Acharavi, 20–25.X.1991, leg. Katschak (cWun).

*Paederus littoralis* GRAVENHORST, 1802

**Material examined:** Greece: Corfu: 3 exs., Acharavi, 20–25.X.1991, leg. Katschak (cWun); 3 exs., Kérkyra, 17.X.1987 (cAss); 4 ♂♂, 4 ♀♀, locality not specified, leg. Reitter, Sahlberg, von Oertzen, etc. (NHMW).

*Cafius cicatricosus* (ERICHSON, 1840)

**Material examined:** Greece: Corfu: 1 ♂ [det. Wunderle], NE Kalami, beach, sea weed, 26.IX.1994, leg. Wunderle (cWun).

This species has been recorded from scattered localities at the coasts of the Atlantic Ocean, the Mediterranean Sea, and the Black Sea. The above specimen represents the first record from Greece.

*Gabrius graecus* BORDONI, 1994

**Material examined:** Greece: Corfu: 4 ♂♂, 12 ♀♀ [det. Wunderle], Lake Korission near Linia, 29.IX.1994, leg. Wunderle (cWun).

*Heterothops binotatus* (GRAVENHORST, 1802)

**Material examined:** Greece: Corfu: 2 ♂♂ [det. Wunderle], NE Kalami, beach, sea weed, 26.IX.1994, leg. Wunderle (cWun).

*Milichilinus decorus* (ERICHSON, 1839)

**Material examined:** Greece: Corfu: 1 ♂, 1 ♀ [det. Wunderle], Arkadades, 300 m, leaf litter sifted, 24.IX.1994, leg. Wunderle (cWun).

*Ocypus nitens nitens* (SCHRANK, 1781)

**Material examined:** Greece: Corfu: 1 ♂ [det. Wunderle], Pantokrator, maple litter sifted, 750 m, 26.IX.1994, leg. Wunderle (cWun).

*Philonthus mimos* SMETANA, 1959

**Material examined:** Greece: Corfu: 1 ♂ [det. Wunderle], Lake Korission near Linia, 29.IX.1994, leg. Wunderle (cWun).

*Philonthus nitidicollis* (LACORDAIRE, 1835)

**Material examined:** Greece: Corfu: 1 ♂ [det. Wunderle], Pantokrator, maple litter sifted, 750 m, 26.IX.1994, leg. Wunderle (cWun).

*Philonthus oblitus* JARRIGE, 1951

**Material examined:** Greece: Corfu: 1 ♂ [det. Wunderle], Acharavi, 20–25.X.1991, leg. Katschak (cWun).

*Philonthus salinus* KIESENWETTER, 1844

**Material examined:** Greece: Corfu: 1 ♂, 2 ♀♀ [det. Wunderle], Lake Korission near Linia, 29.IX.1994, leg. Wunderle (cWun).

*Quedius cinctus* (PAYKULL, 1790)

**Material examined:** Greece: Corfu: 1 ex. [det. Wunderle], Acharavi, 20–25.X.1991, leg. Katschak (cWun).

*Quedius meridiocarpaticus* SMETANA, 1958

**Material examined:** Greece: Corfu: 4 exs. [det. Wunderle], Acharavi, 20–25.X.1991, leg. Katschak (cWun).

*Quedius scintillans* (GRAVENHORST, 1806)

**Material examined:** Greece: Corfu: 4 exs. [det. Wunderle], Pantokrator, beech litter sifted, 750 m, 26.IX.1994, leg. Wunderle (cWun).

*Quedius semiaeneus* (STEPHENS, 1833)

**Material examined:** Greece: Corfu: 41 exs. [det. Wunderle], Pantokrator, maple litter sifted, 750 m, 26.IX.1994, leg. Wunderle (cWun); 12 exs. [det. Wunderle], same data, but beech litter sifted (cWun).

*Quedius semiobscurus* (MARSHAM, 1802)

**Material examined:** Greece: Corfu: 2 ♂♂ [det. Wunderle], Pantokrator, maple litter sifted, 750 m, 26.IX.1994, leg. Wunderle (cWun).

*Remus sericeus* HOLME, 1837

**Material examined:** Greece: Corfu: 1 ♂, 1 ♀ [det. Wunderle], NE Kalami, beach, sea weed, 26.IX.1994, leg. Wunderle (cWun).

*Remus filum* (KIESENWETTER, 1849)

**Material examined:** Greece: Corfu: 1 ex. [det. Feldmann), Agios Spiridonas, beach, 39°49'N, 19°52'E, 1–15.VII.2008, leg. Feldmann (cFel).

*Stenistoderus nothus* (ERICHSON, 1839)

**Material examined:** Greece: Corfu: 1 ♂ [det. Wunderle], Acharavi, 20–25.X.1991, leg. Katschak (cWun).

*Tasgius morsitans* (ROSSI, 1790)

**Material examined:** Greece: Corfu: 1 ♀, Acharavi, 20–25.X.1991, leg. Katschak (cWun).

*Xantholinus rufipennis* ERICHSON, 1839

**Material examined:** Greece: Corfu: 3 ♂♂, 3 ♀♀ [det. Wunderle], Acharavi, 20–25.X.1991, leg. Katschak (cWun).

New synonymies and a revalidation

Several species have been described from Corfu and never found elsewhere, partly they have not even been recorded again from Corfu. This would not be unusual for inconspicuous wingless species. However, some of them belong to genera that include widespread and actively flying species living in temporary habitats. In such cases, endemism can be ruled out, especially considering the geographic situation and the geological history of Corfu. Aside from the names treated below, this applies also to two species of *Carpelimus* LEACH, 1819, *C. reitteri* KLIMA, 1904 and *C. corfuensis* GILDENKOV, 2004, whose identities can only be clarified based on an examination of the male sexual characters.

*Euplectus jonicus* MEGGIOLARO, 1966, revalidated

*Euplectus jonicus jonicus* MEGGIOLARO, 1966: 163 ff.  
*Euplectus jonicus corcyreus* MEGGIOLARO, 1966: 165 f.; **syn. nov.**

*Euplectus jonicus jonicus* was described based on a male holotype and a female allotype from “Cefalonia”, *E. jonicus corcyreus* based on a unique female holotype from “Corfù presso Karoussadek” (MEGGIOLARO 1966). Without further explanations, BESUCHET (2004) synonymized *E. jonicus jonicus* with *E. corcyreus*. This synonymy, however, is invalid, since *E. jonicus* has priority over *E. corcyreus* (ICZN 1999). In order to meet the requirements of the Code, the synonymy is corrected (reversed) as indicated above.

*Mycetoporus punctipennis* SCRIBA, 1868

*Mycetoporus insulanus* LUZE, 1901: 693; **syn. nov.**

*Mycetoporus insulanus* was described based on a male holotype labelled “Corfu Reitter / *insulanus* m. det. Luze / TYPUS / *insulanus* / Holotypus ♂ *Mycetoporus insulanus* Luze / *Mycetoporus punctipennis* Scriba det. M. Schülke 2017” deposited in the collections of the NHMW. The holotype had been examined and dissected by M. Kocian (Prague). The internal structures of the aedeagus are identical to those of *Mycetoporus punctipennis*, a widespread Ponto-Mediterranean species with pronounced variability of elytral length, elytral chaetotaxy, and microsculpture. Therefore, *M. insulanus* is synonymized with *M. punctipennis*.



*Anotylus tetracarinatus* (BLOCK, 1799)*Oxytelus* (*Anotylus*) *corcyranus* COIFFAIT, 1968: 95 f.; **syn. nov.**

According to the original description, which is based on a unique male from “Corfou, Route de Kerkyra à Paléokastritsa, à 15 km de Kerkyra”, *Anotylus corcyranus* is similar to the species of the *A. tetracarinatus* group, but distinguished “par ses antennes plus longues e plus grêles ansi que par les caractères sexuels secondaires du mâle tout différents” (COIFFAIT 1968). The species has never been recorded since and is currently known only from Corfu (HERMAN 2001, SCHÜLKE & SMETANA 2015). Since West Palaearctic *Anotylus* species are generally widespread and active dispersers, the presence of an endemic species in Corfu can be ruled out. Owing to the current restrictive loan policy of the natural history museum in Paris, where the Coiffait collection is deposited, the holotype of *A. corcyranus* is inaccessible for scientific study (TAGHAVIAN, e-mail 9 October, 2017). However, according to the illustrations and description provided by COIFFAIT (1968), the male sternite VIII and the aedeagus of the holotype of *A. corcyranus* agree with those of *A. tetracarinatus*, a common species in Corfu; for comparison see figures 106i, m in SCHÜLKE (2012a). In consequence, *A. corcyranus* is placed in synonymy with *A. tetracarinatus*.

*Bledius corniger* ROSENHAUER, 1856*Bledius bubalus* GISTEL, 1857: 18; **syn. nov.**

The original description of *B. bubalus*, which is based on an unspecified number of syntypes from “Corfu” (GISTEL 1857), is nearly devoid of information. GISTEL (1857) merely states that the head has three horns (“Kopf mit drei Hörnern, von denen das mittlere das längste”) and that the species is otherwise similar to his interpretation of *B. crassicollis* LACORDAIRE, 1835.

Previous attempts at finding type material in the Gistel collection, which is supposedly deposited in the Zoologische Staatssammlung München, have not been successful (e.g., ASSING 2008c). *Bledius bubalus* has never been recorded since the original description and is currently listed only for Corfu (HERMAN 2001, SCHÜLKE & SMETANA 2015). However, *Bledius* species are generally more or less widespread, so that the possibility that there is an endemic species in Corfu can be ruled out. There is no West Palaearctic *Bledius* species with three horns on the head, so Gistel evidently misinterpreted the anterior process of the pronotum as originating from the head. Four species with two horn-like processes on the head and a long horn-shaped process of the pronotum are known from Corfu: *B. spectabilis*, *B. frisius*, *B. furcatus*, and *B. corniger*. Only *B. corniger* is of similar size as *B. crassicollis*, whereas the other three species are distinctly larger. Therefore, *B. bubalus* is synonymized with *B. corniger*.

*Paederus littoralis* GRAVENHORST, 1802*Paederus pelikani* REITTER, 1884b: 44 f.; **syn. nov.**

In the original description of *P. pelikani*, which is based on an unspecified number of syntypes from Corfu, REITTER (1884b) compares the species with *P. (Harpopaederus) baudii* FAIRMAIRE, 1860 and *P. (H.) brevipennis* LACORDAIRE, 1835. Based on a study of “le type et und série de paratypes” [sic], COIFFAIT (1982) provides a short redescription and illustrations of the aedeagus. In contrast to REITTER (1884b), however, he states that *P. pelikani* is closely allied to *P. littoralis*, a species currently assigned to the subgenus *Poederomorpha* GAUTIER DES COTTES, 1862 (SCHÜLKE & SMETANA 2015). According to COIFFAIT (1982), *P. pelikani* is distinguished from *P. littoralis* only by shorter elytra of more trapezoid shape and by the apically truncate dorsal plate of the aedeagus, and it replaces *P. littoralis* in the Ionian Islands and is also found in Albania and the Pelopónnisos.

A study of material of *P. littoralis* and *P. pelikani* from Corfu, mainland Greece (from the north southwards to the Pelopónnisos), the Aegean Islands, Albania, and various other regions (Spain, Italy, France, Germany, Austria, Hungary, Slovakia, Slovenia, Serbia, Turkey (numerous localities across the whole country), Israel, Georgia, Armenia, Azerbaijan, and Russia revealed considerable variation in elytral length and shape, as well as in other external characters. The specimens from Corfu and Albania are indeed at the lower end of the range of elytral length, and their elytra are of more trapezoid shape than those of material seen from other regions. On the other hand, intermediate conditions were observed in populations from the Pelopónnisos and Turkey. Moreover, significant differences in the morphology of the aedeagus were not found. There is, however, some variation in the shapes of the dorso-apical structures (the pair of sclerotized hook-shaped structures best visible in lateral view). They are stout and more or less distinctly angled (lateral view) in material from Corfu, stout and smoothly curved in material from the Caucasus region (Georgia, Armenia, Azerbaijan, Russia, East and Northeast Anatolia (Erzurum, Van), and slender and smoothly curved in other regions. Intermediate forms were observed in material from the Pelopónnisos and from southwestern Anatolia (Antalya). These observations suggest that the variation is somewhat clinal, but unlikely to represent interspecific variation. There are numerous other examples of deviant elytral length in island populations (e.g., *Othius lapidicola* (ASSING 1997b)) and of variation of aedeagal shape (e.g., species of *Leptobium* CASEY, 1905 (ASSING 2005)). Therefore, based on currently available evidence, the populations from Corfu are regarded as conspecific with *P. littoralis*. Hence the synonymy proposed above.

*Leptacinus batychrus* (GYLLENHAL, 1827)*Phacophallus corcyranus* BORDONI, 2017: 225 f.; **syn. nov.**

In the original description of *P. corcyranus*, which is based on a unique male holotype from “Corfu, Dassia”, BORDONI (2017) states that the species differs from other *Phacophallus* species by “the narrow body, the dorsal series of the pronotum and especially for the inner sac of the aedeagus”.

First, the presence of an endemic species of *Phacophallus* COIFFAIT, 1956, whose species are mostly widespread and active dispersers by flight, can be ruled out. Second, the morphological characters specified in the original description indeed do not seem to be compatible with *Phacophallus*. Third, and most importantly, the internal structures of the aedeagus, which are emphasized by BORDONI (2017) as being so distinctive, are identical to those of *Leptacinus batychrus*, a rather common species in Corfu. Since other morphological characters indicated by BORDONI (2017) are in agreement with those of *L. batychrus*, too, there is little doubt that the male BORDONI (2017) described as *Phacophallus corcyranus* is in fact *L. batychrus*. When dissecting the aedeagus, BORDONI evidently lost (tore off?) the parameres so that the male primary sexual characters seemed to be those of *Phacophallus*. In consequence, *P. corcyranus* is placed in synonymy with *L. batychrus*.

## Descriptions of new species and redescription

VOLKER ASSING

*Borboropora corcyrana* ASSING spec. nov.

urn:lsid:zoobank.org:act:8D35093D-8EBF-4E9C-9876-AB758F4FC973

(Figs 1–7)

**Type material:** Holotype ♂: “GREECE: Corfu [17a], NW Zigos, 39°44'N, 19°48'E, 280–310 m, car-net, 4.VI.2017, leg. Schülke & Assing / Holotypus ♂ *Borboropora corcyrana* sp. n. det. V. Assing 2017” (cAss). Paratype ♀: “Greece: Kérkyra, Kilada Ropa, 39°40–41'N, 19°47–58'E, 70 m, forest track, car-net, 5.VI.2017, Schülke & Assing [KOR17-09b]” (cSch).

**Etymology:** The specific epithet is an adjective derived from Corcyra, the Roman name for Corfu.

**Description:** Body length 2.4–2.8 mm; length of forebody 1.20–1.45 mm. Coloration: head black; pronotum dark-brown to blackish-brown; elytra yellowish-brown to brown; abdomen dark-brown to blackish-brown, with the posterior margins of the segments paler; legs dark-yellowish to reddish; antennae dark-brown to blackish-brown; maxillary palpi brown, with the apical palpomere yellow.

Head (Figs 1–3) 1.08–1.11 times as broad as long; posterior margin distinctly concave; vertex with sharp median sulcus; punctation distinct, coarse and dense anteriorly, gradually becoming finer and less dense towards posterior constriction; interstices without microsculpture. Eyes shorter than postocular region in dorsal view. Antenna incrassate apically; antennomere IV weakly transverse; antennomeres V–X increasingly transverse and of gradually increasing width; antennomere X approximately twice as broad as long.

Pronotum (Fig. 1) small and narrow in relation to head, 0.83–0.85 times as broad as head; midline with very fine and indistinct median sulcus; near posterior margin with a small median impression of variable shape; punctation variable, very fine to distinct; interstices without microsculpture.

Elytra (Fig. 1) 0.87–0.89 times as long as pronotum; punctation rather dense and fine; interstices with or without indistinct traces of microsculpture. Hind wings fully developed.

Abdomen narrower than elytra; punctation dense and distinct; interstices without microsculpture; posterior margin of tergite VII with palisade fringe; posterior margin of tergite VIII convex and pectinate (Fig. 4).

♂: sternite VIII with convex posterior margin; median lobe of aedeagus 0.25 mm long, shaped as in Figs 5–6.

♀: sternite VIII of similar shape as that of male; spermatheca (Fig. 7) minute, 0.12 mm long, and with very short capsule.

**Intraspecific variation:** The paratype is distinguished from the holotype by distinctly larger size, coarser and denser punctation of the head (Figs 2–3), and by slightly darker coloration. Since only two specimens are available, it is unknown whether these differences are an expression of a sexual dimorphism or non-sexual intraspecific variation.

**Comparative notes:** The genus *Borboropora* KRAATZ, 1862 was previously represented in the Palaearctic region by four species. *Borboropora corcyrana* is distinguished from the three previously known West Palaearctic species as follows:

from *B. kraatzi* FUSS, 1862 by a slightly smaller pronotum (in relation to the head), slightly finer punctation of the head, a posteriorly more strongly produced tergite VIII, and particularly by an aedeagus of completely different shape;

from *B. reitteri* (WEISE, 1877) by distinctly more transverse antennomeres IV–X, a larger head (in relation to pronotum), relatively smaller eyes, sparser punctation of the pronotum and the posterior portion of the head, longer and stouter modified setae at the posterior margin of tergite VIII, a smoothly convex posterior margin of sternite VIII, and by a much shorter spermatheca (male sexual characters of *B. reitteri* unknown);

from *B. myrmecophila* ASSING, 2009 by a more depressed head with a median sulcus (absent in *B. myrmecophila*), by differently shaped preapical antennomeres (*B. myrmecophila*: antennomeres VI–X of more conical shape), relatively smaller eyes, the punctuation of the head (*B. myrmecophila*: coarse everywhere, not denser anteriorly than posteriorly), shorter elytra (*B. myrmecophila*: elytra approximately as long as pronotum), denser punctuation of the posterior abdominal tergites, a posteriorly more strongly convexly produced tergite VIII with longer modified setae at the posterior margin, and by the completely different shape of the aedeagus (female sexual characters of *B. myrmecophila* unknown).

For illustrations of *B. reitteri* and *B. myrmecophila* see ASSING (2009g, h). The aedeagus of *B. kraatzi* is figured in Figs 8–9. *Borboropora indica* ASSING, 2015, the sole representative of the genus in the East Palaearctic region, is illustrated in ASSING (2015d).

**Distribution and natural history:** The type specimens were found in two localities in North Corfu. Since they were collected on the wing (with a car-net), the species is likely to be more widespread and present also in the close Albanian and Greek mainland. The type locality is a road along a stream valley with forest and arable land. The locality where the paratype was found is a forest track at the margin of a wetland with lakes and swamps.

### *Meotica parasita* MULSANT & REY, 1873

(Figs 10, 12–22)

**Type material examined:** Lectotype ♀ [dissected by J. Muona; antennae and posterior abdominal segments damaged]: “♂ / *Meotica parasita* M. & R., Lectotype ♀, Muona des. 1979 / Muona det. *Meotica parasita* M. & R.” (MHNL).

**Comment:** The original description is based on an unspecified number of syntypes from “le Bugey” (East France: Ain) (MULSANT & REY 1873). MUONA (1979) designated the sole syntype in the Rey collection as the lectotype. The lectotype, a somewhat damaged macropterous female, had been dissected by J. Muona.

The genus *Meotica* MULSANT & REY, 1873 is currently in a state of taxonomic confusion, with the vast majority of the names of doubtful status. According to preliminary studies of the type material of most of the valid names (ASSING & VOGEL in prep.), numerous names pend synonymization and the material from Corfu is conspecific with *M. parasita*, the type species of the genus. In order to facilitate recognition of this previously doubtful species, a full redescription is provided.

**Redescription:** Body length 1.7–2.3 mm; length of forebody 0.9–1.1 mm. Coloration: head blackish-brown to black; pronotum dark-brown; elytra brown; abdomen dark-brown to black, with the posterior portion of

segment VII and segments VIII–X reddish; legs yellow; antennae dark-yellowish to brown with the basal three antennomeres more or less distinctly paler; maxillary palpi yellowish to pale-brown, with the apical palpomere yellow.

Head (Fig. 10) approximately as broad as long; punctuation rather dense and extremely fine, practically invisible in the pronounced and rather coarse microsculpture even at high magnification. Eyes relatively large, approximately 0.7 times as long as distance from posterior margin of eye to posterior margin of head in dorsal view. Antenna incrassate apically; antennomere IV distinctly transverse; antennomeres V–X increasingly transverse and of gradually increasing width; antennomere X 2.5–3.0 times as broad as long.

Pronotum (Fig. 10) approximately 1.15 times as broad as long and 1.15 times as broad as head, broadest anteriorly; punctuation and microsculpture similar to those of head.

Elytra (Fig. 10) slightly longer than pronotum; punctuation dense and fine, but more distinct than that of head and pronotum. Hind wings fully developed.

Abdomen narrower than elytra; punctuation fine and dense; interstices with distinct microsculpture; posterior margin of tergite VII with palisade fringe; posterior margin of tergite VIII truncate, with weakly pronounced sexual dimorphism (Fig. 17, 19).

♂: sternite VIII (Fig. 18) short and strongly transverse, posterior margin truncate; median lobe of aedeagus 0.24–0.27 mm long, shaped as in Figs 12–16; apical lobe of paramere distinctly sclerotized, blackish.

♀: sternite VIII (Fig. 20) very weakly transverse, posterior margin convex, in the middle truncate or weakly concave; spermatheca (Figs 21–22) of simple shape, not distinctive.

**Comparative notes:** In external appearance (dark coloration, strongly incrassate antennae, long elytra), *M. parasita* resembles macropterous *M. exilis* (GRAVENHORST, 1806), in the shape of the median lobe of the aedeagus, it is most similar to *M. wunderlei* ASSING, 2013 (Turkey). *Meotica parasita* differs from both of these species by the shape of the median lobe of the aedeagus, from the former additionally by the shape of the spermatheca and from the latter by darker coloration, much larger eyes, the shape of the male sternite VIII (*M. wunderlei*: posterior margin convex), and the shape of the female sternite VIII (*M. wunderlei*: posterior margin distinctly broadly produced in the middle). For illustrations of *M. wunderlei* see ASSING (2013).

**Distribution and natural history:** Though currently known only from France and Corfu, this species is most likely widespread in South Europe. The specimens from Corfu were collected with a car-net in two localities.

*Ocypus (Matidus) corcyranus* ASSING spec. nov.

urn:lsid:zoobank.org:act:812099FA-F72A-41E5-B96B-258F8F48639A

(Figs 11, 23–25)

**Type material:** Holotype ♂: “GREECE: Corfu [6b], Pandokratoras, N-slope, 39°44'56"N, 19°52'18"E, 860 m, litter sifted, 3.VI.2017, V. Assing / Holotypus ♂ *Ocypus corcyranus* sp. n. det. V. Assing 2017” (cAss). Paratypes: 1 ♀: same data as holotype (cAss); 1 ♀: “GREECE: Corfu [7a], Pandokratoras, N-slope, 39°44'57"N, 19°52'12"E, 800 m, litter sifted, 4.VI.2017, V. Assing” (MNB); 1 ♀: “GREECE: Corfu [8a], Pandokratoras, summit, 39°44'54"N, 19°52'19"E, 905 m, monastery wall, 1.VI.2017, V. Assing” (NHMW); 1 ♀: “GREECE: Corfu [18], W Pandokratoras, 39°44'55"N, 19°51'26"E, 750 m, litter sifted, 4.VI.2017, V. Assing” (cAss); 1 ♂: “GR NO Korfu, Archaravi [recte: Acharavi], 20.–25.X.91 Katschak” (cWun).

**Etymology:** The specific epithet is an adjective derived from Corcyra (Latin: Corfu).

**Description:** Measurements (in mm) and ratios (n = 6): body length: 27.0–29.2; length of forebody: 13.7–16.1; head length (HL): 3.92–4.21; head width (HW): 4.90–5.49; length of pronotum (PL): 4.51–5.10; width of pronotum (PW): 4.80–5.29; elytral length (EL): 2.25–2.55; length of metatibia (TiL): 3.82–4.21; length of metatarsus (TaL): 3.53–3.92; length of aedeagus: 2.74; HL/HW: 0.77–0.81; HW/PW: 1.02–1.04; PL/PW: 0.94–0.98; EL/PL: 0.47–0.54; TiL/TaL: 1.05–1.13.

Habitus as in Fig. 11. Coloration: whole body including appendages black.

Head moderately transverse (see ratio HL/HW), only slightly broader than pronotum (see ratio HW/PW); dorsal surface with dense and fine punctation and dark pubescence directed diagonally postero-mediad or transversely mediad in lateral portions and predominantly posteriad along midline; interstices on average narrower than diameter of punctures, with fine microreticulation. Eyes of moderate size, approximately half as long as postocular region in dorsal view. Antenna somewhat variable; antennomeres III 2.5–3.0 times as long as broad, IV–VII shorter than III and approximately 1.2–1.5 times as long as broad; VIII–X of decreasing length and increasingly conical and depressed; X weakly transverse; XI asymmetric and shorter than X.

Pronotum slightly broader than long (see ratio PL/PW), broadest in anterior half and very weakly tapering posteriad; punctation similar to that of head, but on average slightly denser; interstices without distinct microsculpture; pubescence short, dark, and directed predominantly posteriad in more or less irregular rows. Elytra approximately half as long as pronotum, or slightly longer (see ratio EL/PL); punctures very dense, and situated in a network of somewhat diamond-shaped microsculpture. Legs of moderate length; protarsomeres I–IV

distinctly dilated, without sexual dimorphism; metatibia slightly longer than metatarsus (see ratio TiL/TaL).


Abdomen broader than elytra; punctation dense and fine; interstices with microsculpture composed of a mix of isodiametric and short transverse meshes; posterior margin of tergite VII without palisade fringe.

♂: posterior margin of sternite VIII weakly concave in the middle; aedeagus 2.7–2.8 mm long and shaped as in Figs 23–25.

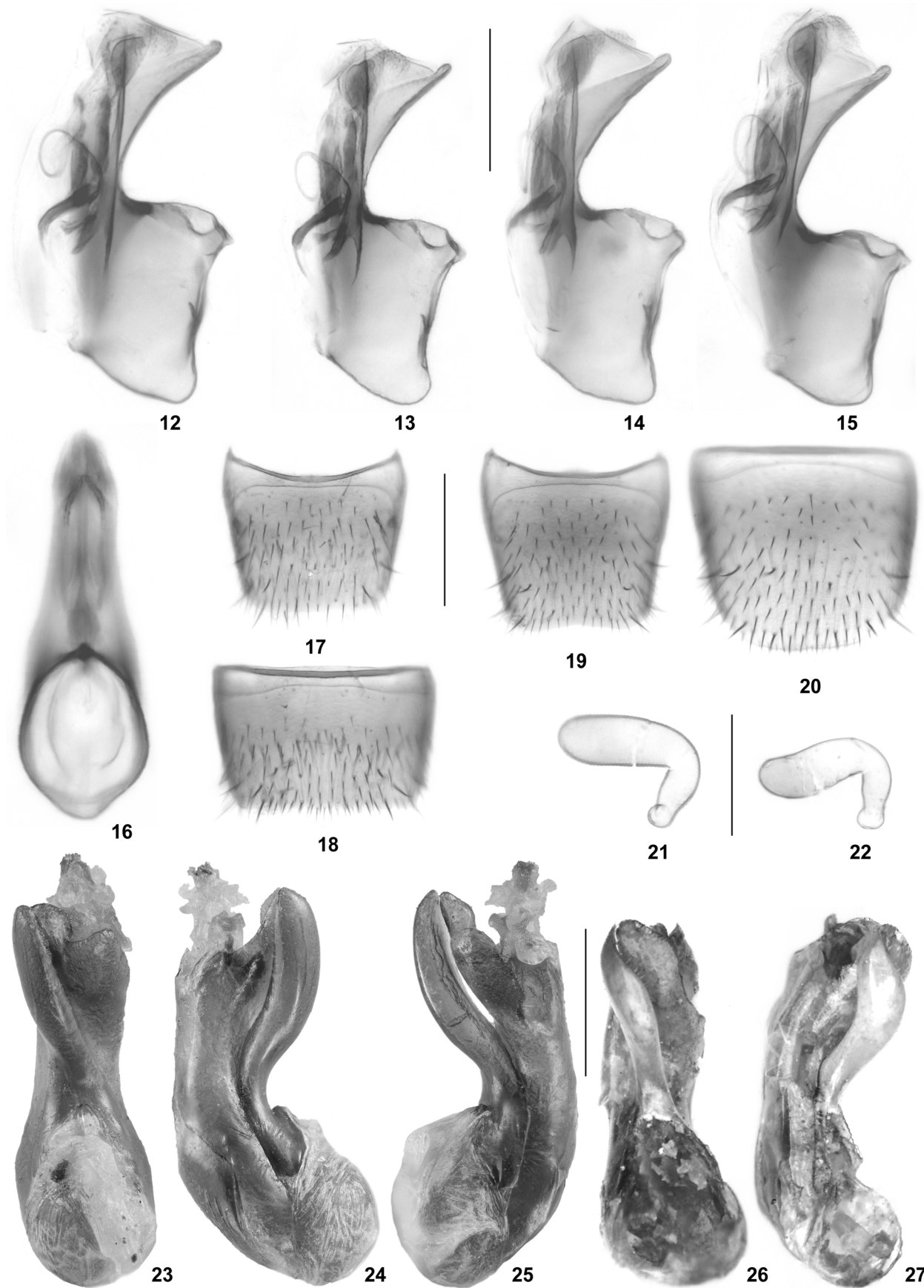
**Comparative notes:** In external characters, *O. corcyranus* is highly similar to *O. tenebricosus* (GRAVENHORST, 1846), whose distribution ranges from the Alps south-eastwards to Albania and Serbia and Montenegro (SCHÜLKE & SMETANA 2015). It is reliably distinguished from this species by a less broad head in relation to the pronotum (no overlap) and by the shape of the aedeagus, and additionally by on average longer elytra, an on average less transverse head, and an on average more transverse pronotum. For comparison, the measurements (mm) and ratios (range; n = 16) of *O. tenebricosus* (based on material from the East Alps) are as follows: HL: 3.43–4.02; HW: 4.51–6.17; PL: 4.02–4.90; PW: 4.02–5.19; EL: 1.96–2.45; TiL: 3.53–4.21; TaL: 3.23–3.92; 2.45–2.74; HW/PW: 1.07–1.21; HL/HW: 0.59–0.79; PL/PW: 0.94–1.05; EL/PL: 0.44–0.51; TiL/TaL: 1.03–1.11. For illustrations of the aedeagus of *O. tenebricosus* see SCHILLHAMMER (2012).

The new species is distinguished from the geographically close *O. albanicus* (J. MÜLLER, 1943) (one male from Albania in coll. Hromádka examined) by a less broad head in relation to the pronotum, a weakly transverse pronotum (oblong in *O. albanicus*), longer elytra, and the shape of the aedeagus. The measurements and ratios of the examined specimen of *O. albanicus* are as follows: HL: 4.02; HW: 5.10; PL: 4.61; PW: 4.51; EL: 2.06; HL/HW: 0.79; HW/PW: 1.13; PL/PW: 1.02; EL/PL: 0.45. The slightly damaged aedeagus of the examined specimen is illustrated in Figs 26–27.

**Distribution and natural history:** Most of the type specimens were collected on or near Oros Pandokratoras (Northeast Corfu); one paratype was found near Acharavi (Northeast Corfu) near the coast. It appears likely that the specimens recorded as *O. tenebricosus* from Oros Pandokratoras by SAHLBERG (1903) belong to *O. corcyranus*, too. With one exception, the specimens from Pandokratoras were found while scraping a mix of soil and calcareous stones from the ground beneath trees. One specimen was observed running near the monastery walls on the summit of Oros Pandokratoras in broad daylight. Considering that a large and conspicuous species like *Ocypus corcyranus* living in a rather well-studied island like Corfu has remained undescribed up to the present, it seems likely that it mainly forages in a subterranean habitat. Oros Pandokratoras



Figs 1–11. *Borboropora corcyrana* (1–7; 2, 5–6: holotype; 1, 3–4, 7: paratype), *B. kraatzii* (8–9), *Meotica parasita* (10), and *Ocyopus corcyranus*, holotype (11): forebody (1, 10); head (2–3); tergite VIII (4); median lobe of aedeagus in lateral and in ventral view (5–6, 8–9); spermatheca (7); habitus (11). Scale bars: 11: 5.0 mm; 1, 10: 0.5 mm; 2–3, 4: 0.2 mm; 5–9: 0.1 mm.



Figs 12–27: *Meotica parasita* (12–22), *Ocypus corcyranus*, holotype (23–25), and *O. albanicus* (26–27): median lobe of aedeagus in lateral and in ventral view (12–16); male tergite VIII (17); male sternite VIII (18); female tergite VIII (19); female sternite VIII (20); spermatheca (21–22); aedeagus in ventral and in lateral view (23–27). Scale bars: 23–27: 1.0 mm; 17–20: 0.2 mm; 12–16, 21–22: 0.1 mm.

is a calcareous mountain with the superficial subterranean habitat (MSS) practically reaching the surface and also hosts the subterranean *Quedius hellenicus*, which was observed to emerge from the mountain in amazing quantities (ASSING 2017d).

### Corrigendum

A revision of material previously recorded as *Cypha spathulata* ASSING, 2007 from Karpathos, Lesbos, and Samos (ASSING 2015c, 2016a, b, 2017b) revealed that the specimens were misidentified. They all belong to the similar *C. graeca* ASSING, 2004. Thus, *Cypha spathulata* is at present unknown from Greece.

### Acknowledgements

The following colleagues identified part of the material: Jürgen Vogel (Görlitz): some Athetini; Adriano Zanetti (Verona): *Dropephylla helenica*. Volker Puthz (Schlitz) critically reviewed the Steninae part of the checklist. Volker Puthz, Bendikt Feldmann (Münster), and Paul Wunderle (Mönchengladbach) provided additional, previously unpublished records of *Stenus* spp. and various Staphylinidae, respectively, from Corfu. Harald Schillhammer confirmed the novelty of *Ocypus corcyranus* and provided superb photographs of the holotype of this species. Benedikt Feldmann proof-read the manuscript.

### References

- ASSING, V. 1997a: A revision of the Western Palaearctic species of *Myrmecopora* SAULCY, 1864 sensu lato and *Eccoptyglossa* LUZE, 1904 (Coleoptera, Staphylinidae, Aleocharinae, Falagriini). – *Beiträge zur Entomologie* **47** (1): 69–151. – <https://www.contributions-to-entomology.org/article/view/1446/1445>.
- ASSING, V. 1997b: A revision of *Othius* STEPHENS, 1829. III. The species of the Western Palaearctic region exclusive of the Atlantic Islands (Coleoptera, Staphylinidae: Xantholininae). – *Nova Supplementa Entomologica*, Berlin **10**: 3–130.
- ASSING, V. 2001: A revision of the species of *Geostiba* THOMSON of the Balkans and Turkey. V. New species, a new synonym, new combinations, and additional records (Coleoptera: Staphylinidae, Aleocharinae). – *Linzer Biologische Beiträge* **33** (2): 689–707. – [https://www.zobodat.at/pdf/LBB\\_0033\\_2\\_0689-0707.pdf](https://www.zobodat.at/pdf/LBB_0033_2_0689-0707.pdf).
- ASSING, V. 2004: A revision of the *Medon* species of the Eastern Mediterranean and adjacent regions (Insecta: Coleoptera: Staphylinidae: Paederinae). – *Bonner Zoologische Beiträge* **52** (1–2): 33–82. – [http://www.zoologicalbulletin.de/BzB\\_Volumes/Volume\\_52\\_1\\_2/033\\_082\\_BZB52\\_1\\_2\\_Assing\\_Volker.PDF](http://www.zoologicalbulletin.de/BzB_Volumes/Volume_52_1_2/033_082_BZB52_1_2_Assing_Volker.PDF).
- ASSING, V. 2005: A revision of the genus *Leptobium* CASEY (Coleoptera: Staphylinidae: Paederinae). – *Stuttgarter Beiträge zur Naturkunde, Serie A (Biologie)* **673**: 1–182. – <http://www.naturkundemuseum-bw.de/sites/default/files/publikationen/serie-a/A673.pdf>.
- ASSING, V. 2006a: A revision of Western Palaearctic *Medon*: the species of the Atlantic Islands, the Western Mediterranean, and Europe, except for the southeast (Insecta: Coleoptera: Staphylinidae: Paederinae). – *Bonner Zoologische Beiträge* **54** [2005] (1): 25–95. – [http://www.zoologicalbulletin.de/BzB\\_Volumes/Volume\\_54\\_1\\_2/025\\_095\\_BzB54\\_1\\_2\\_AssingV.pdf](http://www.zoologicalbulletin.de/BzB_Volumes/Volume_54_1_2/025_095_BzB54_1_2_AssingV.pdf).
- ASSING, V. 2006b: New species and records of Staphylinidae from Greece, with two new synonymies (Insecta: Coleoptera). – *Linzer Biologische Beiträge* **38** (1): 333–379. – [https://www.zobodat.at/pdf/LBB\\_0038\\_1\\_0333-0379.pdf](https://www.zobodat.at/pdf/LBB_0038_1_0333-0379.pdf).
- ASSING, V. 2007a: On the Xantholinini of Turkey and adjacent regions (Coleoptera: Staphylinidae: Staphylininae). – *Zootaxa* **1474**: 1–54.
- ASSING, V. 2007b: A revision of Palaearctic *Lobrathium* MULSANT & REY. III. New species, new synonyms, and additional records (Coleoptera: Staphylinidae, Paederinae). – *Linzer Biologische Beiträge* **39** (2): 731–755. – [https://www.zobodat.at/pdf/LBB\\_0039\\_2\\_0731-0755.pdf](https://www.zobodat.at/pdf/LBB_0039_2_0731-0755.pdf).
- ASSING, V. 2007c: A revision of the species of *Pronomaea* ERICHSON of the Western Palaearctic region, including Middle Asia (Coleoptera: Staphylinidae: Aleocharinae: Pronomaeini). – *Beiträge zur Entomologie, Keltern* **57** (2): 367–396. – <https://www.contributions-to-entomology.org/article/view/1710/1709>.
- ASSING, V. 2007d: Two new species and additional records of “small”-eyed *Quedius* from the Eastern Mediterranean (Coleoptera: Staphylinidae: Staphylininae). – *Beiträge zur Entomologie, Keltern* **57** (2): 335–345. – <https://www.contributions-to-entomology.org/article/view/1707/1706>.
- ASSING, V. 2008a: A revision of the *Sunius* species of the Western Palaearctic region and Middle Asia (Coleoptera: Staphylinidae: Paederinae). – *Linzer Biologische Beiträge* **40** (1): 5–135. – [http://www.zobodat.at/pdf/LBB\\_0040\\_1\\_0005-0135.pdf](http://www.zobodat.at/pdf/LBB_0040_1_0005-0135.pdf). [accessed 2017/10/23].
- ASSING, V. 2008b: A revision of the *Micrillus* species of the Palaearctic region, with notes on two species from adjacent parts of the Afrotropical and Oriental regions (Coleoptera: Staphylinidae: Paederinae). – *Stuttgarter Beiträge zur Naturkunde Serie A, Neue Serie* **1**: 301–344. – <http://www.naturkundemuseum-bw.de/sites/default/files/publikationen/serie-a/ans01-09assing.pdf>.
- ASSING, V. 2008c: On the taxonomy and zoogeography of some Palaearctic Paederinae and Xantholinini (Coleoptera: Staphylinidae). – *Linzer Biologische Beiträge* **40** (2): 1237–1294. – [https://www.zobodat.at/pdf/LBB\\_0040\\_2\\_1237-1294.pdf](https://www.zobodat.at/pdf/LBB_0040_2_1237-1294.pdf).

- ASSING, V. 2009a: A revision of *Ceranota* STEPHENS, subgenus of *Aleochara* GRAVENHORST (Coleoptera: Staphylinidae: Aleocharinae). – Beiträge zur Entomologie, Keltern **59** (2): 355–422. – <https://www.contributions-to-entomology.org/article/view/1759/1758>.
- ASSING, V. 2009b: A revision of *Leptobium* CASEY. III. A new species from Iran and additional records (Coleoptera: Staphylinidae: Paederinae). – Linzer Biologische Beiträge **41** (2): 1247–1252. – [https://www.zobodat.at/pdf/LBB\\_0041\\_2\\_1247-1252.pdf](https://www.zobodat.at/pdf/LBB_0041_2_1247-1252.pdf).
- ASSING, V. 2009c: A revision of Western Palaearctic *Medon*. VII. A new species from southern Turkey and additional records (Coleoptera: Staphylinidae: Paederinae). – Linzer Biologische Beiträge **41** (2): 1253–1268. – [https://www.zobodat.at/pdf/LBB\\_0041\\_2\\_1253-1268.pdf](https://www.zobodat.at/pdf/LBB_0041_2_1253-1268.pdf).
- ASSING, V. 2009d: On the taxonomy and zoogeography of some Palaearctic *Aleochara* species of the subgenera *Xenochara* MULSANT & REY and *Rheochara* MULSANT & REY (Coleoptera: Staphylinidae: Aleocharinae). – Beiträge zur Entomologie, Keltern **59** (1): 33–101. – <https://www.contributions-to-entomology.org/article/view/1741/1740>.
- ASSING, V. 2009e: A revision of *Leptobium* CASEY. IV. Three new species and additional records (Coleoptera: Staphylinidae: Paederinae). – Stuttgarter Beiträge zur Naturkunde Serie A, Neue Serie **2**: 227–236. – <http://www.naturkundemuseum-bw.de/sites/default/files/publikationen/serie-a/ans02-06assingleptobium.pdf>.
- ASSING, V. 2009f: On the Western Palaearctic and Middle Asian species of *Ochtheophilum* STEPHENS, with notes on *Cryptobium koltzei* EPPELSHEIM (Coleoptera: Staphylinidae: Paederinae: Cryptobiina). – Linzer Biologische Beiträge **41** (1): 397–426. – [https://www.zobodat.at/pdf/LBB\\_0041\\_1\\_0397-0426.pdf](https://www.zobodat.at/pdf/LBB_0041_1_0397-0426.pdf).
- ASSING, V. 2009g: New species and additional records of Palaearctic Falagriini (Coleoptera: Staphylinidae: Aleocharinae). – Linzer Biologische Beiträge **41** (1): 471–480. – [https://www.zobodat.at/pdf/LBB\\_0041\\_1\\_0471-0480.pdf](https://www.zobodat.at/pdf/LBB_0041_1_0471-0480.pdf).
- ASSING, V. 2009h: On the Staphylinidae of Turkey. VI. Thirteen new species and additional records (Coleoptera). – Koleopterologische Rundschau **79**: 117–172. – [https://www.zobodat.at/pdf/KOR\\_79\\_2009\\_0117-0172.pdf](https://www.zobodat.at/pdf/KOR_79_2009_0117-0172.pdf).
- ASSING, V. 2010a: A revision of the genus *Luzea* (Coleoptera: Staphylinidae: Paederinae). – Deutsche Entomologische Zeitschrift **57** (1): 117–135. – <https://onlinelibrary.wiley.com/doi/epdf/10.1002/mmnd.201000011>.
- ASSING, V. 2010b: A revision of *Achenium* (Coleoptera: Staphylinidae: Paederinae). – Nova Supplementa Entomologica **21**: 1–190.
- ASSING, V. 2010c: Four new species and additional records of Staphylinidae from Spain, primarily from the south (Insecta: Coleoptera). – Linzer Biologische Beiträge **42** (2): 1105–1124. – [https://www.zobodat.at/pdf/LBB\\_0042\\_2\\_1105-1124.pdf](https://www.zobodat.at/pdf/LBB_0042_2_1105-1124.pdf).
- ASSING, V. 2013a: On the Palaearctic and Oriental species of *Scymbalium* and *Micrillus* (Coleoptera: Staphylinidae: Paederinae). – Linzer Biologische Beiträge **45** (2): 1479–1520. – [https://www.zobodat.at/pdf/LBB\\_0045\\_2\\_1479-1520.pdf](https://www.zobodat.at/pdf/LBB_0045_2_1479-1520.pdf).
- ASSING, V. 2013b: On the Staphylinidae of Rhodes, Greece (Insecta: Coleoptera). – Linzer Biologische Beiträge **45** (2): 1587–1613. – [https://www.zobodat.at/pdf/LBB\\_0045\\_2\\_1587-1613.pdf](https://www.zobodat.at/pdf/LBB_0045_2_1587-1613.pdf).
- ASSING, V. 2014a: On the Staphylinidae of Israel II, with a revision of some species of *Dinusa* SAULCY (Coleoptera: Staphylinidae: Aleocharinae). – Linzer Biologische Beiträge **46** (2): 1179–1210. – [https://www.zobodat.at/pdf/LBB\\_0046\\_2\\_1179-1210.pdf](https://www.zobodat.at/pdf/LBB_0046_2_1179-1210.pdf).
- ASSING, V. 2014b: A revision of the Habrocerinae of the world. V. A new species of *Habrocerus* from China and additional records (Coleoptera: Staphylinidae). – Linzer Biologische Beiträge **46** (2): 1217–1227. – [https://www.zobodat.at/pdf/LBB\\_0046\\_2\\_1217-1227.pdf](https://www.zobodat.at/pdf/LBB_0046_2_1217-1227.pdf).
- ASSING, V. 2015a: On the Staphylinidae of the Greek island Chios (Insecta: Coleoptera). – Linzer Biologische Beiträge **47** (1): 43–55. – [https://www.zobodat.at/pdf/LBB\\_0047\\_1\\_0043-0055.pdf](https://www.zobodat.at/pdf/LBB_0047_1_0043-0055.pdf).
- ASSING, V. 2015b: On the Staphylinidae of the Greek island Samos (Coleoptera: Staphylinidae). – Koleopterologische Rundschau **85**: 81–102. – [https://www.zobodat.at/pdf/KOR\\_85\\_2015\\_0081-0102.pdf](https://www.zobodat.at/pdf/KOR_85_2015_0081-0102.pdf).
- ASSING, V. 2015c: A revision of the *Lithocharis* species of the Palaearctic, Oriental and Australian regions (Coleoptera: Staphylinidae: Paederinae: Medonina). – Linzer Biologische Beiträge **47** (2): 1133–1178. – [https://www.zobodat.at/pdf/LBB\\_0047\\_2\\_1133-1178.pdf](https://www.zobodat.at/pdf/LBB_0047_2_1133-1178.pdf).
- ASSING, V. 2015d: The first species of *Borboropora* KRAATZ from the East Palaearctic region (Coleoptera: Staphylinidae: Aleocharinae: Falagriini). – Linzer Biologische Beiträge **47** (2): 1107–1112. – [https://www.zobodat.at/pdf/LBB\\_0047\\_2\\_1107-1112.pdf](https://www.zobodat.at/pdf/LBB_0047_2_1107-1112.pdf).
- ASSING, V. 2016a: On the Staphylinidae of the Greek island Karpathos (Insecta: Coleoptera). – Linzer Biologische Beiträge **48** (1): 235–263. – [https://www.zobodat.at/pdf/LBB\\_0048\\_1\\_0235-0263.pdf](https://www.zobodat.at/pdf/LBB_0048_1_0235-0263.pdf).
- ASSING, V. 2016b: On the Staphylinidae of the Greek island Lesbos II, with supplementary notes on the fauna of Samos and Chios (Coleoptera: Staphylinidae). – Koleopterologische Rundschau **86**: 103–138. – [https://www.zobodat.at/pdf/KOR\\_86\\_2016\\_0103-0138.pdf](https://www.zobodat.at/pdf/KOR_86_2016_0103-0138.pdf).
- ASSING, V. 2016c: Revision of the *Anaulacaspis* species of the Palaearctic region (Coleoptera: Staphylinidae: Aleocharinae). – Contributions to Entomology **66** (2): 201–255. – <https://www.contributions-to-entomology.org/article/view/1904/1903>.



- ASSING, V. 2017a: On *Quedius coloratus* FAUVEL, 1875 and allied species, with an appendix on *Quedius* species collected in Greece with subterranean pitfall traps, and a new synonymy (Coleoptera: Staphylinidae: Staphylininae). – Linzer Biologische Beiträge **49** (1): 207–228. – [https://www.zobodat.at/pdf/LBB\\_0049\\_1\\_0207-0228.pdf](https://www.zobodat.at/pdf/LBB_0049_1_0207-0228.pdf).
- ASSING, V. 2017b: On the Staphylinidae of the Greek island Kos, with an appendix on Carabidae and additional records from other islands (Insecta: Coleoptera). – Linzer Biologische Beiträge **49** (1): 191–205. – [https://www.zobodat.at/pdf/LBB\\_0049\\_1\\_0191-0205.pdf](https://www.zobodat.at/pdf/LBB_0049_1_0191-0205.pdf).
- ASSING, V. 2017c: On the Staphylinidae of the Greek island Ikaria, with supplementary notes on the fauna of Samos (Coleoptera: Staphylinidae). – Koleopterologische Rundschau **87**: 89–116. – [https://www.zobodat.at/pdf/KOR\\_87\\_2017\\_0089-0116.pdf](https://www.zobodat.at/pdf/KOR_87_2017_0089-0116.pdf).
- ASSING, V. 2017d: A mass dispersal event of *Quedius hellenicus* (Coleoptera: Staphylinidae: Staphylininae). – Linzer Biologische Beiträge **49**(2): 1041–1048. – [https://www.zobodat.at/pdf/LBB\\_0049\\_2\\_1041-1048.pdf](https://www.zobodat.at/pdf/LBB_0049_2_1041-1048.pdf).
- ASSING, V. 2018: Revision of the *Cousya* species of the West Palaearctic Region (Coleoptera: Staphylinidae: Aleocharinae). – Stuttgarter Beiträge zur Naturkunde A, Neue Serie **11** (in press).
- ASSING, V. & WUNDERLE, P. 1995: A revision of the species of the subfamily Habrocerinae (Coleoptera: Staphylinidae) of the world. – Revue Suisse de Zoologie **102** (2): 307–359.
- ASSING, V. & WUNDERLE, P. 2008: A revision of the species of the subfamily Habrocerinae (Coleoptera: Staphylinidae) of the world. – Revue Suisse de Zoologie **102**(2): 307–359. – <https://www.biodiversitylibrary.org/item/128645#page/337/mode/1up>.
- BERNHAEUER, M. 1905: 13. Folge neue Staphyliniden der paläarktischen Fauna, nebst Bemerkungen. – Verhandlungen der Kaiserlich-Königlichen Zoologisch-Botanischen Gesellschaft in Wien **55**: 580–596.
- BERNHAEUER, M. 1906: Neue Staphyliniden der paläarktischen Fauna nebst synonymischen Bemerkungen. – Münchener Koleopterologische Zeitschrift **3**: 123–128. – [https://www.zobodat.at/pdf/MuKoZe\\_003\\_0123-0128.pdf](https://www.zobodat.at/pdf/MuKoZe_003_0123-0128.pdf).
- BERNHAEUER, M. 1914: Beiträge zur Kenntnis der paläarktischen Staphyliniden-Fauna. – Münchener Koleopterologische Zeitschrift **4** (1): 1–10.
- BERNHAEUER, M. 1917: Neue Staphyliniden der paläarktischen Fauna nebst synonymischen Bemerkungen. – Koleopterologische Rundschau **6** (3): 17–23. – [https://www.zobodat.at/pdf/KOR\\_6\\_1917\\_0017-0023.pdf](https://www.zobodat.at/pdf/KOR_6_1917_0017-0023.pdf).
- BERNHAEUER, M. & SCHUBERT, K. 1916: Staphylinidae V. (Pars 67). – In: JUNG, W. & SCHENKLING, S. (eds), Coleopterorum Catalogus. Volumen 5. Staphylinidae. Pp. 409–498. – Junk, Berlin: 988 pp.
- BESUCHET, C. 1955: Monographie des *Biblopectus* et *Pseudoplectus* paléarctiques (Col. Pselaphidae). – Mitteilungen der Schweizerischen Entomologischen Gesellschaft **28** (2): 153–209. – <https://www.e-periodica.ch/cntmng?pid=seg-001:1955:28::579>.
- BESUCHET, C. 2004: New nomenclatorial and taxonomic acts, and comments. Staphylinidae: Pselaphinae, pp. 28–29. – In: LÖBL I. & SMETANA, A. (eds), Catalogue of Palaearctic Coleoptera. II. Hydrophiloidea–Histeroidea–Staphylinidea. – Apollo Books, Stenstrup: 942 pp.
- BONDROIT, J. 1912: Nouveaux *Stenus* d'Europe. – Annales de la Société Entomologique de Belgique **56**: 415–417.
- BORDONI, A. 1975: Xantholinini raccolti da Marcello Cerruti in Grecia e nelle isole dell'Egeo e descrizione dello *Xantholinus* (*Calolinus*) *pantokratoris* n. sp. di Corfu (Coleoptera Staphylinidae). – Fragmenta Entomologica **11**: 139–147.
- BORDONI, A. 1976a: Studi sulla sistematica e la geonemia degli *Xantholinus*. IX. *Xantholinus* del Museo di Storia Naturale di Ginevra raccolti nel bacino del Mediterraneo ed appunti su alcuni altri Xantholinini. Prima nota (Col. Staphylinidae). – Revue Suisse de Zoologie **83** (1): 83–103.
- BORDONI, A. 1976b: Studies on the systematics and distribution of the genus *Xantholinus*, X. *Xantholinus* and some related genera of the Rijksmuseum van Natuurlijke Historie, Leiden (Coleoptera: Staphylinidae). – Entomologische Berichten **36**: 120–123.
- BORDONI, A. 1990: *Leptobium waldeni* n. sp. di Cipro e note su alcuni altri stafilinidi (Coleoptera) del Museo Zoologico di Lund. Prima parte. (Coleoptera Staphylinidae). – Redia **73**: 1–5.
- BORDONI, A. 2007: Palaearctic Xantholinini of the Museum of Zoology in Lund, Sweden, with description of two new species (Coleoptera, Staphylinidae). 182° contribution to the knowledge of the Staphylinidae. – Zootaxa **1624**: 59–68.
- BORDONI, A. 2014: New data on the Palaearctic Xantholinini. 8°. New records and illustrations on some species (Coleoptera: Staphylinidae). – Onychium **10**: 56–67. – [http://www.onychium.it/sites/default/files/articoli/Bordoni\\_2014b\\_onychium10\\_0.pdf](http://www.onychium.it/sites/default/files/articoli/Bordoni_2014b_onychium10_0.pdf).
- BORDONI, A. 2017: Notes on Palaearctic Xantholinini. 10. A new species of *Phacophallus* from Corfu (Coleoptera, Staphylinidae). – Bollettino del Museo Regionale di Scienze Naturali Torino **33** (1–2): 225–228.
- BRENSKE, E. & REITTER, E. 1884: Neuer Beitrag zur Käferfauna Griechenlands (unter Mitwirkung der Herren Dr. EPPELSHEIM und L. GANGLBAUER). – Deutsche Entomologische Zeitschrift **28** (1): 17–100.
- CASTELLINI, G. 1994: Revisione del genere *Leptomastax* PIRAZZOLI, 1855 (Coleoptera, Scydmaenidae). – Atti del Museo Civico di Storia Naturale di Grosseto **15**, supplement: 1–137.

- COIFFAIT, H. 1959: Monographie des Leptotyphlites (Col. Staphylinidae). – *Revue Française d'Entomologie* **26**: 237–437.
- COIFFAIT, H. 1968: Mission du printemps 1967 en Grèce Staphylinidae avec une étude sur les *Sipalia* de Grèce. – *Biologia Gallo-Hellenica* **1**: 93–109.
- COIFFAIT, H. 1969: Pselaphides balkaniques. – *Biologia Gallo-Hellenica* **2** (1): 65–67.
- COIFFAIT, H. 1970: Staphylinides égéidiens. – *L'Entomologiste* **26** (3): 61–68.
- COIFFAIT, H. 1974: Coléoptères Staphylinidae de la région paléarctique occidentale. II. Sous famille Staphilininae [sic] Tribus Philonthini et Staphylinini. – *Supplément à la Nouvelle Revue d'Entomologie* **4** (4): 1–593.
- COIFFAIT, H. 1980: Le genre *Micrillus* RAFFRAY (Coléoptères Staphylinidae Paederinae). – *Nouvelle Revue d'Entomologie* **10** (2): 143–157.
- COIFFAIT, H. 1982: Coléoptères Staphylinidae de la région paléarctique occidentale. IV. Sous famille Paederinae. Tribu Paederini 1 (Paederi, Lathrobii). – *Nouvelle Revue d'Entomologie, Supplément*, **12** (4): 1–440.
- CUCCODORO, G. 2017: Review of the observations of aggregates of Steninae reported since 1856 (Coleoptera Staphylinidae). – *Biodiversity Journal* **8** (1): 123–144. – [http://www.biodiversityjournal.com/pdf/8\(1\)\\_123-144.pdf](http://www.biodiversityjournal.com/pdf/8(1)_123-144.pdf).
- DRUGMAND, D. 1998: Systématique et biogéographie des sous-espèces européennes d'*Ocyopus ophthalmicus* (SCOPOLI, 1763) (Coleoptera Staphylinidae). – *Annales de la Société Entomologique de France (N. S.)* **34** (1): 45–61.
- EPPELSHEIM, E. 1888: Berichte über die von E. v. Oertzen im Jahre 1887 in Griechenland u. Klein-Asien gesammelten Coleopteren. IV. Staphylinen. – *Deutsche Entomologische Zeitschrift* **32**: 401–410.
- ERICHSON, W. F. 1839: Genera et species staphylinorum insectorum coleopterorum familiae (1): 1–400. – F.H. Morin, Berlin.
- ERICHSON, W. F. 1840: Genera et species staphylinorum insectorum coleopterorum familiae (1): 401–954. – F.H. Morin, Berlin.
- FAGEL, G. 1968: Contribution a la connaissance des Staphylinidae CI. - Remarques diverses sur quelques *Quedius* de Méditerranée orientale. – *Bulletin Institut Royale des Sciences Naturelles de Belgique* **44** (12): 1–13.
- FAGEL, G. 1969: Contribution à la connaissance des Staphylinidae. XIX. Les *Melagria* CASEY de la région paléarctique occidentale. – *Bulletin Institut Royal des Sciences Naturelles de Belgique* **45** (34): 1–43.
- FAUVEL, A. 1876: Faune Gallo-Rhénane ou descriptions des insectes qui habitent la France, la Belgique, la Hollande, le Luxembourg, les provinces Rhénanes et la Valais avec tableaux synoptiques et planches gravées. 3<sup>e</sup> supplément aux Staphylinidae. Tome 3. Livraison 6. – Le Blanc-Hardel, Caen: 47–82.
- FAUVEL, A. 1899: *Thinobius* et *Scopaeus* nouveaux de la Méditerranée. – *Revue d'Entomologie* **18**: 71–72.
- FAUVEL, A. 1902: Catalogue des Staphylinides de la Barbarie, de la Basse-Égypte et des Îles Açores, Madères, Salvages et Canaries. – *Revue d'Entomologie* **21**: 45–189.
- FRANZ, H. 1972: Ergänzende Untersuchungen zur Scydmaenidenfauna des Mittelmeergebietes (Col. Scydmaenidae). – *Mitteilungen der Münchner Entomologischen Gesellschaft e.* **61** [1971]: 64–89. – [https://www.zobodat.at/pdf/MittMuenchEntGes\\_061\\_0064-0089.pdf](https://www.zobodat.at/pdf/MittMuenchEntGes_061_0064-0089.pdf).
- FRISCH, J. 1997a: Zur Synonymie des *Scopaeus (Microscopaeus) pilicornis* BAUDI, 1869 (Coleoptera, Staphylinidae: Paederinae), einer verkannten Art des östlichen Mediterraneums. – *Mitteilungen des Zoologischen Museums Berlin* **73** (1): 95–101. – <https://onlinelibrary.wiley.com/doi/epdf/10.1002/mmzn.19970730112>.
- FRISCH, J. 1997b: A revision of some West Palaearctic species of *Scopaeus* ERICHSON (Coleoptera, Staphylinidae, Paederinae). – *Revue Suisse de Zoologie* **104** (3): 523–557.
- FRISCH, J. 1999: A revision of *Scopaeus debilis* group, with description of a new species from Madagascar (Coleoptera, Staphylinidae, Paederinae). – *Revue Suisse de Zoologie* **106** (2): 361–383.
- FRISCH, J. 2003: A revision of the *Scopaeus laevigatus* species group, with descriptions of ten new species from the East Palaearctic, the Oriental and the Australian Regions (Coleoptera, Staphylinidae, Paederinae). – In: CUCCODORO, G. & LESCHEN, R. A. B. (eds), *Systematics of Coleoptera: Papers celebrating the retirement of Ivan Löbl*. – *Memoirs on Entomology, International* **17**: 649–725.
- FRISCH, J. 2010: On the taxonomy and biogeography of West Palaearctic Scopaeina MULSANT & REY (Staphylinidae, Paederinae). – *Deutsche Entomologische Zeitschrift* **57** (2): 159–202. – <https://onlinelibrary.wiley.com/doi/epdf/10.1002/mmnd.201000016>.
- FRISCH, J. 2012: Subtribus Scopaeina MULSANT & REY, 1878. Gattung *Scopaeus* ERICHSON, 1839: pp. 370–380. – In: ASSING V. & SCHÜLKE, M. (eds): *Freude–Harde–Lohse–Klausnitzer – Die Käfer Mitteleuropas*. Band 4. Staphylinidae I. Zweite neubearbeitete Auflage. – Spektrum Akademischer Verlag, Heidelberg and Berlin: I–XII, 1–560.
- GILDENKOV, M. Y. 2001: Fauna *Carpelimus* palearktiki (Coleoptera: Staphylinidae). Problemy vida i vidoobrazovaniya. Chast pervaya. – Izdatelstvo CGPU, Smolensk: 1–303.
- GILDENKOV, M. Y. 2004: Novye i maloizvestnye palearkticheskie vidy stafilinid roda *Carpelimus* LEACH (Coleoptera, Staphylinidae). – *Entomologicheskoe Obozrenie* **83** (3): 538–552.
- GILDENKOV, M. Y. 2015: Fauna *Carpelimus* starogo sveta (Coleoptera: Staphylinidae). – *Izdatelstvo SmolGU*, Smolensk: 1–413.

- GISTEL, J. N. F. X. 1857: Achthundert und zwanzig neue oder unbeschriebene wirbellose Thiere. Pp. 513-505. – In: *Vacuna oder die Geheimnisse aus der organischen und leblosen Welt. Ungedruckte Originalien-Sammlung von größtentheils noch lebenden und verstorbenen Gelehrten aus dem Gebiete sämtlicher Naturwissenschaften, der Medizin, Literaturgeschichte, des Forst- und Jagdwesens, der Oekonomie, Geschichte, Biographie und der freien schönen Künste*, herausgegeben von Professor Dr. Johannes Gistel. Zweiter Band. – Straubing: Schorner: 1031 pp.
- HLAVÁČ, P. & JALŽIĆ, B. 2009: Endogean and cavernicolous Coleoptera of the Balkans. IX. Notes on *Tychobythinus* (Staphylinidae: Pselaphinae) from the Adriatic coast, with a description of a new species. – *Natura Croatica* **18** (2): 221–228. – <https://hrcak.srce.hr/file/69891>.
- HOLDHAUS, K. 1908: Kritisches Verzeichnis der Pselaphiden und Scydmaeniden der Jonischen Inseln. – *Deutsche Entomologische Zeitschrift* **1908**: 17–31.
- HERMAN, L. H. 2001: Catalog of the Staphylinidae (Insecta: Coleoptera). 1758 to the end of the second millennium. Volumes I–VII. – *Bulletin of the American Museum of Natural History* **265**: 1–4218.
- HORION, A. 1963: Faunistik der mitteleuropäischen Käfer. Band IX: Staphylinidae. 1. Teil. Micropeplinae bis Euaesthetinae. – A. Feyel, Überlingen – Bodensee: 412 pp.
- HORION, A. 1965: Faunistik der mitteleuropäischen Käfer. Band X: Staphylinidae. 2. Teil. Paederinae bis Staphylininae. – Ph. C. W. Schmidt, Überlingen – Bodensee: 335 pp.
- HORION, A. 1967: Faunistik der mitteleuropäischen Käfer. Band XI: Staphylinidae. 3. Teil. Habrocerinae bis Aleocharinae. – Ph. C. W. Schmidt, Überlingen – Bodensee: 419 pp.
- ICZN 1999: International Code of Zoological Nomenclature. Fourth Edition. – London: xxix + 306 pp.
- JEKEL, H. 1873: Coleoptera Jekeliana, adiecta Eleutheratorum Bibliotheca. Énumération systématique et synonymie des coléoptères européenne et exotiques composant la collection de Henri Jekel. Observations critiques. Descriptions d'espèces nouvelles. Reproduction et traduction de genres et espèces publiés dans des ouvrages français et étrangers de manière à former insensiblement la bibliothèque ou coléoptériste. Livraison I. – E. Deyrolle Fils, Paris: 96 pp.
- KARAMAN, Z. 1955: Revision des Tribus Tychini (Col. Psel.) mit besonderer Berücksichtigung der balkanischen Arten. – *Acta Musei Macedonici Scientiarum Naturalium* **3**: 105–144.
- KARAMAN, Z. 1962: Revision der Gattung *Leptomastax* PIRAZ. (Col. Scydmaenidae). – *Biologski Glasnik* **15**: 157–185.
- KARAMAN, Z. 1967: Revision der Gattung *Trimium* AUBÉ (Coll. Pselph.) [sic]. – *Acta Musei Macedonici Scientiarum Naturalium* **10** (6): 131–173.
- KARAMAN, Z. 1969: Über einige neue balkanische Pselaphiden (Col.). – *Biologia Gallo-Hellenica* **2** (1): 49–63.
- KLIMA, A. 1904: Die paläarktischen Arten des Staphyliniden-Genus *Trogophloeus* MANNH. – *Münchener Koleopterologische Zeitschrift* **2**: 43–66. – [https://www.zobodat.at/pdf/MuKoZe\\_002\\_0043-0066.pdf](https://www.zobodat.at/pdf/MuKoZe_002_0043-0066.pdf).
- KOCH, C. 1938: Beitrag zur Kenntnis der Gattung *Bledius* (Col. Staph.). – *Mitteilungen der Münchner Entomologischen Gesellschaft* **28**: 31–48, 129–144. – [https://www.zobodat.at/pdf/MittMuenchEntGes\\_028\\_0031-0048.pdf](https://www.zobodat.at/pdf/MittMuenchEntGes_028_0031-0048.pdf).
- KOCH, C. 1939: Neue und wenig bekannte paläarktische Paederinae (Col. Staph) [sic]. – *Mitteilungen der Münchner Entomologischen Gesellschaft* **29**: 429–442. – [https://www.zobodat.at/pdf/MittMuenchEntGes\\_029\\_0429-0442.pdf](https://www.zobodat.at/pdf/MittMuenchEntGes_029_0429-0442.pdf).
- KORGE, H. 1962: Beiträge zur Kenntnis der palaearktischen Staphyliniden (Col.). – *Reichenbachia* **1** (19): 149–154.
- KRAATZ, G. 1857: *Naturgeschichte der Insecten Deutschlands*. Erste Abtheilung Coleoptera. Zweiter Band. Lieferung 3–6. – Nicolai, Berlin: 377–1080.
- LÖBL, I. 1964: *Scaphosoma corcyricum*, sp. n., ein neuer Scaphidiide (Col.) aus Süd-Europa. – *Annotationes Zoologicae et Botanicae* **1**: 1–4.
- LÖBL, I. & CALAME, F. G. 1996: Taxonomy and phylogeny of the Dasycerinae (Coleoptera: Staphylinidae). – *Journal of Natural History* **30** (2): 247–291.
- LUZE, G. 1901: Bolitobiini. Revision der paläarktischen Arten der Staphyliniden-Gattungen *Bryocharis* BOISD. et LAC., *Bolitobius* MANNH., *Bryoporus* KRAATZ und *Mycetoporus* MANNH. – *Verhandlungen der Kaiserlich-Königlichen Zoologisch-Botanischen Gesellschaft in Wien* **51**: 662–746.
- LUZE, G. 1906: Revision der paläarktischen Arten der Staphyliniden-Genera: *Xylodromus*, *Omalium*, *Phyllodrepa*, *Hypopycna*, *Dialycera*, *Pycnoglypta* und *Phloeonomus*. – *Verhandlungen der Kaiserlich-Königlichen Zoologisch-Botanischen Gesellschaft in Wien* **56**: 485–602.
- MAKRANCZY, GY. 2014: Revision of the genus *Ochthephilus* MULSANT & REY, 1856 (Coleoptera: Staphylinidae, Oxytelinae). – *Revue Suisse de Zoologie* **121** (4): 457–694.
- MANNERHEIM, C. G. VON 1830: Précis d'un nouvel arrangement de la famille des brachélytres de l'ordre des insectes coléoptères. – St. Petersburg: 87 pp.
- MEGGIOLARO, G. 1966: Su alcuni Euplectini paleartici. – *Bollettino della Società Entomologica Italiana* **96** (9–10): 163–168.
- MÜLLER, J. 1932: Settimo contributo alla conoscenza del genere *Staphylinus* L. – *Bollettino della Società Entomologica Italiana* **64**: 75–88.
- MULSANT, E. & REY, C. 1873: Description de divers coléoptères brévipennes nouveaux ou peu connus. – *Opuscules Entomologiques* **15**: 147–189.

- MUONA, J. 1979: The aleocharine types of MULSANT & REY (Coleoptera, Staphylinidae) I. – *Annales Entomologica Fennica* **45**: 47–58.
- OERTZEN, E. v. 1887: Verzeichniss der Coleopteren Griechenlands und Cretas, nebst einigen Bemerkungen über ihre geographische Verbreitung und 4 die Zeit des Vorkommens einiger Arten betreffenden Sammelberichten. – *Berliner Entomologische Zeitschrift* **30** [1886] (2): 189–293.
- OROUSSET, J. 2008: Révision des espèces paléarctiques du genre *Chevrolatia* JACQUELIN DU VAL, 1850 (Coleoptera, Scydmaenidae). – *Bulletin de la Société Entomologique de France* **113** (3): 313–329. – [https://lasef.org/wp-content/uploads/BSEF/113-3/5-1333\\_Orousset.pdf](https://lasef.org/wp-content/uploads/BSEF/113-3/5-1333_Orousset.pdf).
- PACE, R. 1983: Studio su alcune specie ionico-balcaniche di Leptotyphlinae. – *Annalen des Naturhistorischen Museums in Wien (B)* **84**: 449–461. – [http://verlag.nhm-wien.ac.at/pdfs/084B\\_449461\\_Pace.pdf](http://verlag.nhm-wien.ac.at/pdfs/084B_449461_Pace.pdf).
- PACE, R. 1989: Monografia del genere *Leptusa* KRAATZ (Coleoptera Staphylinidae). – *Memorie del Museo Civico di Storia Naturale di Verona (II° Serie), Sezione Scienze della Vita (A: Biologica)* **8**: 1–307.
- PAŚNIK, G. 2006: A revision of the World species of the genus *Tachyusa* ERICHSON, 1837 (Coleoptera, Staphylinidae: Aleocharinae). – *Zootaxa* **1146**: 1–152. – <http://www.mapress.com/zootaxa/2006/zt01146p152.pdf>.
- PIC, M. 1901: Liste de quelques Coléoptères recueillis en Grèce en 1901. – *Bulletin de la Société Entomologique de France* **72**: 233–235.
- PUTHZ, V. 1964: Zwei neue paläarktische *Stenus*-Arten (Col., Staphylinidae). – *Annales Entomologici Fennici* **30** (4): 226–232.
- PUTHZ, V. 1965: Bemerkungen über die Gruppe des *Stenus circularis* GRAY. nebst Neubeschreibungen (Col., Staphylinidae). – *Entomologische Blätter* **61** (2): 74–84.
- PUTHZ, V. 1967: Eine neue europäische *Stenus*-Art: *Stenus (Nestus) indifferens* n. sp. (Coleoptera, Staphylinidae). – *Nachrichtenblatt der Bayerischen Entomologen* **16** (11–12): 100–101. – [https://www.zobodat.at/pdf/NachBlBayEnt\\_016\\_0100-0102.pdf](https://www.zobodat.at/pdf/NachBlBayEnt_016_0100-0102.pdf).
- PUTHZ, V. 1971: Kritische Faunistik der bisher aus Mitteleuropa bekannten *Stenus*-Arten nebst systematischen Bemerkungen und Neubeschreibungen (Coleoptera, Staphylinidae). – *Entomologische Blätter* **67** (2): 74–121.
- PUTHZ, V. 1972: Zur Staphylinidenfauna des Balkans: Die bisher aus Jugoslawien und angrenzenden Ländern bekannten Steninen (Coleoptera, Staphylinidae). – *Wissenschaftliche Mitteilungen des Bosnisch-Herzegovinisches Landesmuseums I (C – Naturwissenschaft)* [1971]: 239–292.
- PUTHZ, V. 1980: Ergebnisse der Albanien-Expedition 1961 des Deutschen Entomologischen Institutes. 95. Beitrag. Coleoptera: Staphylinidae II, Subfamilie Steninae. – *Beiträge zur Entomologie, Berlin* **30** (2): 357–368. – <https://www.contributions-to-entomology.org/article/view/1158/1157>.
- PUTHZ, V. 2008: *Stenus* LATREILLE und die segensreiche Himmelstochter (Coleoptera, Staphylinidae). – *Linzer Biologische Beiträge* **40** (1): 137–230. – [https://www.zobodat.at/pdf/LBB\\_0040\\_1\\_0137-0230.pdf](https://www.zobodat.at/pdf/LBB_0040_1_0137-0230.pdf).
- REITTER, E. 1884a: Resultate einer coleopterologischen Sammel-Campagne während den Monaten Februar bis April 1883 auf den jonischen Inseln. – *Deutsche Entomologische Zeitschrift* **28** (1): 101–122.
- REITTER, E. 1884b: *Paederus pelikani*, eine neue Art von den ionischen Inseln. – *Wiener Entomologische Zeitung* **3**: 43–45. – [https://www.zobodat.at/pdf/WEZ\\_3\\_0043-0045.pdf](https://www.zobodat.at/pdf/WEZ_3_0043-0045.pdf).
- REITTER, E. 1913: Verschiedene Mitteilungen über Pselaphiden (Col.). – *Entomologische Mitteilungen* **2** (5): 129–139.
- REITTER, E. 1914: Übersicht der bekannten Arten der Coleopteren-Gattung *Edaphus* LECONTE (Staphyl.) aus Europa und den angrenzenden Ländern. – *Berliner Entomologische Zeitschrift* **58** (3–4) [1913]: 188–189.
- SABELLA, G.; BRACHAT, V. & BÜCKLE, C. 1998: Revisione dei *Tychus* del gruppo *dalmatinus*, con descrizione di novi taxa (Coleoptera: Pselaphidae). – *Annales de la Société Entomologique de France (N. S.)* **34** (3): 217–244.
- SAHLBERG, J. R. 1903: *Messis hiemalis* Coleopterorum Corcyreorum. *Enumeratio Coleopterorum mensibus Novembri–Februario 1895–1896 et 1898–1899 nec non primo vere 1896 in insula Corcyra collectorum.* – *Öfversigt of Finska Vetenskaps-Societetens Förhandlingar* **45** [1902–1903] (11): 1–85.
- SAHLBERG, J. R. 1913: *Messis nova hiemalis* Coleopterorum Corcyreorum. *Enumeratio Coleopterorum mensibus Novembri et Decembri 1903 in insula Corcyra collectorum, quae ibi antea haud vel rarissime observavi.* – *Öfversigt of Finska Vetenskaps-Societetens Förhandlingar* **55** [1912–1913] (12): 1–28.
- SCHEERPELTZ, O. 1929: Eine neue Staphyliniden-Gattung von der Insel Korfu nebst einer Bestimmungstabelle der paläarktischen Gattungen der Tribus Myrmedoniini. – *Koleopterologische Rundschau* **15** (1): 1–21. – [https://www.zobodat.at/pdf/KOR\\_15\\_1929\\_0001-0021.pdf](https://www.zobodat.at/pdf/KOR_15_1929_0001-0021.pdf).
- SCHEERPELTZ, O. 1931: Zoologische Forschungsreise nach den Jonischen Inseln und dem Peloponnes von Max Beier. XV. Teil Staphylinidae (Coleoptera). – *Sitzungsberichte der Österreichischen Akademie der Wissenschaften Mathematisch-Naturwissenschaftliche Klasse, Abteilung I* **140** (5–6): 359–460. – [https://www.zobodat.at/pdf/SBAWW\\_140\\_0359-0460.pdf](https://www.zobodat.at/pdf/SBAWW_140_0359-0460.pdf).
- SCHEERPELTZ, O. 1950: Die paläarktischen Arten der Gattung *Ancyrophorus* Kr. (Col., Staphylinidae). – *Norsk Entomologisk Tidsskrift* **8**: 53–76.

- SCHERPPELTZ, O. 1958: Zoologische Studien in West-Griechenland von Max Beier. VIII. Teil Staphylinidae (Col.). – Sitzungsberichte der Österreichischen Akademie der Wissenschaften Mathematisch-Naturwissenschaftliche Klasse, Abteilung I **167**: 363–432. – [https://www.zobodat.at/pdf/SBAWW\\_167\\_0363-0432.pdf](https://www.zobodat.at/pdf/SBAWW_167_0363-0432.pdf).
- SCHILLHAMMER, H. 2012: Subtribus Staphylinina LATREILLE, 1802: pp. 484–507. – In: ASSING, V. & SCHÜLKE, M. (eds), Freude–Harde–Lohse–Klausnitzer – Die Käfer Mitteleuropas. Band 4. Staphylinidae I. Zweite neubearbeitete Auflage. – Spektrum Akademischer Verlag, Heidelberg and Berlin: I–XII, 1–560.
- SCHÜLKE, M. 1991: Studien zur Systematik und Faunistik der Gattung *Tachyporus* GRAV. (Coleoptera, Staphylinidae). – Entomologische Nachrichten und Berichte **35** (1): 5–16. – [https://www.zobodat.at/pdf/EntBer\\_35\\_0005-0016.pdf](https://www.zobodat.at/pdf/EntBer_35_0005-0016.pdf).
- SCHÜLKE, M. 1998: Zur Identität einiger westpaläarktischer Arten der Gattung *Thinobius* KIESENWETTER, 1844 (Col., Staphylinidae, Oxytelinae). – Entomologische Nachrichten und Berichte **42** (3): 127–138. – [https://www.zobodat.at/pdf/EntBer\\_42\\_0127-0138.pdf](https://www.zobodat.at/pdf/EntBer_42_0127-0138.pdf).
- SCHÜLKE, M. 2008a: Revision der *pusillimus*-Gruppe der Gattung *Thinobius* KIESENWETTER mit Beschreibung von fünf neuen Arten (Staphylinidae, Oxytelinae, Thinobiini). – Entomologische Blätter **103/104**: 11–42.
- SCHÜLKE, M. 2008b: Neumeldungen von paläarktischen Tachyporinen und Ergänzungen zum “Catalogue of Palaearctic Coleoptera, Volume 2” (Coleoptera, Staphylinidae, Tachyporinae). – Linzer Biologische Beiträge **40** (1): 927–942. – [https://www.zobodat.at/pdf/LBB\\_0040\\_1\\_0927-0942.pdf](https://www.zobodat.at/pdf/LBB_0040_1_0927-0942.pdf).
- SCHÜLKE, M. 2009: Zwei neue Arten der Gattung *Anotylus* THOMSON aus der Verwandtschaft von *A. complanatus* (ERICHSON) (Coleoptera, Staphylinidae, Oxytelinae). – Linzer Biologische Beiträge **41** (2): 2009–2024. – [https://www.zobodat.at/pdf/LBB\\_0041\\_2\\_2009-2024.pdf](https://www.zobodat.at/pdf/LBB_0041_2_2009-2024.pdf).
- SCHÜLKE, M. 2010a: Zur Verbreitung und subspezifischen Gliederung von *Bolitobius castaneus* (STEPHENS 1832) (Coleoptera, Staphylinidae, Tachyporinae). – Linzer Biologische Beiträge **42** (2): 1461–1480. – [https://www.zobodat.at/pdf/LBB\\_0042\\_2\\_1461-1480.pdf](https://www.zobodat.at/pdf/LBB_0042_2_1461-1480.pdf).
- SCHÜLKE, M. 2010b: Zur Taxonomie und Systematik einiger Arten der Untergattung *Bledius* LEACH 1819 (Coleoptera, Staphylinidae, Oxytelinae). – Linzer Biologische Beiträge **42** (2): 1495–1509. – [https://www.zobodat.at/pdf/LBB\\_0042\\_2\\_1495-1509.pdf](https://www.zobodat.at/pdf/LBB_0042_2_1495-1509.pdf).
- SCHÜLKE, M. 2012a: Unterfamilie Oxytelinae FLEMING, 1821 (exclusive *Ochtheophilus* und *Thinobius*); pp. 207–266, 283–284. – In: ASSING, V. & SCHÜLKE, M. (eds), Freude–Harde–Lohse–Klausnitzer – Die Käfer Mitteleuropas. Band 4. Staphylinidae I. Zweite neubearbeitete Auflage. – Spektrum Akademischer Verlag, Heidelberg and Berlin: I–XII, 1–560.
- SCHÜLKE, M. 2012b: Zur Verbreitung von *Anotylus speculifrons* (KRAATZ, 1857), *A. clypeonitens* (PANDELLÉ, 1867) und *A. schatzmayri* (KOCH, 1937) (Coleoptera, Staphylinidae, Oxytelinae). – Entomologische Blätter und Coleoptera **108**: 121–130.
- SCHÜLKE, M. & FLÜGEL, H.-J. 2015: *Astrapaeus ulmi* (ROSSI, 1790) in Hessen – Ein Wiederfund für die Fauna Deutschlands, nebst Bemerkungen zur Gesamtverbreitung der Art (Coleoptera, Staphylinidae). – Entomologische Blätter und Coleoptera **111**: 23–28.
- SCHÜLKE, M. & KOCIAN, M. 2000: Revision der Artgruppe des *Mycetoporus nigricollis* STEPHENS, 1835 (Coleoptera, Staphylinidae, Tachporinae). – Entomologische Blätter **96** (2): 81–126.
- SCHÜLKE, M. & SMETANA, A. 2015: Staphylinidae: pp. 304–1134. – In: LÖBL, I. & LÖBL, D. (eds), Catalogue of Palaearctic Coleoptera. New, updated Edition. Volume 2. Hydrophiloidea – Staphylinidae. Revised and updated edition. – Leiden: Brill: xxvi + 1702 pp.
- TRIANANTIS, K. A. & MYLONAS, M. 2009: Greek Islands, Biology. – In: GILLESPIE, R. & GLAGUE, D. A. (eds), Encyclopedia of Islands. – University of California Press: 388–392.
- TRONQUET, M. 2004: *Oxypoda subnitida* MULSANT & REY, 1874 (Coleoptera, Staphylinidae Aleocharinae) – Nouvelle Revue d'Entomologie **20** (4) [2003]: 361–365.
- TRONQUET, M. 2008: *Atheta (Atheta) hummleri* BERNHAUER, 1898, espèce nouvelle pour la France (Coleoptera, Staphylinidae, Aleocharinae) – Revue de l'Association Roussillonnaise d'Entomologie **17** (1): 4–6.
- ZERCHE, L. 1990: Monographie der paläarktischen Coryphiini (Coleoptera, Staphylinidae, Omaliinae). – Akademie der Landwirtschaftswissenschaften der Deutschen Demokratischen Republik, Berlin: 1–413. – <https://www.contributions-to-entomology.org/article/view/1372/1371>.
- ZERCHE, L. 2008: Eine neue *Domene*-Art aus Griechenland (Coleoptera: Staphylinidae: Paederinae). – Beiträge zur Entomologie, Keltern **58** (2): 471–475. – <https://www.contributions-to-entomology.org/article/view/1736/1735>.