

Written Presentations, Poster Presentations, Abstracts: A Guide


Amy B. Smith PhD

Lehigh Valley Health Network, amy_b.smith@lvhn.org

Kristine A. Petre MLS, CM, AHIP

Lehigh Valley Health Network, kristine_a.petre@lvhn.org

Follow this and additional works at: <http://scholarlyworks.lvhn.org/education>

 Part of the [Education Commons](#), [Library and Information Science Commons](#), and the [Medical Education Commons](#)

Published In/Presented At

Smith, A., & Petre, K. (2014, April 8 & 21). *Written presentations, poster presentations, abstracts: A guide*. Presented at: The LVHN Division of Education TLS: Education Grand Round Series, Allentown, PA.

This Presentation is brought to you for free and open access by LVHN Scholarly Works. It has been accepted for inclusion in LVHN Scholarly Works by an authorized administrator. For more information, please contact LibraryServices@lvhn.org.

Education Grand Rounds

Written Presentations, Poster Presentations, and Abstracts: A Guide

Kristine Petre MLS, CM, AHIP
Amy B. Smith PhD
April 8 & 21, 2014

Objectives

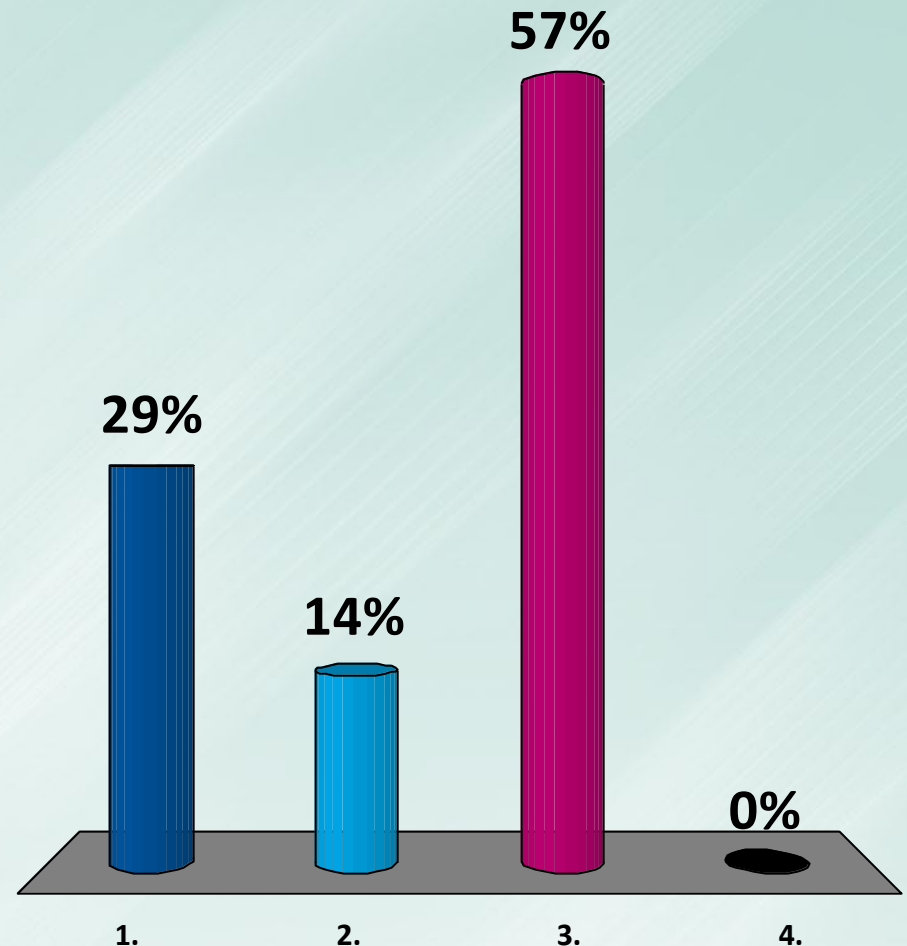
- Identify ethical, legal and social considerations when creating presentations
- Describe skills needed to submit quality abstracts

Today's Discussion

- Abstracts
- Presentations
- Finding and accessing images
- Inserting & editing images
- Copyright
- Citations vs. attributions
- Ethical, legal, & social considerations
- Action plan/debrief

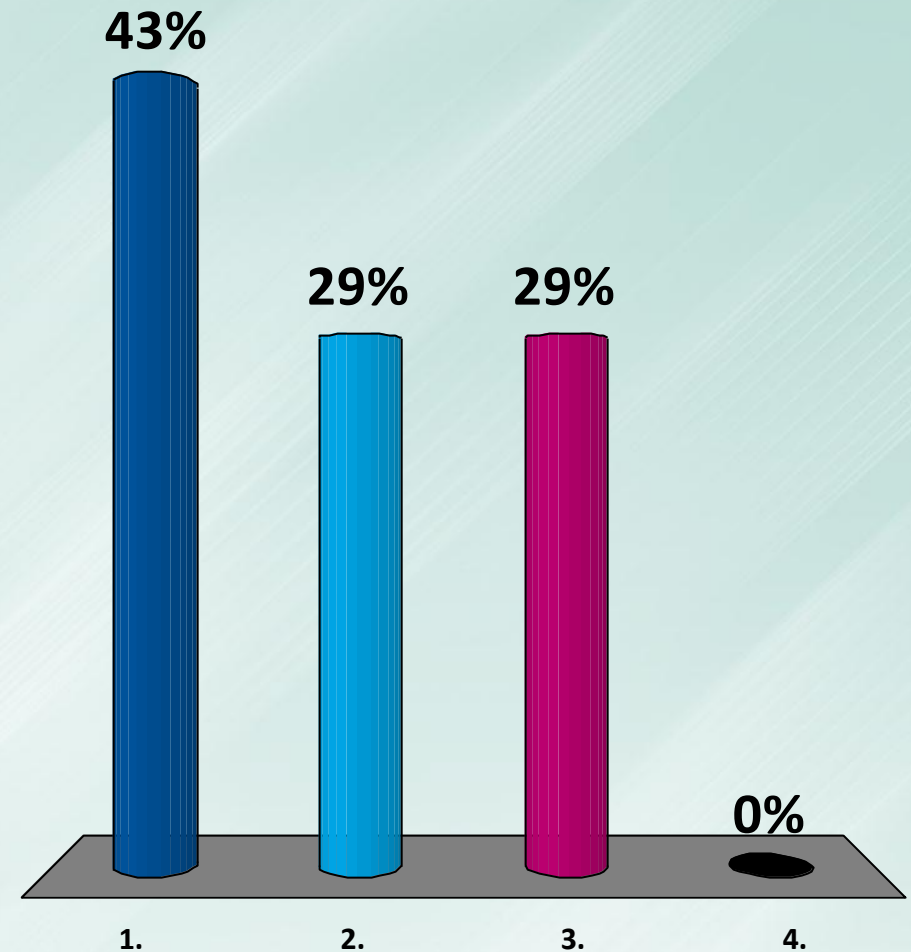
I have submitted an abstract(s) for a poster presentation?

1. No
2. Yes, once
3. Yes, 2-5 times
4. Yes, more than 5 times



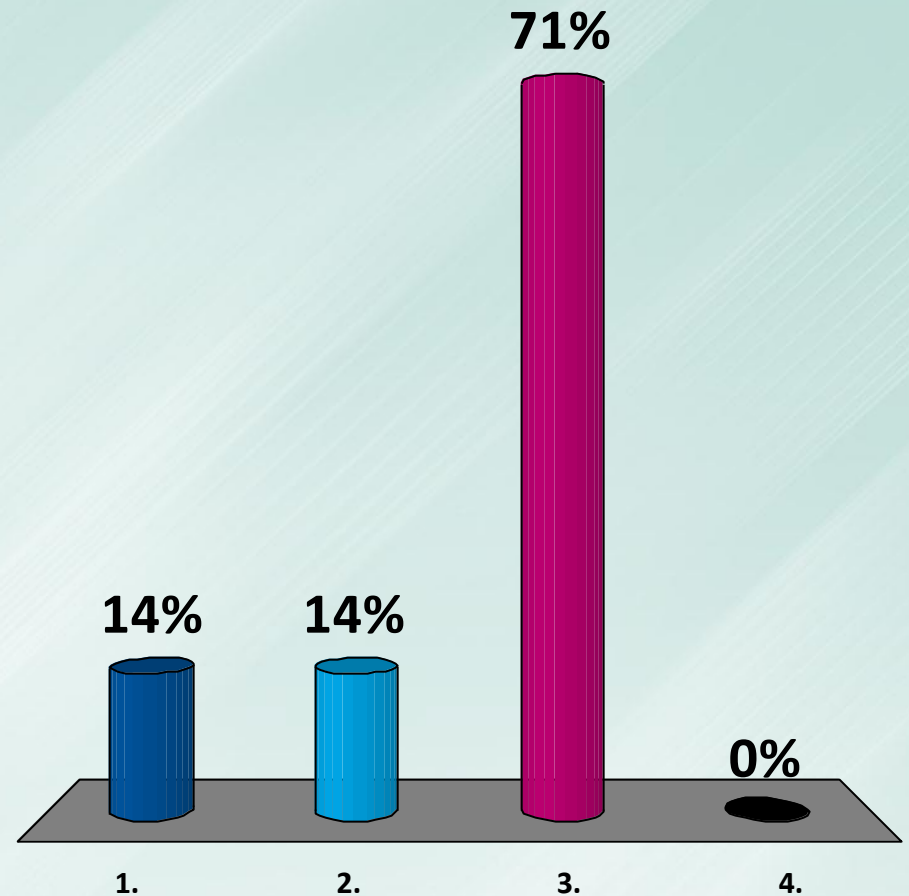
I have presented a poster presentation?

1. No
2. Yes, once
3. Yes, 2-5 times
4. Yes, more than 5 times



When writing an abstract, I feel

1. Confident
2. Anxious
3. Don't know where to start
4. Why do I need to write an abstract?



Abstracts: What

- Self-contained
- Short
- Powerful statement

Abstracts: Where

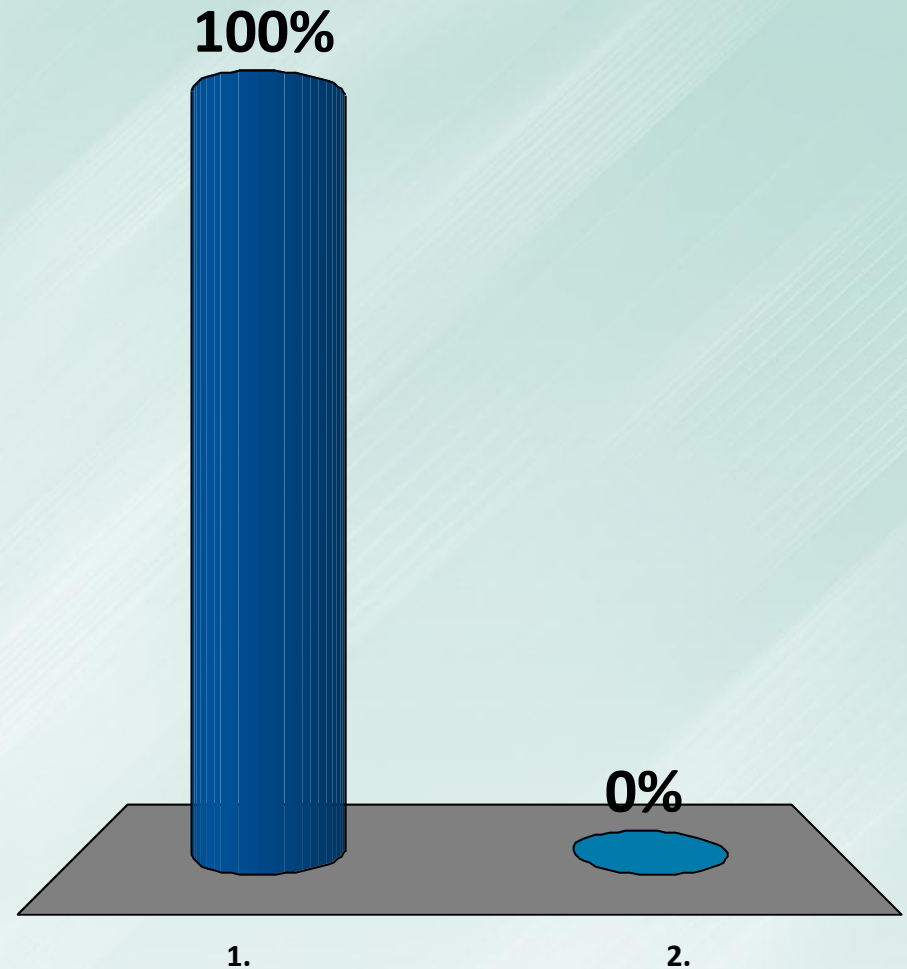
- Articles submitted for publication
- Research grant applications
- Conference paper or poster
- Book proposal
- Ph.D. dissertation or M.A. thesis

Abstracts: Types

- Descriptive
- Informative
- Critical

I'm getting ready to submit my abstract what do I do?

1. Complete the electronic form, attach abstract and hit submit
2. Take my abstract I submitted to the last conference and hit submit



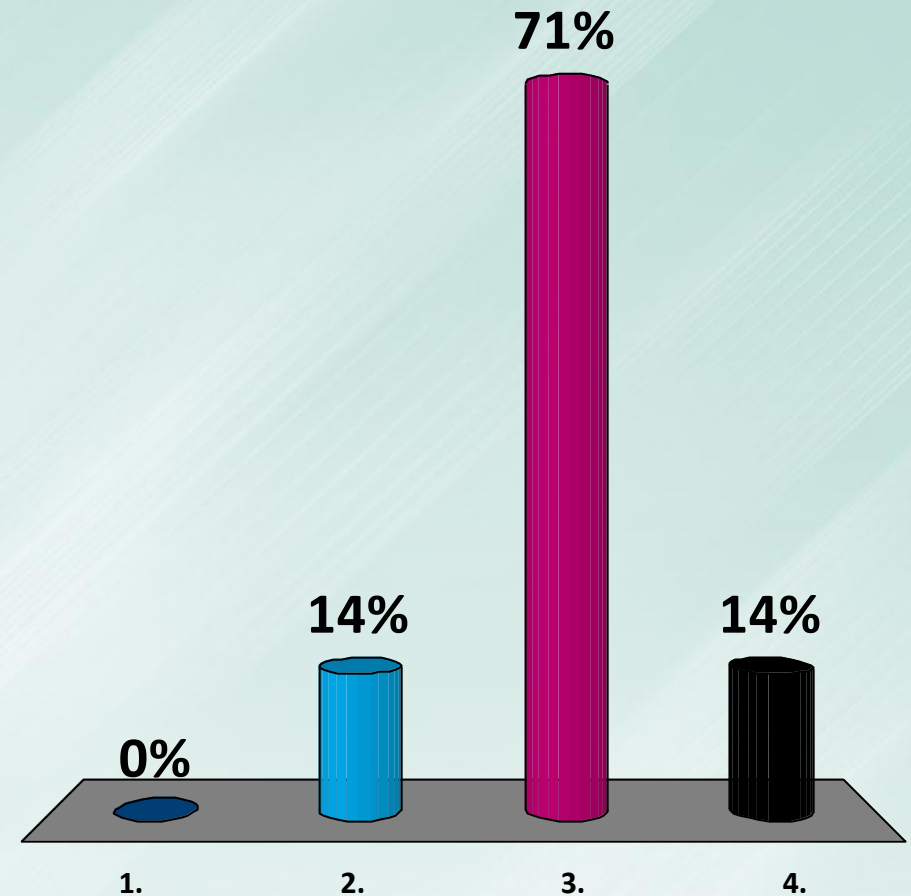
Abstracts: What to include

AAMC Call for Presentations and Abstracts

- Emerging Solutions
- Accelerating Learning and Fostering Connections Through Technology
- Research Abstracts
- Innovation Abstracts
- Research Papers (call closed on Feb. 10)

When developing a poster, I feel

1. Confident
2. Anxious
3. Don't know where to start
4. I have never developed a poster



Posters

- Guidelines/ Requirements
- Display Options
- Poster type

Posters: What to Include.....

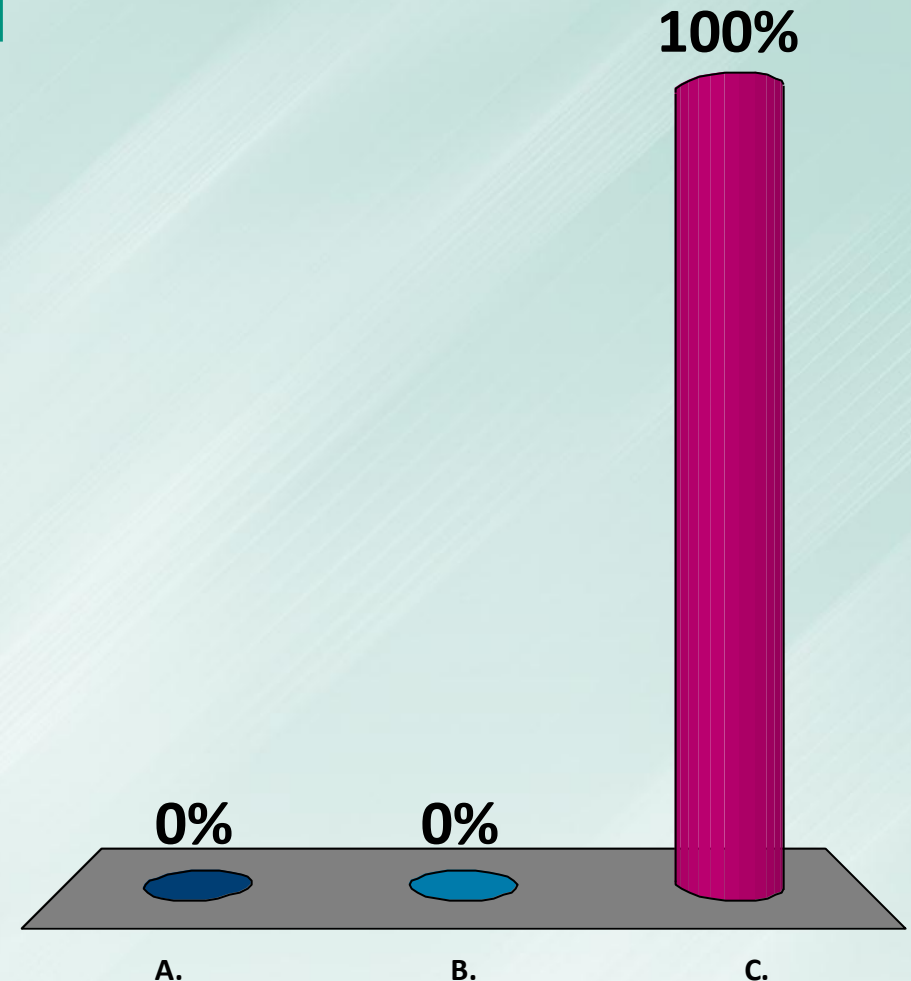
- Abstract
- Introduction/ Background/ Purpose
- Objectives/ Goals
- Methods/ Results
- Discussion
- Conclusion/ Outcomes/ Future Plans

General Tips for Posters

- Use a font size and type that can be easily read
- **Try to focus on a single message**
- LET THE GRAPHS AND IMAGES TELL THE STORY
- Keep the sequence of info well-ordered and obvious
- Add personality to your poster with color and personal creativity

I need an image what do I do?

- A. Search Google and pick something
- B. Scan images from an article or textbook
- C. Search image databases and verify rights



Images, Diagrams, Charts


- Take or make your own
- Library image databases
- Textbooks & journal articles
- Stock image sites
- Internet image search engines

Images & Ethics

- Privacy and Respect



- HIPAA



- Ferpa

LVHN intranet > FIND FAST > Library Services

Digital Library Home

Body Family Medical Library
Digital Library Services
610-402-8410

★ REQUEST an Article/Book/Chapter

♥ REQUEST a Life Support Book

Journals Books & eBooks

LIBRARY NEWS: New Resources! [SPORTDiscus](#), [LexiComp](#)

ALL REPORTS: [antinel Lymph Node Biopsy for Patients with Early-Stage](#)
as of 03/31/14

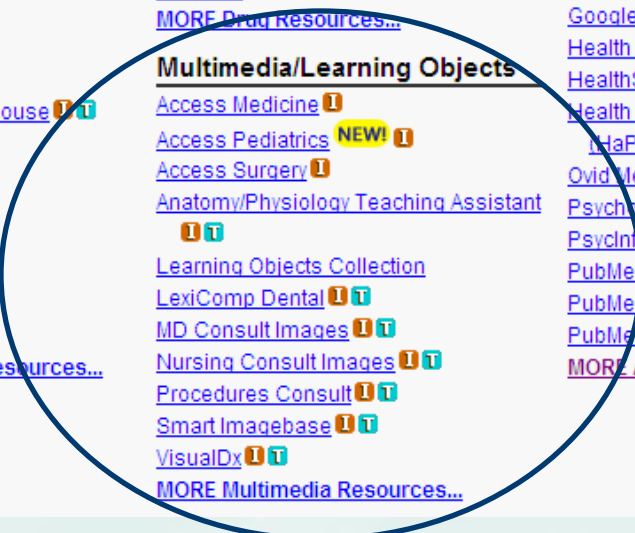
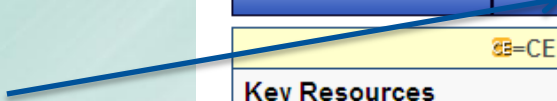
DynaMed Google Scholar w/FullText

Search DynaMed...

Get CE credits for searching DynaMed! [Click this link to learn more.](#)

CE=CE Credit EB=Evidence-based I=Information T=Tutorial

| Key Resources | Drug Resources | Find Articles/Databases |
|--|--|--|
| Access Medicine I | AAP Red Book | EBSCO Medline I T |
| Access Pediatrics NEW! I | LexiComp NEW! I T | EBSCO CINAHL I T |
| Access Surgery I | LexiComp Dental I T | EBSCO SPORTDiscus NEW! I |
| ACR Appropriateness Criteria EB | Micromedex I T | Cochrane Central Register of Controlled Trials EB I |
| AHRQ EPC Evidence Reports EB | Natural Standard EB CE I T | Cochrane Database of Systematic Reviews EB I |
| AHRQ Quality & Disparities Reports EB | NeoFax NEW! EB I | Cochrane Methodology Register EB I |
| Cochrane Systematic Reviews EB I | PEPID I T | More EBSCOHost Databases I T |
| Cultural Competency Resource Ctr I | Prescriber's Letter CE I T | Google Scholar I |
| DXplain I T | Reprotox NEW! I | Health Business Elite (health admin) I |
| DynaMed EB CE I T | MORE Drug Resources... | HealthStar (health admin) I T |
| First Consult I T | Multimedia/Learning Objects | Health & Psychosocial Instruments (HaPI) I |
| MDConsult CE I T | Access Medicine I | Ovid Medline I T |
| Nat'l Guidelines Clearinghouse I T | Access Pediatrics NEW! I | Psychology and Behavioral Sciences I |
| Nursing Consult I T | Access Surgery I | Psychmp I T |
| Pediatric Care Online I T | Anatomy/Physiology Teaching Assistant I T | PubMed Medline I T |
| PEPID I T | Learning Objects Collection | PubMed Single Citation Matcher |
| Procedures Consult I T | LexiComp Dental I T | PubMed Clinical Queries |
| Psychiatry Online I T | MD Consult Images I T | MORE Article Resources... |
| UpToDate I T | Nursing Consult Images I T | |
| VisualDx I T | Procedures Consult I T | |
| MORE Evidence-Based Resources... | Smart Imagebase I T | |
| | VisualDx I T | |
| | MORE Multimedia Resources... | |





Nursing Consult

Resource Summary

- Virtual library of full-text nursing books, journals, guidelines, images, drug information, and patient handouts

Resource Features

- Partially evidence-based
- Levels of evidence
- Intended for point-of-care use
- Current awareness and alerting
- Drug information
- Drug interactions
- LVHN approved patient education
- Guidelines
- Images
 - Images can be used for teaching and presentations within the institution including eLearning (copyright and other proprietary notices must be kept intact) - [Terms of Use](#)
 - To use images in a poster, publication, or for any other similar use outside, permission must be requested through the [Elsevier Rights Department](#)
- Textbooks
- IV & PO Dosage calculators
- Dictionary

Specialty Coverage

- Nursing

Tutorials & Search Tips

- [Nursing Consult Overview](#)

Mobile

- N/A

CME

- N/A

How to Cite

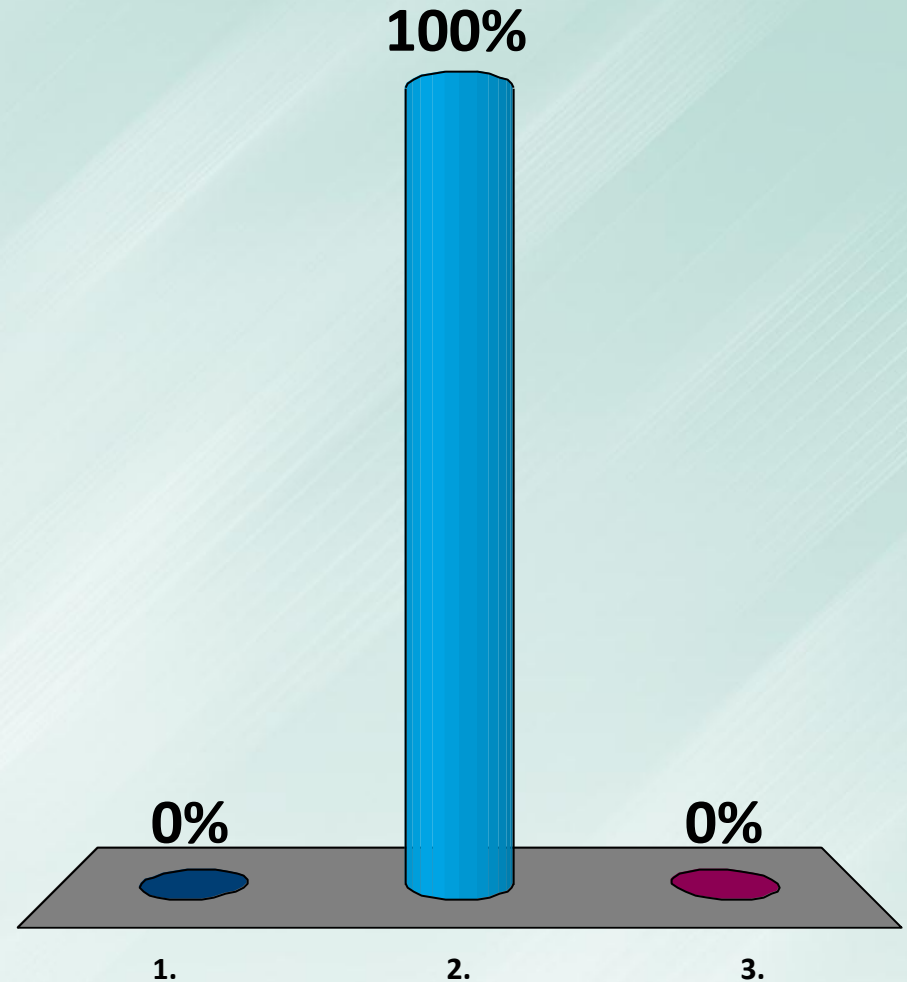
- Author, A. A., & Author, B. B. (Date of publication). Title of document. Retrieved from [http://Web address](#)

Copyright Information for Images & Multimedia

- You may print or download Content from the Site for your own personal, non-commercial, informational or scholarly use, provided that you keep intact all copyright and other proprietary notices. Images in eLearning must be clearly attributed and not accessible to the public.

Is everything on the Internet free to use?

1. Yes
2. No
3. Not sure



Search Engine Image Search

- Use Google, Bing, etc.
- Filter options: color, size, type, time-range
- Just because it's on the web doesn't mean you have permission to use
- Ask yourself: Can you really (legally) use the image???

Media Repositories

- Wikimedia Commons
- National Library of Medicine, *Medicine in the Americas*
- Public Health Image Library
- Medical Heritage Library
- American Association for the History of Nursing (AAHN)
- MS Office clip art

Stock Photo Sites

- Stock photography and illustrations that can be purchased individually and licensed for general use
- **Always check licensing before purchasing to ensure you're covered in your usage**
- iStock.com, gettyimages, iStockPhoto.com, Shutterstock.com, etc...



What can I legally use?

- Copyright is a set of legal rights that an author of a creative work has over her/his work for a period of time

© Petre, 2014

- Public Domain refers to works where the copyright has expired, been forfeited, or never existed
- Works produced by employees of the United States government (in the course of duty) are not eligible for copyright protection.

Creative Commons Licenses



Fair Use

- Fair Use is a doctrine that allows for use/reproduction without permissions or payment for a copyrighted work
- The distinction between fair use and copyright infringement is NOT well-defined

Fair Use

There are four factors to be considered in determining Fair Use:

1. The purpose and character of the use
commercial or nonprofit educational
2. The nature of the copyrighted work
factual vs. creative, published vs. unpublished
3. The amount & substantiality of the portion used
relation to the copyrighted work as a whole
4. The effect of the use upon the potential market
value of, the copyrighted work

Adding Images: Methods

- Screen-captures /screen shot
- Scan a photograph or drawing/illustration
- Download and save from Library, Resource site, stock photo site, etc...
- Upload a digital photograph

Citing and Attributing

Both serve to give credit and provide a way to find the source

- When to Cite
- When to Attribute

Attribution Example



The selfie. (AP Photo/Ellen DeGeneres)

Associated Press/ Ellen DeGeneres. “*The Selfie*”. Retrieved 4/7/2014 from <http://www.poynter.org/latest-news/mediawire/241886/ellen-degeneres-grants-ap-rights-for-editorial-use-of-oscar-selfie/>

Who owns copyright of this image?

- Ellen DeGeneres
- Associated Press
- Samsung
- iPhone
- Twitter
- Bradley Cooper

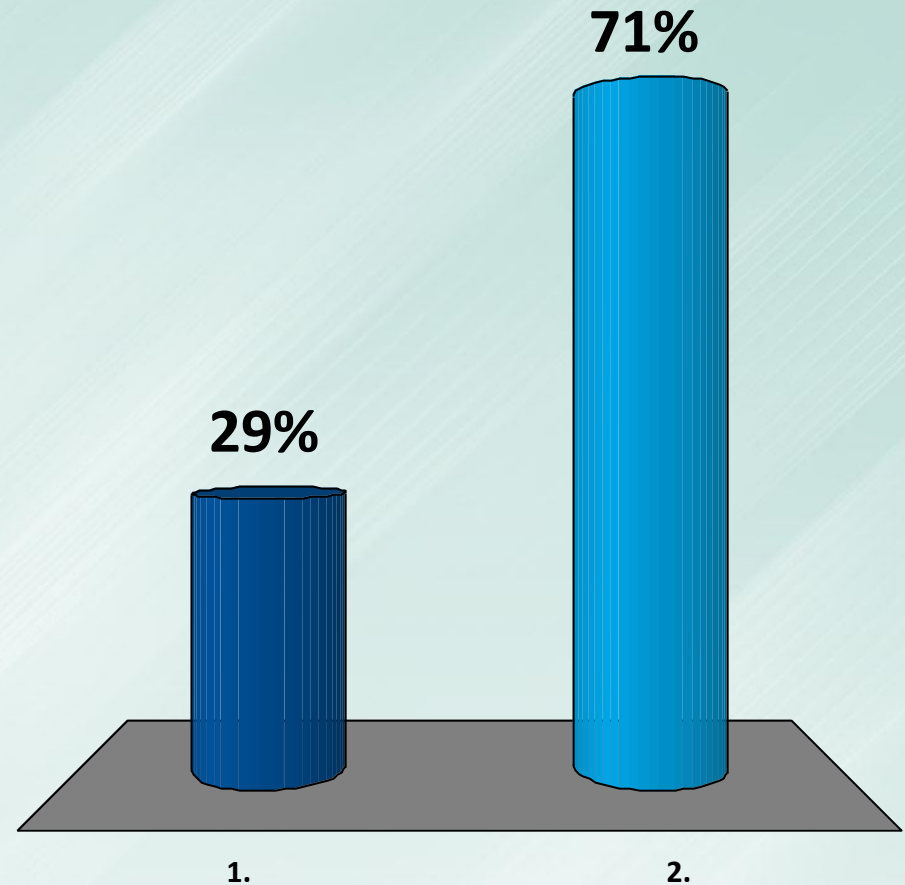
<http://www.poynter.org/latest-news/mediawire/241886/ellen-degeneres-grants-ap-rights-for-editorial-use-of-oscar-selfie/>

Aesthetics

- Do the images/ charts provide an appropriate visual representation of your message?
- Are the images, charts, text large enough? Clear enough?
- Is it overlapping your content?

I've been asked to write an article about my poster. I'm ready to submit the article what do I do?

1. Sign the agreement
2. What agreement?



What do you think?

- Example 1
- Example 2
- Example 3
- Example 4
- Example 5
- Example 6

Creative Approach

Early Care and Transfer of Burn Patients

Through this program, I have learned how to...

- Complete literature searches
- Interpret research articles
- Evaluate the significance of my findings
- Classify research articles
- Build evidence tables

Classifications of Burns

- First degree burns cause redness and swelling in the outermost layers of the skin.
- Second degree burns cause redness, swelling, and blistering. The damage extends down to deeper layers of the skin.
- Third degree burns destroy the entire depth of the skin. It can also damage fat, muscle, organs, or bone beneath the skin. Significant swelling is common, and death can occur in the most severe cases.

Mechanisms of Burns

ELECTRICAL: Electrical burns occur when a person is struck by current in an electrical system. Electrical burns can result from contact with either alternating current (AC) or direct current (DC). Signs include light redness and pain.

CHEMICAL: A burn due to a caustic chemical. Acid or alkali.

INHALATIONAL: Injury within the respiratory tract.

THERMAL: Injury caused by hot objects, steam, or fluids.

BURN BASICS

Thermal Burns:

Remove Contact. Cool and Protect. Cool the burn with clean, room temperature water or saline. Keep the patient warm. Do not break the blisters. Do not use ointment.

Inhalational Burns:

Keep patient cool and alert. Have them lie on their back. Do not give anything by mouth. Do not use oxygen. Do not use mouth-to-mouth resuscitation. Do not use heat.

Chemical Burns:

Remove clothing and jewelry. Remove chemical off body. Flush with copious amounts of water. Do not use ointment. Do not use heat.

Electrical Burns:

Remove patient from source of electricity. Do not touch patient if still in contact with electricity. Do not use ointment. Do not use heat.


Guidelines for Early Care and Transfer of Burn Patients

Research Scholar: Paige Krystofinski
Mentors: Daniel Lozano M.D., F.A.C.S.
and Patrick Pagella RN
Department: Burn Center

More information

- Scholarly Works
- LVHN Policies
- Other Examples
- Training and Classes
- Subject Guides/Reading Lists

Action Plan



References

- Keely BR. ***Planning and creating effective scientific posters.*** *J Contin Educ Nurs.* 2004;35(4):182-185.
- American College of Physicians. ***Preparing a Poster Presentation,*** Retrieved 3/27/2013, from http://www.acponline.org/residents_fellows/competitions/abstract/prepare/po_s_pres.htm
- Purrington, Colin ***Advice on Designing Scientific Posters,*** Retrieved 3/27/2013, from <http://colinpurrington.com/tips/academic/posterdesign>
- Sherman, R.O. ***How to create an effective poster presentation.*** *American Nurse Today.* 2010;5(9):13-15.
<http://www.americannursetoday.com/article.aspx?id=7056>

Questions

[Kristine A.Petre@lvhn.org](mailto:Kristine_A.Petre@lvhn.org)
amy_b.smith@lvhn.org



Cedar Crest

17th Street

Muhlenberg

Health Centers

A PASSION FOR BETTER MEDICINE.™

