

Kansas Agricultural Experiment Station Research Reports

Volume 0
Issue 2 *Dairy Research (1984-2014)*

Article 241

2007

Ability of low profile cross-ventilated freestall barns to improve environmental conditions for dairy cattle

John F. Smith

Joseph P. Harner

Michael J. Brouk

Follow this and additional works at: <https://newprairiepress.org/kaesrr>

 Part of the [Dairy Science Commons](#)

Recommended Citation

Smith, John F.; Harner, Joseph P.; and Brouk, Michael J. (2007) "Ability of low profile cross-ventilated freestall barns to improve environmental conditions for dairy cattle," *Kansas Agricultural Experiment Station Research Reports*: Vol. 0: Iss. 2. <https://doi.org/10.4148/2378-5977.3166>

This report is brought to you for free and open access by New Prairie Press. It has been accepted for inclusion in Kansas Agricultural Experiment Station Research Reports by an authorized administrator of New Prairie Press. Copyright 2007 Kansas State University Agricultural Experiment Station and Cooperative Extension Service. Contents of this publication may be freely reproduced for educational purposes. All other rights reserved. Brand names appearing in this publication are for product identification purposes only. No endorsement is intended, nor is criticism implied of similar products not mentioned. K-State Research and Extension is an equal opportunity provider and employer.



Ability of low profile cross-ventilated freestall barns to improve environmental conditions for dairy cattle

Abstract

Recently, there has been interest in constructing mechanical ventilation with evaporative pads to improve the environmental conditions for cows during periods of heat stress. Low profile cross-ventilated freestalls with evaporative pads (LPCV) have become a popular system. The purpose of this study was to evaluate how well these LPCV systems improve the temperature-humidity index (THI) under different ambient conditions. As ambient humidity increases, ability of the LPCV to reduce THI is decreased. Producers wishing to construct LPCV barns should carefully evaluate the climate in which they want to construct LPCV structures.; Dairy Day, 2007, Kansas State University, Manhattan, KS, 2007; Dairy Research, 2007 is known as Dairy Day, 2007

Keywords

Dairy Day, 2007; Kansas Agricultural Experiment Station contribution; no. 08-127-S; Report of progress (Kansas State University. Agricultural Experiment Station and Cooperative Extension Service); 984; Dairy; THI; Heat stress; Cross ventilation; Temperature-humidity index

Creative Commons License



This work is licensed under a [Creative Commons Attribution 4.0 License](https://creativecommons.org/licenses/by/4.0/).

ABILITY OF LOW PROFILE CROSS-VENTILATED FREESTALL BARNs TO IMPROVE ENVIRONMENTAL CONDITIONS FOR DAIRY CATTLE

J. F. Smith, J. P. Harner, and M. J. Brouk

Summary

Recently, there has been interest in constructing mechanical ventilation with evaporative pads to improve the environmental conditions for cows during periods of heat stress. Low profile cross-ventilated freestalls with evaporative pads (LPCV) have become a popular system. The purpose of this study was to evaluate how well these LPCV systems improve the temperature-humidity index (THI) under different ambient conditions. As ambient humidity increases, ability of the LPCV to reduce THI is decreased. Producers wishing to construct LPCV barns should carefully evaluate the climate in which they want to construct LPCV structures.

(Key words: THI, heat stress, cross ventilation.)

Introduction

Recently, producers have used cross-ventilation with evaporative pads to cool the air around the cow. As water is evaporated into the air, temperature will drop, and humidity will increase. Expected changes in THI, under different environmental conditions, using evaporative cooling, is presented in Figures 1 and 2. As humidity increases, it becomes more difficult to change the environment in which the cow is housed. It is important to have realistic expectations about the ability of these systems to change the environmental conditions in which they will be operated.

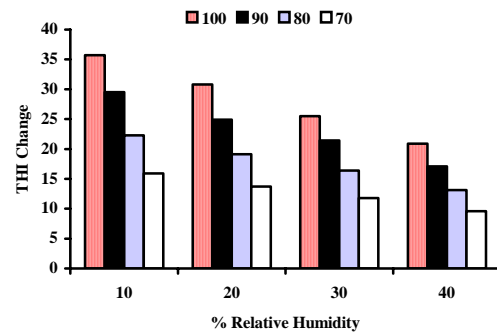


Figure 1. Potential THI Change in Response to Water Evaporation at 100°, 90°, 80°, and 70°F in a Low Relative Humidity Environment (Adapted from ASHRAE Handbook, 1993).

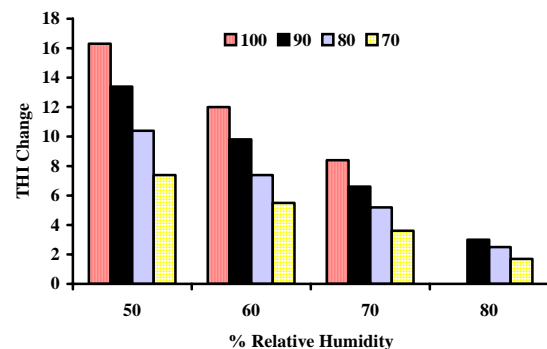


Figure 2. Potential THI Change in Response to Water Evaporation at 100°, 90°, 80°, and 70°F in a High Relative Humidity Environment (Adapted from ASHRAE Handbook, 1993).

Procedures

During the summer of 2006, data loggers were used to evaluate an 8-row, low-profile, cross-ventilated, freestall barn with evaporating pads to determine the ability of this system to reduce heat stress under different environmental conditions. The facility evaluated was 210 feet wide by 420 feet long, with a side-wall height of 13 feet, and a roof pitch of 0.5 feet in 12 feet. Two data loggers were installed to monitor ambient, barn intake, and barn exhaust temperature and percent relative humidity every 15 minutes. The THI was calculated for ambient, barn intake, and barn exhaust locations.

Results and Discussion

Temperature data collected in this study demonstrates the limitation of the LPCV sys-

tem to improve the environment inside the structure during periods of high humidity. Ambient barn intake and barn exhaust temperature, relative humidity, and THI for 4 different days (July 1, 4, 26, and 29, 2006) with different ambient conditions are presented in Figures 3 through 14. These figures demonstrate that as ambient humidity increases, ability to reduce temperature with evaporative cooling (evaporative pads) and cross ventilation is compromised. Individual climates should be evaluated to set realistic expectations on how well the LPCV system will improve environmental conditions. Further research is needed to investigate the combination of soaker and evaporative cooling to reduce potential heat stress during periods of high relative humidity and high temperatures.

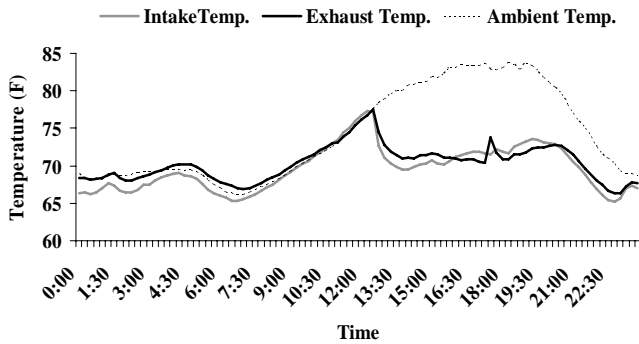


Figure 3. Typical Day Temperatures (July 1, 2006).

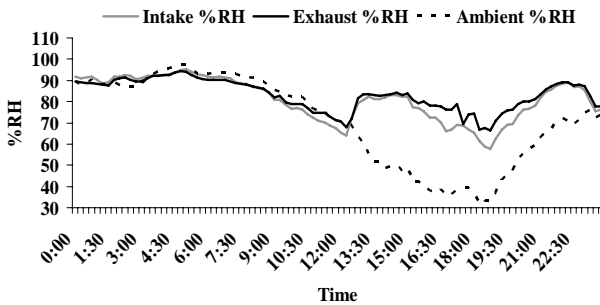


Figure 4. Typical Day Relative Humidity (July 1, 2006).

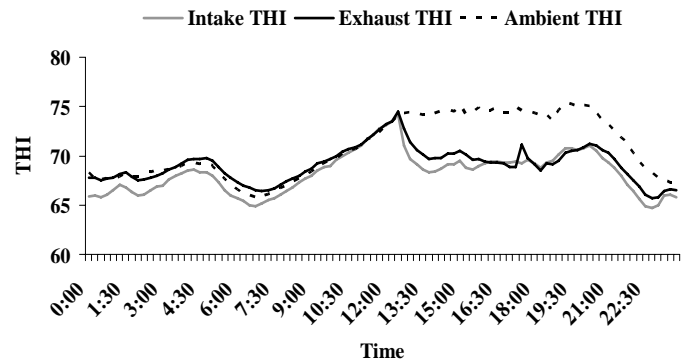


Figure 5. Typical Day THI (July 1, 2006).

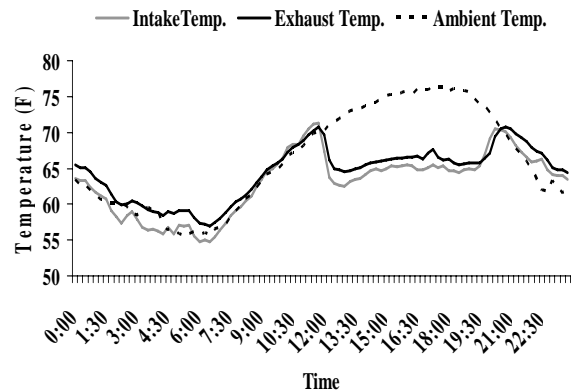


Figure 6. Typical Cool Summer Day Temperatures (July 4, 2006).

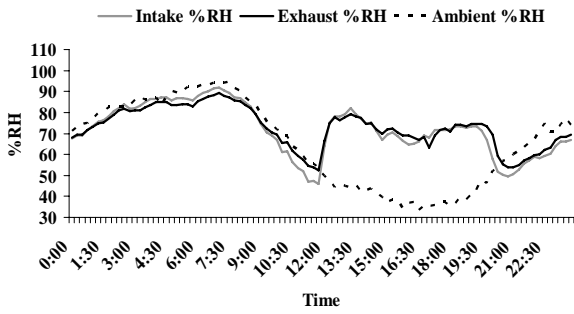


Figure 7. Typical Cool Summer Day Relative Humidity (July 4, 2006).

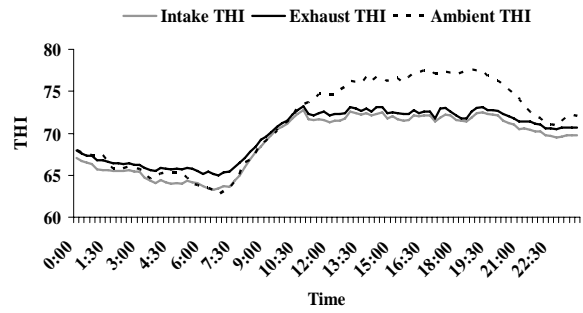


Figure 11. Typical Low Humidity Day THI (July 26, 2006).

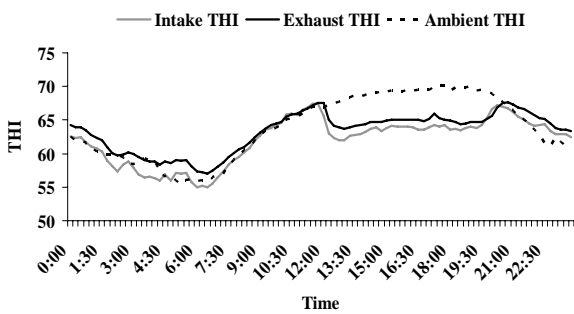


Figure 8. Typical Cool Summer Day THI (July 4, 2006).

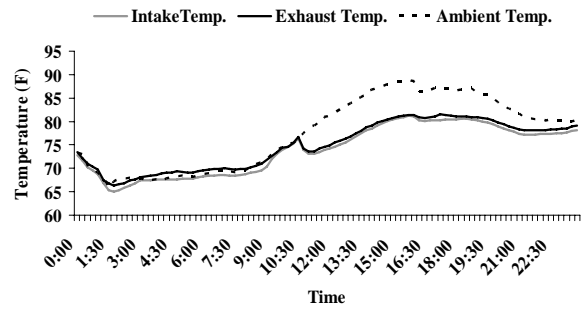


Figure 12. Typical Very Humid Day Temperatures (July 29, 2006).

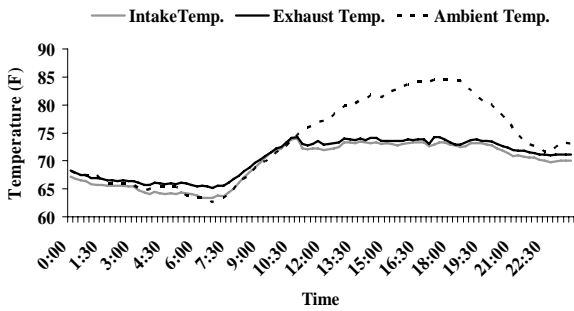


Figure 9. Typical Low Humidity Day Temperatures (July 26, 2006).

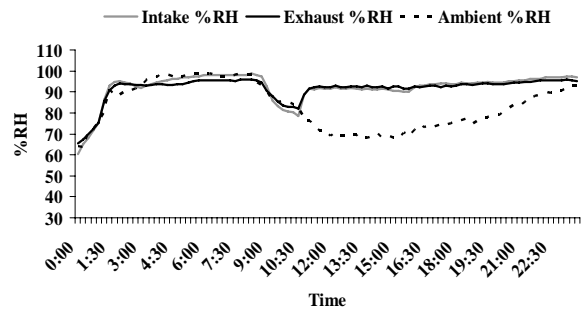


Figure 13. Typical Very Humid Day Relative Humidity (July 29, 2006).

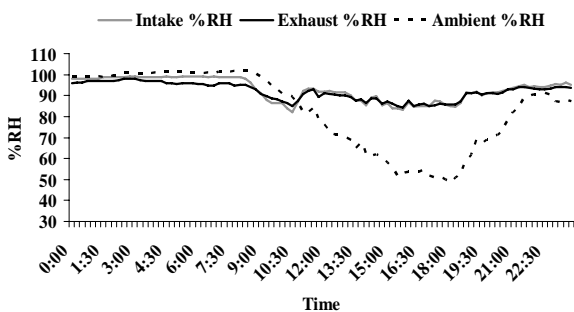


Figure 10. Typical Low Humidity Day Relative Humidity (July 26, 2006).

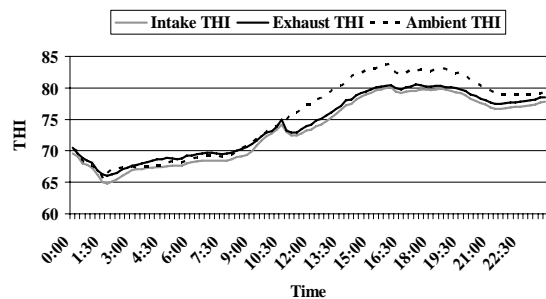


Figure 14. Typical Very Humid Day THI (July 29, 2006).