



New CLEO II Results on Charm Hadron Decays

K.K. Gan^{*†}

Department of Physics, The Ohio State University, Columbus, OH 43210, U.S.A.

E-mail: gan@mps.ohio-state.edu

ABSTRACT: We present new results on charm hadron decays from the CLEO II experiment. The D^{*+} width is measured for the first time, $\Gamma(D^{*+}) = 96 \pm 4 \pm 22$ keV. The semileptonic decay branching fractions are determined to be $B(D^+ \rightarrow \bar{K}^{*0}e^+\nu_e) = (6.7 \pm 0.4 \pm 0.5 \pm 0.4)\%$ and $B(D^+ \rightarrow \bar{K}^{*0}\mu^+\nu_\mu) = (6.5 \pm 0.9 \pm 0.5 \pm 0.4)\%$. We observe evidence for $\Omega_c \rightarrow \Omega^-e^+\nu_e$ and measure the product of the branching fraction and cross section, $B(\Omega_c \rightarrow \Omega^-e^+\nu_e) \cdot \sigma(e^+e^- \rightarrow \Omega_c X) = 42.2 \pm 14.1 \pm 11.9$ fb. Within the framework of Heavy Quark Effective Theory, we measure in the decay $\Lambda_c^+ \rightarrow \Lambda e^+\nu_e$ the form factor ratio, $R = f_2/f_1 = -0.31 \pm 0.06 \pm 0.06$. This provides strong evidence that the form factor f_2 describing spin interaction of the s quark is non-zero. The Ξ_c^+ lifetime is measured to be $503 \pm 47 \pm 18$ fs. The results on branching fractions, cross section, and form factor ratio are preliminary.

We present new results on charm hadron decays from the CLEO II experiment [1] at the Cornell Electron Storage Ring (CESR). The data were collected at the $\Upsilon(4S)$ ($\sqrt{s} \sim 10.6$ GeV) resonance and at energies just below. In this paper, we begin with the presentation of the first measurement of the D^{*+} width. We then report the measurement of the branching fractions for the semileptonic decays $D^+ \rightarrow \bar{K}^{*0}e^+\nu_e$ and $\bar{K}^{*0}\mu^+\nu_\mu$. We then present evidence for the decay $\Omega_c \rightarrow \Omega^-e^+\nu_e$ and measurement of the product of the branching fraction and cross section. This is followed by the measurement of form factor ratio in the decay $\Lambda_c^+ \rightarrow \Lambda e^+\nu_e$ within the framework of Heavy Quark Effective Theory. Finally, we present the measurement of Ξ_c^+ lifetime.

1. First Measurement of D^{*+} Width

A measurement of D^{*+} width provides a test of the non-perturbative strong physics involving heavy quarks. The predictions for the width range from 15 to 150 keV [2]. The level splittings in the B sector are not large enough for strong transitions. Therefore a measurement of the D^{*+} width gives unique information about the strong coupling constant

^{*}Speaker.

[†]Representing the CLEO Collaboration.

in heavy-light meson systems. The width depends only on g , a universal strong coupling between heavy vector and pseudoscalar mesons to the pion, since the small contribution of the electromagnetic decay can be neglected, yielding

$$\Gamma(D^{*+}) = \frac{g^2}{12\pi f_\pi^2} (2p_{\pi^+}^3 + p_{\pi^0}^3), \quad (1.1)$$

where f_π is the pion decay constant and the momentum is for the pion in the D^{*+} rest frame [3] for the decay $D^{*+} \rightarrow D^0\pi^+$ and $D^+\pi^0$, respectively.

The width is measured from the distribution of the energy release, $Q \equiv M(K^-\pi^+\pi_{slow}^+) - M(K^-\pi^+) - m_{\pi^+}$, in the decay $D^{*+} \rightarrow \pi_{slow}^+ D^0 \rightarrow \pi_{slow}^+ K^-\pi^+$ [4]. The analysis uses a data sample corresponding to an integrated luminosity of 9.0 fb^{-1} . The measurement uses advanced tracking techniques and a reconstruction method that takes advantage of the small vertical size of the CESR beam spot, a Gaussian width of $\sim 10 \text{ } \mu\text{m}$ vertically as compare to $\sim 300 \text{ } \mu\text{m}$ horizontally. The K^- and π^+ are required to form a common vertex. The resultant D^0 are then projected back to the CESR luminous region to determine the D^0 production point. This procedure determines a precise D^0 production point for D^0 's moving out of the horizontal plane and hence those moving within 0.3 radians of the horizontal plane are rejected. The track π_{slow}^+ is refit constraining its trajectory to intersect the D^0 production point. This improves the resolution of the energy release by more than 30%. The improvement is essential for this analysis as the resolution of $\sim 150 \text{ keV}$ is comparable with the D^{*+} width. The Q distribution as shown in Fig. 1 is fit with a P-wave Breit-Wigner using the unbinned maximum likelihood technique. The result is

$$\Gamma(D^{*+}) = 96 \pm 4 \pm 22 \text{ keV}. \quad (1.2)$$

The difference in the result between relativistic and non-relativistic Breit-Wigner is negligible. This is the first measurement of the D^{*+} width; the previous upper limit as measured by the ACCMOR collaboration is $\Gamma(D^{*+}) < 131 \text{ keV}$ at the 90% confidence level [5]. The width yields the strong coupling

$$g = 0.59 \pm 0.01 \pm 0.07. \quad (1.3)$$

This is consistent with theoretical predictions based on HQET and relativistic quark models, but higher than predictions based on QCD sum rules. We also measure the energy release in the decay and find

$$\Delta m \equiv m_{D^{*+}} - m_{D^0} = 145.412 \pm 0.002 \pm 0.012 \text{ MeV}/c^2. \quad (1.4)$$

This agrees with the value, $145.436 \pm 0.016 \text{ MeV}/c^2$, computed from a global fit of all flavors of $D^* - D$ mass difference [6].

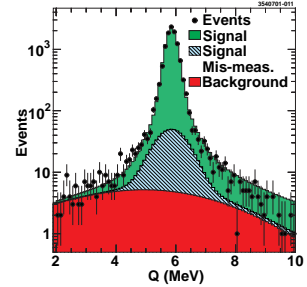


Figure 1: Fit to the energy release distribution in D^{*+} decay.

2. Measurement of Branching Fractions for $D^+ \rightarrow \bar{K}^{*0}l^+\nu_l$

In the semileptonic decay $D^+ \rightarrow \bar{K}^{*0}l^+\nu_l$, the transition amplitude is proportional to the product of the leptonic and hadronic currents. The hadronic current can be parameterized by a few analytic functions called form factors. There are no reliable calculations of the form factors. A measurement of the form factors will help to guide the theoretical progress. It will also help to reduce the uncertainty in the measurement of V_{ub} from the decay $b \rightarrow ul\nu$ since the form factors for the two decays are related.

We measure the semileptonic decay branching fractions using the decay chain $D^{*+} \rightarrow D^+\pi^0$, $D^+ \rightarrow \bar{K}^{*0}l^+\nu_l$, and $\bar{K}^{*0} \rightarrow K^-\pi^+$. The data sample used corresponds to an integrated luminosity of 9.0 fb^{-1} . The analysis assumes that the direction of the D meson can be approximated by the thrust axis of the event [7]. Two methods are used to obtain up to three values for the missing ν momentum, \vec{p}_ν . In the first method, the two ν momenta are given by the two intersections of the D direction with the locus satisfying $m_{K\pi\nu} = m_{D^+}$ as shown in Fig. 2. The second method uses the missing momentum of each event as an estimate of the ν momentum. Among these three ν momentum estimates, the estimate which gives $\delta m = m_{K\pi\nu\pi^0} - m_{K\pi\nu}$ closest to the known value of $m_{D^{*+}} - m_{D^+}$ [6] is chosen. To measure the number of candidate semileptonic decays, we first plot $K\pi$ mass distribution in bins of δm and then fit for the number of K^{*0} . We then plot the K^{*0} yield as a function of δm and fit the resultant distribution for the number of semileptonic decay candidates. Figure 3 shows the δm distribution of the electron mode.

The semileptonic branching fractions are measured by normalizing to the decay $D^+ \rightarrow K^-\pi^+\pi^+$ for two reasons. First, the branching fraction of the normalization decay has been measured with good precision and second, many systematic errors cancel in the ratio. The normalization decay candidates are selected with similar selection criteria and the yield extracted using a similar δm fitting procedure. The results on the branching fractions are

$$B(D^+ \rightarrow \bar{K}^{*0}e^+\nu_e) = (6.7 \pm 0.4 \pm 0.5 \pm 0.4)\% \quad (2.1)$$

$$B(D^+ \rightarrow \bar{K}^{*0}\mu^+\nu_\mu) = (6.5 \pm 0.9 \pm 0.5 \pm 0.4)\%. \quad (2.2)$$

This is the first simultaneous measurements of both branching fractions by the same experiment. The two measurements are consistent with lepton universality. The measurements are also consistent with theoretical predictions [8] and other measurements [6] except for the electron mode which is $\sim 3\sigma$ higher than that of E691 [9].

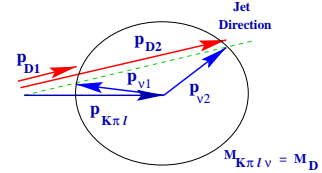


Figure 2: Locus that provides the solutions for the two ν momenta in the decay $D^+ \rightarrow \bar{K}^{*0}l^+\nu_l$.

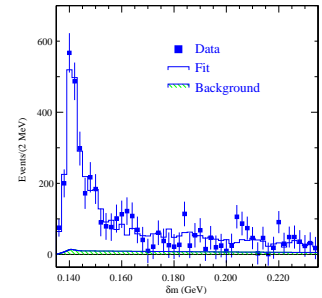


Figure 3: δm distribution of the decay $D^+ \rightarrow \bar{K}^{*0}e^+\nu_e$.

3. Evidence for the Decay $\Omega_c \rightarrow \Omega^- e^+ \nu_e$

Heavy Quark Expansions (HQE) provide a successful description of the lifetimes of charm hadrons and of the absolute semileptonic branching ratios of the D^0 and D_s [10]. Charm baryons provide new information as corrections to HQE of order $1/m_c^2$ and $1/m_c^3$, yielding sizeable differences between the semileptonic widths of charm mesons and baryons. Comparing the semileptonic widths therefore provides a test of HQE and duality.

We searched in $e^+e^- \rightarrow c\bar{c}$ events for the decay $\Omega_c \rightarrow \Omega^- e^+ \nu_e$ with $\Omega^- \rightarrow \Lambda K^-$ and $\Lambda \rightarrow p\pi^-$. We identify the decay by detecting $\Omega^- e^+$ combinations with invariant mass in the range $m_\Omega < m_{\Omega e} < m_{\Omega_c}$. The analysis is based on a data sample with an integrated luminosity of 13.8 fb^{-1} . Figure 4 shows the ΛK mass distribution for combinations with a right sign (e^+) and wrong sign (e^-) lepton. A fit to the mass spectrum yields $13.0 \pm 3.8 \Omega^- e^+$ pairs of which 11.4 ± 3.8 are consistent with the decay $\Omega_c \rightarrow \Omega^- e^+ \nu_e$ and the remainder are consistent with background. Only 1 wrong sign pair is observed. The probability that the signal is due to a background fluctuation is $P < 9 \times 10^{-4}$. We have therefore established evidence for the semileptonic decay $\Omega_c \rightarrow \Omega^- e^+ \nu_e$. This is the first β decay where none of the quarks in the parent baryon are light. The product of the branching fraction and cross section is measured to be

$$B(\Omega_c \rightarrow \Omega^- e^+ \nu_e) \cdot \sigma(e^+e^- \rightarrow \Omega_c X) = 42.2 \pm 14.1 \pm 11.9 \text{ fb}. \quad (3.1)$$

4. Form Factor Ratio Measurement in the Decay $\Lambda_c^+ \rightarrow \Lambda e^+ \nu_e$

In HQET if the initial and final states of Λ type baryons both contain a heavy quark, only one form factor governs the semileptonic transition. If the quark produced in the decay is light, there are two form factors. The second form factor is expected to be smaller and it accounts for the spin interaction between the quarks in the Λ . By studying the decay rate distribution of the decay kinematic variables in the decay $\Lambda_c^+ \rightarrow \Lambda e^+ \nu_e$, we extract the ratio $R = \frac{f_2}{f_1}$ assuming a dipole dependence of the form factor evolution [11]. The same

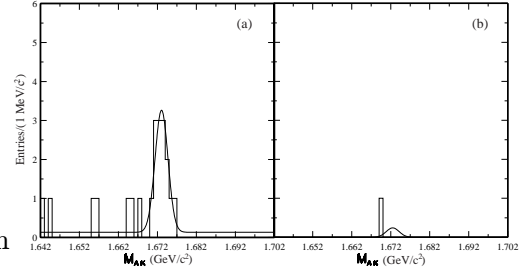


Figure 4: Invariant mass of ΛK pairs with a right (a) and wrong (b) sign lepton.

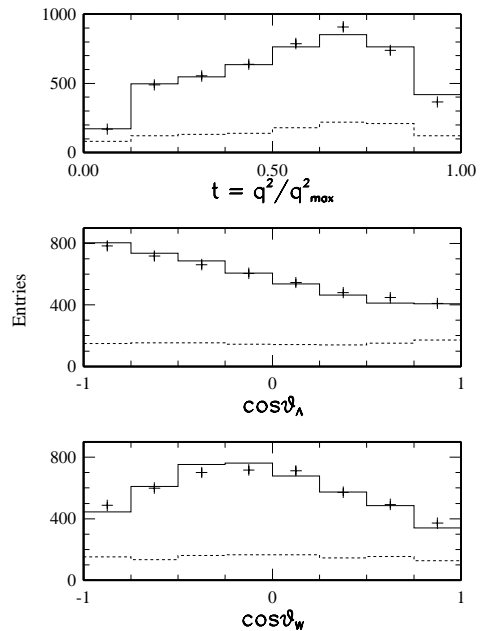


Figure 5: Projections of the fit (solid lines) to the kinematic variables of the decay $\Lambda_c^+ \rightarrow \Lambda e^+ \nu_e$. The dashed lines are the sum of the backgrounds.

set of form factors governs the decay $\Lambda_b \rightarrow pe^- \bar{\nu}_e$ and hence our measurement provides an important input for the extraction of $|V_{ub}|$ from the decay.

We searched for Λ_c in $e^+e^- \rightarrow c \bar{c}$ events by detecting Λe^+ pairs with $\Lambda \rightarrow p\pi^-$. The analysis uses a data sample with an integrated luminosity of 13.4 fb^{-1} . The momentum of Λ_c cannot be measured due to the undetected neutrino. An estimate of the momentum is obtained by requiring consistency of the Λ and e^+ with originating in a semileptonic decay, the overall event shape, and the Λ_c fragmentation function. The form factor ratio is measured from the decay rate distribution of three decay kinematic variables, $t = q^2/q_{max}^2$, $\cos \theta_\Lambda$, and $\cos \theta_W$, where θ_Λ (θ_W) is the angle between p and Λ (e and W) in the center of mass of the Λ (W). An unbinned maximum likelihood fit [12] to the kinematic variable distributions (see Fig. 5) yields

$$R = f_2/f_1 = -0.31 \pm 0.06 \pm 0.06. \quad (4.1)$$

This is consistent with our previous measurement [13] but with much improved precision. The result provides strong evidence that the form factor f_2 describing the spin interaction of the s quark is non-zero.

5. Measurement of Ξ_c^+ Lifetime

Charm baryon lifetime measurements provide insight into the dynamics of non-perturbative heavy quark decays. Unlike the case of charm mesons, the exchange mechanism is not helicity suppressed and therefore can be comparable in magnitude to the spectator diagram. In addition, color suppression is only active for particular decay channels. While several theoretical models [14] can account for the apparent lifetime hierarchy, $\tau_{\Xi_c^+} > \tau_{\Lambda_c^+} > \tau_{\Xi_c^0} > \tau_{\Omega_c}$, experimental results are necessary to advance our understanding of the various contributions to the hadronic width.

We measure the Ξ_c^+ lifetime using the decay $\Xi_c^+ \rightarrow \Xi^- \pi^+ \pi^+$ with $\Xi^- \rightarrow \Lambda \pi^-$ and $\Lambda \rightarrow p\pi^-$ [15]. The lifetime is measured from the decay length in the vertical direction because of the significantly smaller beam spread (see Section 1). The measurement takes advantage of the three-layer double-sided silicon strip tracker installed in the CLEO II.V detector. The analysis uses a data sample corresponding to an integrated luminosity of 9.0 fb^{-1} . The proper time distribution of the Ξ_c^+ candidates is shown in Fig. 6. An unbinned maximum likelihood fit yields,

$$\tau_{\Xi_c^+} = 503 \pm 47 \pm 18 \text{ fs}. \quad (5.1)$$

This is the first measurement of the lifetime from an e^+e^- experiment with different systematic errors from those of the fixed target experiments. The result is higher than the current world average, 330^{+60}_{-40} fs, as is the Focus collaboration's result of $439 \pm 22 \pm 9$ fs [16]. We can combine our result with the recent CLEO II.V measurement [17] of the Λ_c^+ lifetime, $\tau_{\Lambda_c^+} = 179.6 \pm 6.9 \pm 4.4$ fs to obtain $\tau_{\Xi_c^+}/\tau_{\Lambda_c^+} = 2.8 \pm 0.3$. The CLEO II.V ratio is higher than the expectations, $\sim 1.2 - 1.7$, from models based on a $1/m_c$ expansion [14].

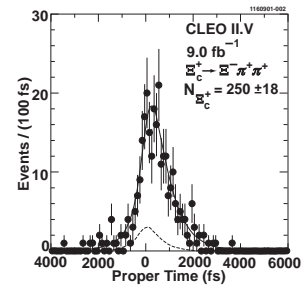


Figure 6: Proper time distribution of Ξ_c^+ candidates.

Acknowledgments

This work was supported in part by the U.S. Department of Energy. The author wishes to thank M. Dubrovin, T. Hart, S.J. Lee, and V. Pavlunin for helps in preparing the talk. The author wishes to thank R. Kass for the careful reading of this manuscript.

References

- [1] Y. Kubota *et al.* (CLEO Collaboration), *Nucl. Instrum. Meth.* **A320** (1992) 66; T.S. Hill, *Nucl. Instrum. Meth.* **A418** (1998) 32.
- [2] P. Singer, *Acta Phys. Polon.* **B30** (1999) 3849; J.L. Goity and W. Roberts, *Phys. Rev. D* **64** (2001) 094007; K.O.E. Henriksson *et al.*, *Nucl. Phys.* **A 686** (2001) 355; M. Di Pierro and E. Eichten, *Phys. Rev. D* **64** (2001) 114004. Also see V.M. Belyaev *et al.*, *Phys. Rev. D* **51** (1995) 6177 and references therein.
- [3] M. Wise, *Phys. Rev. D* **45** (1992) 2188; G. Burdman and J.F. Donoghue, *Phys. Lett.* **B 280** (1992) 287; T. Yan *et al.*, *Phys. Rev. D* **46** (1992) 1148 (Erratum, *ibid.* **55** (1992) 5851). Also see D. Becirevic and A.L. Yaouanc, *J. High Energy Phys.* **9903** (1999) 021 and references therein.
- [4] A. Anastasov *et al.* (CLEO Collaboration), [hep-ex/0108043](#); S. Ahmed *et al.* (CLEO Collaboration), [hep-ex/0108013](#);
- [5] S. Barlag *et al.* (ACCMOR Collaboration), *Phys. Lett.* **B 278** (1992) 480.
- [6] D.E. Groom *et al.* (Particle Data Group), *Eur. Phys. J.* **C 15** (2000) 1.
- [7] E. Fahri, *Phys. Rev. Lett.* **39** (1977) 1587.
- [8] D. Scora and N. Isgur, *Phys. Rev. D* **52** (1995) 2783; C.R. Alton, *Phys. Lett.* **B 345** (1993) 513; S. Gusken *et al.*, *Nucl. Phys.* **47** (*Proc. Suppl.*) (1996) 485; M. Nieves, *Nucl. Phys.* **42** (*Proc. Suppl.*) (1995) 43; A. Abada *et al.*, *Nucl. Phys.* **B 416** (1994) 675.
- [9] J.C. Anjos *et al.* (E691 Collaboration), *Phys. Rev. Lett.* **62** (1989) 722.
- [10] G. Bellini, I.I.Y. Bigi, and P. Dornan, *Phys. Rept.* **289** (1997) 1; I.I.Y. Bigi, in Proc. of BCP3, Taipei, Taiwan, 1999, H.Y. Cheng and W.S. Hou (eds.), World Scientific, 2000, [hep-ph/0001003](#), and references therein.
- [11] J.G. Korner and M. Kramer, *Phys. Lett.* **B 275** (1992) 495.
- [12] D.M. Schmidt, R.M. Morrison, and M.S. Witherell, *Nucl. Instrum. Meth.* **A328** (1993) 547.
- [13] G. Crawford *et al.* (CLEO Collaboration), *Phys. Rev. Lett.* **75** (1995) 624.
- [14] B. Blok and M.A. Shifman, in Proc. of Third Workshop on the Tau-Charm Factory, Marbella, Spain, June 1993, J. and R. Kirkby (eds.), Editions Frontieres, 1994, [hep-ph/9311331](#); B. Guberina and B. Melic, *Eur. Phys. J.* **C 2** (1998) 697.
- [15] A.H. Mahmood *et al.* (CLEO Collaboration), [hep-ex/0110058](#).
- [16] J.M. Link *et al.* (Focus Collaboration), *Phys. Lett.* **B 523** (2001) 53.
- [17] A.H. Mahmood *et al.* (CLEO Collaboration), *Phys. Rev. Lett.* **86** (2001) 2232.