

CERN-TH/98-143  
hep-ph/9805445

# Weyl–van-der-Waerden formalism for helicity amplitudes of massive particles

STEFAN DITTMAIER

*Theory Division, CERN  
CH-1211 Geneva 23, Switzerland*

## Abstract:

The Weyl–van-der-Waerden spinor technique for calculating helicity amplitudes of massive and massless particles is presented in a form that is particularly well suited to a direct implementation in computer algebra. Moreover, we explain how to exploit discrete symmetries and how to avoid unphysical poles in amplitudes in practice. The efficiency of the formalism is demonstrated by giving explicit compact results for the helicity amplitudes of the processes  $\gamma\gamma \rightarrow f\bar{f}$ ,  $f\bar{f} \rightarrow \gamma\gamma\gamma$ ,  $\mu^-\mu^+ \rightarrow f\bar{f}\gamma$ .

CERN-TH/98-143  
May 1998

arXiv:hep-ph/9805445v1 25 May 1998

# 1 Introduction

The calculation of scattering amplitudes and cross sections in lowest order of perturbation theory is one of the standard problems of elementary particle phenomenology in practice. Although this task is very simple for  $1 \rightarrow 2$  particle decays and  $2 \rightarrow 2$  particle reactions, the situation can become arbitrarily complicated for more particles in the final state, as the number  $N_D$  of contributing Feynman diagrams rapidly increases. Squaring amplitudes and using completeness relations for the wave functions does not represent an appropriate approach if  $N_D$  is large, because one would get  $N_D^2$  contributions. A reasonable way to avoid an explosion of the algebraic work consists in using spinor formalisms for the evaluation of amplitudes for definite polarization configurations. The squaring of the amplitudes and the spin summations are then performed numerically. Of course, the number of different polarization configurations also grows for more and more external particles, but in practice this fact is much less problematic than squaring amplitudes. In particular, the number of independent matrix elements can be reduced by exploiting discrete symmetries. Although the commonly applied spinor formalisms rely on the four-dimensionality of space-time, they are also useful for the calculation of higher-order corrections if the singularities in dimensional regularization are split off and controlled separately.

Various spinor techniques have been proposed and successfully applied in recent years. The first versions [1] proposed a clever choice of photon and gluon polarization vectors, which was dictated by the momenta of the attached fermions. This choice forces a lot of terms in the calculation to vanish, and relatively compact amplitudes result. Although the initial restriction to massless particles could be overcome [2], all those formalisms have in common that the usual Dirac algebra is still present. The final results for amplitudes are given in terms of standard products  $\bar{u}_1(p_1)u_2(p_2)$  of Dirac spinors. This form is useful for numerical evaluations, but too involved for further analytical purposes.

It is more elegant and transparent to express all needed ingredients, i.e. momenta, polarization vectors, and Dirac spinors, in terms of a single mathematical object. This leads us to two-component Weyl–van-der-Waerden (WvdW) spinors [3], which form the fundamental representations of the Lorentz group, and the related spinor calculus (see also Ref. [4]). Since WvdW spinors are closely related to light-like vectors, the application of the WvdW spinor calculus is extremely simple for massless particles. Such applications can be found, e.g. in Ref. [5]. The WvdW technique can also be used for massive particles if time-like momenta are decomposed into two light-like ones. This procedure was applied in Refs. [6, 7] for the calculation of bremsstrahlung corrections to production processes of massive weak gauge bosons, leading to rather compact results. However, the WvdW spinor formalism for massive particles is not yet well documented in the literature. In connection with the actual applications presented in Refs. [6, 7], the formalism was only briefly sketched, as far as was relevant for the special cases under investigation. More complete presentations of the technique for massive particles are either not suited for direct practical use [8] or appeared in unpublished studies [9, 10].

In addition to the more technical motivation above for considering amplitudes with definite polarization configurations, one should add some remarks on the physical role of polarized massive particles. In contrast with massless particles, the spin orientations of massive particles do not transform covariantly under Lorentz transformations; in partic-

ular, the property of being a helicity eigenstate is frame-dependent. Nevertheless, the polarization states of a massive particle also carry valuable physical information about the structure of its interaction. For instance, the longitudinal modes of the massive weak gauge bosons serve as a window into the scalar sector of the electroweak theory, and the reconstruction of the top-quark spin from its decay products reveals information about its static properties and form factors. For various aspects of physics with polarized massive particles, see Ref. [11] and references therein.

The aim of this paper is threefold. First, we give an introduction into the WvdW spinor technique for massive and massless particles. The presentation is deliberately held at a basic and detailed level, in order to facilitate the practical use of the method. In particular, we present all ingredients needed for an implementation in computer algebra. As wave functions for massive spin- $\frac{1}{2}$  and spin-1 particles, we take the helicity eigenstates formulated in Ref. [10], which appear to be very simple. The wave functions and the momenta of the corresponding massive particles are composed of the same set of auxiliary spinors, leading to simplifications in the calculation of amplitudes. Secondly, we show how to exploit the advantages of the formalism in practice. We explain the use of discrete symmetries, in order to reduce the algebraic work, and give a prescription for avoiding unphysical poles in amplitudes. In the presented examples, we treat the polarizations of massive fermions in a generic way, i.e. explicit results for definite helicity configurations follow from a few compact generic amplitudes upon setting auxiliary spinors to specific values. Thirdly, we give explicit results for helicity amplitudes of phenomenologically relevant processes involving massive particles. We explicitly treat the reactions  $\gamma\gamma \rightarrow f\bar{f}$ ,  $f\bar{f} \rightarrow \gamma\gamma$ ,  $\mu^-\mu^+ \rightarrow f\bar{f}\gamma$  in the framework of the electroweak Standard Model, and show how these results can be carried over to other processes such as  $\gamma\gamma \rightarrow f\bar{f}\gamma$ ,  $e^-\gamma \rightarrow e^-\gamma\gamma$ ,  $e^-\gamma \rightarrow e^-e^-e^+$  by using crossing relations.

The outline of the paper is as follows. In Sect. 2 we set our basic conventions for the WvdW spinor calculus and introduce helicity eigenstates for spin- $\frac{1}{2}$  and spin-1 particles. The necessary ingredients for calculating helicity amplitudes are described in Sect. 4, specifically containing a prescription for translating Feynman rules into the WvdW formalism, a formulation of discrete symmetries for helicity amplitudes, and a prescription for avoiding unphysical poles in amplitudes. The physical applications are presented in Sect. 5, and Sect. 6 contains a summary.

## 2 Basic definitions

### 2.1 Spinors

The basic philosophy of the WvdW formalism is to reduce all mathematical objects that belong to higher-dimensional representations of the Lorentz group to the two-dimensional irreducible representations  $D(\frac{1}{2}, 0)$  and  $D(0, \frac{1}{2})$ . According to these representations we distinguish covariant and contravariant WvdW spinors  $\psi_A$  and  $\psi^{\dot{A}}$ , respectively. Indices of WvdW spinors are denoted by capital letters throughout. The transition between the two-dimensional representations, which are non-equivalent, is achieved by complex conjugation

and a similarity transformation. Complex conjugation is consistently indicated by dotting (undotting) indices, i.e.

$$\psi_{\dot{A}} = (\psi_A)^*, \quad \psi^A = (\psi^{\dot{A}})^*. \quad (2.1)$$

The similarity transformation is mediated by the antisymmetric  $2 \times 2$  matrix  $\epsilon = i\sigma^2$ , where  $\sigma^a$  ( $a = 1, 2, 3$ ) are the standard Pauli matrices,

$$\epsilon^{AB} = \epsilon^{\dot{A}\dot{B}} = \epsilon_{AB} = \epsilon_{\dot{A}\dot{B}} = \begin{pmatrix} 0 & +1 \\ -1 & 0 \end{pmatrix}. \quad (2.2)$$

The matrix  $\epsilon$  defines how to raise and lower spinor indices,

$$\psi^A = \epsilon^{AB}\psi_B, \quad \psi^{\dot{A}} = \epsilon^{\dot{A}\dot{B}}\psi_{\dot{B}}, \quad \psi_A = \psi^B\epsilon_{BA}, \quad \psi_{\dot{A}} = \psi^{\dot{B}}\epsilon_{\dot{B}\dot{A}}. \quad (2.3)$$

Moreover,  $\epsilon$  provides the set of Clebsch–Gordan coefficients that project the product representations  $D(\frac{1}{2}, 0) \otimes D(\frac{1}{2}, 0)$  and  $D(0, \frac{1}{2}) \otimes D(0, \frac{1}{2})$  onto the trivial representation. For this reason, it is possible to define a Lorentz-invariant spinor product through

$$\langle \phi\psi \rangle = \phi_A\psi^A = \phi_1\psi_2 - \phi_2\psi_1, \quad \langle \phi\psi \rangle^* = \phi_{\dot{A}}\psi^{\dot{A}} = (\phi_1\psi_2 - \phi_2\psi_1)^*, \quad (2.4)$$

and  $\epsilon$  is called *spinor metric*. By definition, the spinor product is antisymmetric:

$$\langle \phi\psi \rangle = -\langle \psi\phi \rangle, \quad \langle \phi\phi \rangle = 0. \quad (2.5)$$

The fact that an antisymmetric tensor built of two-dimensional objects cannot have a rank higher than 2 implies a Schouten identity for the spinor metric,

$$\epsilon^{AB}\epsilon^{CD} + \epsilon^{AC}\epsilon^{DB} + \epsilon^{AD}\epsilon^{BC} = 0, \quad (2.6)$$

which in terms of spinor products reads

$$\langle \phi\psi \rangle \langle \xi\eta \rangle + \langle \phi\xi \rangle \langle \eta\psi \rangle + \langle \phi\eta \rangle \langle \psi\xi \rangle = 0. \quad (2.7)$$

## 2.2 4-vectors

Minkowski 4-vectors belong to the representation  $D(\frac{1}{2}, \frac{1}{2}) = D(\frac{1}{2}, 0) \otimes D(0, \frac{1}{2})$  of the Lorentz group. The transition of the usual form of a 4-vector  $k^\mu = (k^0, \mathbf{k})$  to the spinor representation  $D(\frac{1}{2}, \frac{1}{2})$  is provided by the matrices

$$\sigma^{\mu, \dot{A}B} = (\sigma^0, \boldsymbol{\sigma}), \quad \sigma^\mu_{\dot{A}B} = (\sigma^0, -\boldsymbol{\sigma}), \quad (2.8)$$

consisting of the 2-dimensional unit matrix  $\sigma^0$  and the Pauli matrices  $\sigma^a$ . Each 4-vector  $k^\mu$  is related to a  $2 \times 2$  matrix

$$K_{\dot{A}B} = k^\mu \sigma_{\mu, \dot{A}B} = \begin{pmatrix} k^0 + k^3 & k^1 + ik^2 \\ k^1 - ik^2 & k^0 - k^3 \end{pmatrix}, \quad (2.9)$$

which is Hermitian if the components of  $k^\mu$  are real. The rules for dotting, undotting, raising, and lowering spinor indices also apply to the indices of the  $\sigma$  matrices; in particular, we have

$$\sigma^\mu_{\dot{A}B} = \sigma^{\mu, \dot{C}D} \epsilon_{\dot{C}\dot{A}} \epsilon_{DB}, \quad \sigma^\mu_{\dot{A}B} = (\sigma^\mu_{\dot{A}B})^*. \quad (2.10)$$

We note that the coefficients of the transpose  $K^T$  of a matrix  $K$  read  $K_{\dot{B}A}$  if the ones of  $K$  are denoted by  $K_{\dot{A}B}$ , i.e. transposing a matrix interchanges the spinor indices without moving the position of the dot. Thus, the Hermiticity of the  $\sigma$  matrices is expressed by

$$\sigma^{\mu,\dot{A}B} = \sigma^{\mu,B\dot{A}}, \quad \sigma_{\dot{A}B}^{\mu} = \sigma_{\dot{B}A}^{\mu}. \quad (2.11)$$

The  $\sigma$  matrices obey the important relations

$$\sigma_{\dot{A}B}^{\mu} \sigma^{\nu,\dot{A}B} = 2g^{\mu\nu}, \quad \sigma_{\dot{A}B}^{\mu} \sigma^{\nu,\dot{A}C} + \sigma_{\dot{A}B}^{\nu} \sigma^{\mu,\dot{A}C} = 2g^{\mu\nu} \delta_B^C, \quad \sigma_{\dot{A}B}^{\mu} \sigma_{\mu,\dot{C}D} = 2\epsilon_{\dot{A}\dot{C}} \epsilon_{BD}. \quad (2.12)$$

The first of these relations translates the Minkowski inner product of two 4-vectors  $k^{\mu}$  and  $p^{\mu}$  into

$$2k \cdot p = k_{\mu} 2g^{\mu\nu} p_{\nu} = k_{\mu} \sigma_{\dot{A}B}^{\mu} \sigma^{\nu,\dot{A}B} p_{\nu} = K_{\dot{A}B} P^{\dot{A}B}, \quad (2.13)$$

and the second one implies

$$K_{\dot{A}B} K^{\dot{A}C} = k^2 \delta_B^C. \quad (2.14)$$

In order to reduce terms involving a matrix  $K_{\dot{A}B}$  to spinor products, it is necessary to express  $K_{\dot{A}B}$  in terms of spinors. For a real 4-vector the matrix  $K_{\dot{A}B}$  is Hermitian and can be decomposed into its eigenvectors  $n_{i,A}$  ( $i = 1, 2$ ) and eigenvalues  $\lambda_i$ :

$$K_{\dot{A}B} = \sum_{i=1,2} \lambda_i n_{i,\dot{A}} n_{i,B}, \quad \lambda_{1,2} = k^0 \pm |\mathbf{k}|, \\ n_{1,A} = \begin{pmatrix} e^{-i\phi} \cos \frac{\theta}{2} \\ \sin \frac{\theta}{2} \end{pmatrix}, \quad n_{2,A} = \begin{pmatrix} \sin \frac{\theta}{2} \\ -e^{+i\phi} \cos \frac{\theta}{2} \end{pmatrix}, \quad (2.15)$$

where  $\theta$  and  $\phi$  denote the polar and azimuthal angles of  $\mathbf{k} = |\mathbf{k}|\mathbf{e}$ , respectively,

$$\mathbf{e} = \begin{pmatrix} \cos \phi \sin \theta \\ \sin \phi \sin \theta \\ \cos \theta \end{pmatrix}. \quad (2.16)$$

For time-like vectors ( $k^2 > 0$ ) it is often convenient to include the eigenvalues  $\lambda_i$  in the normalization of the eigenvectors, resulting in

$$K_{\dot{A}B} = \sum_{i=1,2} \kappa_{i,\dot{A}} \kappa_{i,B}, \quad \kappa_{i,A} = \sqrt{\lambda_i} n_{i,A}. \quad (2.17)$$

The phases of the  $n_{i,A}$  are chosen such that the orthonormality relations read

$$\langle n_i n_i \rangle = 0, \quad \langle n_2 n_1 \rangle = -\langle n_1 n_2 \rangle = +1. \quad (2.18)$$

Note also the relations for the eigenvalues  $\lambda_i$ :

$$\det(K_{\dot{A}B}) = \lambda_1 \lambda_2 = k^2, \quad \langle \kappa_2 \kappa_1 \rangle = \sqrt{\lambda_1 \lambda_2} = \sqrt{k^2}. \quad (2.19)$$

The special case of a light-like vector ( $k^2 = 0$ ) is of particular importance. In this case the eigenvalue  $\lambda_2$  of (2.15) vanishes, and the matrix  $K_{\dot{A}B}$  factorizes into a single product of two spinors

$$K_{\dot{A}B} = k^{\mu} \sigma_{\mu,\dot{A}B} = k_{\dot{A}} k_B, \quad k_A = \sqrt{2k^0} n_{1,A} = \sqrt{2k^0} \begin{pmatrix} e^{-i\phi} \cos \frac{\theta}{2} \\ \sin \frac{\theta}{2} \end{pmatrix}. \quad (2.20)$$

In this context,  $k_A$  is called a *momentum spinor*.

Finally, we remark that the decomposition (2.15) is a very convenient, but not unique, possibility to express a 4-vector  $k^\mu$  with  $k^2 \neq 0$  in terms of WvdW spinors. Any splitting of  $k^\mu$  into two light-like 4-vectors yields a decomposition into spinors, since light-like vectors factorize, as seen above. For instance, choosing an arbitrary light-like 4-vector  $a^\mu$  ( $a^2 = 0$ ) with  $a \cdot k \neq 0$ , and defining

$$\alpha = \frac{k^2}{2a \cdot k}, \quad b^\mu = k^\mu - \alpha a^\mu, \quad (2.21)$$

yields a possible decomposition  $k^\mu = \alpha a^\mu + b^\mu$ . In terms of WvdW spinors this corresponds to an arbitrarily chosen spinor  $a_A$  with  $K_{\dot{C}D} a^{\dot{C}} a^D \neq 0$ , leading to the decomposition

$$K_{\dot{A}B} = \alpha a_{\dot{A}} a_B + b_{\dot{A}} b_B \quad \text{with} \quad b_A = -\frac{K_{\dot{B}A} a^{\dot{B}}}{\sqrt{K_{\dot{C}D} a^{\dot{C}} a^D}}, \quad \alpha = \frac{k^2}{K_{\dot{C}D} a^{\dot{C}} a^D}. \quad (2.22)$$

### 3 Wave functions for helicity eigenstates

#### 3.1 Spin- $\frac{1}{2}$ particles

Dirac spinors  $\Psi$  belong to the representation  $D(\frac{1}{2}, 0) \oplus D(0, \frac{1}{2})$  of the Lorentz group. Thus, in terms of WvdW spinors, they are represented by

$$\Psi = \begin{pmatrix} \phi_A \\ \psi^{\dot{A}} \end{pmatrix}. \quad (3.1)$$

The WvdW formalism consistently employs the chiral representation of the Dirac matrices  $\gamma^\mu$ :

$$\gamma^\mu = \begin{pmatrix} 0 & \sigma^{\mu, \dot{A}B} \\ \sigma^{\mu, \dot{A}B} & 0 \end{pmatrix}, \quad \gamma^5 = i\gamma^0 \gamma^1 \gamma^2 \gamma^3 = \begin{pmatrix} \sigma^0 & 0 \\ 0 & -\sigma^0 \end{pmatrix}. \quad (3.2)$$

We are interested in plane-wave solutions  $\Psi = \exp\{\mp i k x\} \Psi_k^{(\pm)}$  of *Dirac's equation*

$$(i\cancel{\partial} - m)\Psi = 0, \quad (3.3)$$

which describe the propagation of free Dirac fermions and antifermions, respectively. Inserting (3.1) and (3.2) into Dirac's equation, we obtain the coupled pair of *Weyl equations*

$$K_{\dot{A}B} \psi_k^{(\pm), \dot{B}} = \pm m \phi_{k,A}^{(\pm)}, \quad K^{\dot{A}B} \phi_{k,B}^{(\pm)} = \pm m \psi_k^{(\pm), \dot{A}}, \quad k^2 = m^2. \quad (3.4)$$

Upon applying the decomposition (2.17) of  $K_{\dot{A}B}$ , the following solutions can be easily constructed:

$$\Psi_{k,1}^{(\pm)} = \begin{pmatrix} \kappa_{1,A} \\ \mp \kappa_2^{\dot{A}} \end{pmatrix}, \quad \Psi_{k,2}^{(\pm)} = \begin{pmatrix} \pm \kappa_{2,A} \\ \kappa_1^{\dot{A}} \end{pmatrix}. \quad (3.5)$$

The corresponding adjoint spinors  $\bar{\Psi} = \Psi^\dagger \gamma_0$  read

$$\bar{\Psi}_{k,1}^{(\pm)} = (\mp \kappa_2^A, \kappa_{1,\dot{A}}), \quad \bar{\Psi}_{k,2}^{(\pm)} = (\kappa_1^A, \pm \kappa_{2,\dot{A}}). \quad (3.6)$$

The solutions obey the standard normalization

$$\Psi_{k,i}^{(\pm)\dagger} \Psi_{k,j}^{(\tau)} = 2k^0 \delta_{\tau\pm} \delta_{ij}, \quad \bar{\Psi}_{k,i}^{(\pm)} \Psi_{k,j}^{(\tau)} = \pm 2m \delta_{\tau\pm} \delta_{ij}. \quad (3.7)$$

Moreover, it is straightforward to check that they indeed form eigenstates of the helicity projector

$$\Sigma_k^\pm = \frac{1}{2}(1 \pm \gamma^5 \not{k}), \quad s_k^\mu = \frac{k^0 k^\mu}{m |\mathbf{k}|} - g^{\mu 0} \frac{m}{|\mathbf{k}|}. \quad (3.8)$$

More precisely,  $\Sigma_k^+$  projects onto  $\Psi_{k,1}^{(+)}$  and  $\Psi_{k,2}^{(-)}$ ,  $\Sigma_k^-$  onto  $\Psi_{k,1}^{(-)}$  and  $\Psi_{k,2}^{(+)}$ , i.e.  $\Psi_{k,1}^{(+)}$  describes a right-handed fermion,  $\Psi_{k,2}^{(-)}$  a right-handed antifermion, etc.

For massless fermions the Weyl equations (3.4) decouple, and the helicity eigenstates take the simple form

$$\begin{aligned} \Psi_{k,1}^{(\pm)} &= \begin{pmatrix} k_A \\ 0 \end{pmatrix}, & \Psi_{k,2}^{(\pm)} &= \begin{pmatrix} 0 \\ k_{\dot{A}} \end{pmatrix}, \\ \bar{\Psi}_{k,1}^{(\pm)} &= (0, k_{\dot{A}}), & \bar{\Psi}_{k,2}^{(\pm)} &= (k^A, 0). \end{aligned} \quad (3.9)$$

For the decomposition (2.22) of  $K_{\dot{A}B}$ , also simple plane-wave solutions exist, namely

$$\Psi_{k,1}^{(\pm)} = \begin{pmatrix} b_A \\ \mp \sqrt{\alpha} a^{\dot{A}} \end{pmatrix}, \quad \Psi_{k,2}^{(\pm)} = \begin{pmatrix} \pm \sqrt{\alpha} a_A \\ b^{\dot{A}} \end{pmatrix}, \quad (3.10)$$

which are, however, not related to definite helicity states.

## 3.2 Massive spin-1 particles

Spin-1 fields  $V^\mu$  transform like ordinary 4-vectors under Lorentz transformations. This means that polarization vectors  $\varepsilon^\mu$  for such fields can be related to  $2 \times 2$  matrices  $\varepsilon_{\dot{A}B}$  in the same way as described in (2.9) for a general 4-vector  $k^\mu$ . However, one should keep in mind that polarization vectors need not be real so that  $\varepsilon_{\dot{A}B}$  is not Hermitian in general.

The free field  $V^\mu$  of a massive vector particle is governed by *Proca's equation*

$$[(\partial^2 + m^2)g^{\mu\nu} - \partial^\mu \partial^\nu] V_\nu = 0, \quad (3.11)$$

which for  $m \neq 0$  is equivalent to the *Klein-Gordon equation*, in conjunction with the transversality condition:

$$(\partial^2 + m^2)V^\mu = 0, \quad \partial \cdot V = 0. \quad (3.12)$$

With the ansatz  $V^\mu = \exp\{\mp i k x\} \varepsilon_\mu(k)$  for particles and antiparticles, respectively, we arrive at

$$k^2 = m^2, \quad k^\nu \varepsilon_\nu(k) = \frac{1}{2} K^{\dot{A}B} \varepsilon_{\dot{A}B}(k) = 0. \quad (3.13)$$

For  $m \neq 0$  there are three linearly independent, space-like polarization vectors  $\varepsilon_i^\mu(k)$ , which are usually orthonormalized according to

$$\varepsilon_i^\mu(k) \varepsilon_{j,\mu}^*(k) = \frac{1}{2} \varepsilon_{i,\dot{A}B}(k) \varepsilon_j^{*\dot{A}B}(k) = -\delta_{ij}, \quad i, j = 0, \pm, \quad (3.14)$$

where  $\varepsilon^{*\dot{A}B} = \varepsilon_\mu^* \sigma^{\mu, \dot{A}B}$ . A helicity basis for the  $\varepsilon_i^\mu(k)$  is given by

$$\begin{aligned}\varepsilon_\pm^\mu(k) &= \frac{e^{\mp i\phi}}{\sqrt{2}}(0, -\cos\theta \cos\phi \pm i \sin\phi, -\cos\theta \sin\phi \mp i \cos\phi, \sin\theta), \\ \varepsilon_0^\mu(k) &= s_k^\mu = \frac{k^0}{m} \left( \frac{|\mathbf{k}|}{k^0}, \cos\phi \sin\theta, \sin\phi \sin\theta, \cos\theta \right),\end{aligned}\quad (3.15)$$

where  $s_k^\mu$  is related to  $k^\mu$  as given in (3.8). In terms of WvdW spinors this spin basis reads

$$\begin{aligned}\varepsilon_{+, \dot{A}B}(k) &= \sqrt{2} n_{2, \dot{A}} n_{1, B}, & \varepsilon_{-, \dot{A}B}(k) &= \sqrt{2} n_{1, \dot{A}} n_{2, B}, \\ \varepsilon_{0, \dot{A}B}(k) &= \frac{1}{m} (\kappa_{1, \dot{A}} \kappa_{1, B} - \kappa_{2, \dot{A}} \kappa_{2, B}),\end{aligned}\quad (3.16)$$

where the spinors  $n_{i, \dot{A}}$  and  $\kappa_{i, \dot{A}}$  are defined in (2.15) and (2.17), respectively. Note that care has to be taken when dealing with conjugate polarization vectors, which, in particular, occur for outgoing spin-1 particles in transition amplitudes. In such cases the transition from the 4-vector  $\varepsilon^{*\mu}$  to the  $2 \times 2$  matrix  $\varepsilon_{\dot{A}B}^*$  upon contraction with the  $\sigma$  matrices has to be consistently performed for the conjugated polarization vector, i.e.  $\varepsilon_{\dot{A}B}^* = \varepsilon_\mu^* \sigma_{\dot{A}B}^\mu$ , which in general is different from taking the complex conjugate of  $\varepsilon_{\dot{A}B}$ . For clarity, we give also the helicity basis for an outgoing spin-1 particle:

$$\begin{aligned}\varepsilon_{+, \dot{A}B}^*(k) &= \sqrt{2} n_{1, \dot{A}} n_{2, B}, & \varepsilon_{-, \dot{A}B}^*(k) &= \sqrt{2} n_{2, \dot{A}} n_{1, B}, \\ \varepsilon_{0, \dot{A}B}^*(k) &= \frac{1}{m} (\kappa_{1, \dot{A}} \kappa_{1, B} - \kappa_{2, \dot{A}} \kappa_{2, B}),\end{aligned}\quad (3.17)$$

which correspond to the conjugate polarization vectors  $\varepsilon_i^*$  of  $\varepsilon_i$  given in (3.15). From (3.16) and (3.17) we obtain the relations

$$\varepsilon_{i, \dot{A}B}(k) = \varepsilon_{-i, B \dot{A}}(k) = \varepsilon_{-i, \dot{A}B}^*(k) = \varepsilon_{i, B \dot{A}}^*(k). \quad (3.18)$$

Finally, we give a simple spin basis for the decomposition (2.22) of  $K_{\dot{A}B}$ ,

$$\varepsilon_{+, \dot{A}B}(p) = \frac{\sqrt{2} a_{\dot{A}} b_B}{\langle ab \rangle^*}, \quad \varepsilon_{-, \dot{A}B}(p) = \frac{\sqrt{2} b_{\dot{A}} a_B}{\langle ab \rangle}, \quad \varepsilon_{0, \dot{A}B}(p) = \frac{1}{m} (b_{\dot{A}} b_B - \alpha a_{\dot{A}} a_B), \quad (3.19)$$

which is, however, not related to helicity eigenstates.

### 3.3 Massless spin-1 particles

In contrast with the case of spin- $\frac{1}{2}$  particles, the zero-mass limit for vector bosons confronts us with a new physical situation. For  $m \rightarrow 0$  the polarization vector  $\varepsilon_0^\mu$  does not exist, since the longitudinal polarization does not yield a physical state for massless spin-1 particles. The corresponding degree of freedom manifests itself in the arbitrariness of gauge for the two polarization vectors  $\varepsilon_\pm^\mu$ . In the language of WvdW spinors this fact is expressed very elegantly:

$$\begin{aligned}\varepsilon_{+, \dot{A}B}(k) &= \frac{\sqrt{2} g_{+, \dot{A}} k_B}{\langle g_+ k \rangle^*}, & \varepsilon_{-, \dot{A}B}(k) &= \frac{\sqrt{2} k_{\dot{A}} g_{-, B}}{\langle g_- k \rangle}, \\ \varepsilon_{+, \dot{A}B}^*(k) &= \frac{\sqrt{2} k_{\dot{A}} g_{+, B}}{\langle g_+ k \rangle}, & \varepsilon_{-, \dot{A}B}^*(k) &= \frac{\sqrt{2} g_{-, \dot{A}} k_B}{\langle g_- k \rangle^*},\end{aligned}\quad (3.20)$$






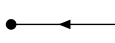
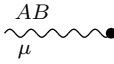
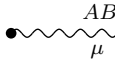
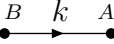
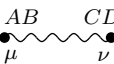
Incoming fields:	Outgoing fields:
 $\Psi_{k,i}^{(+)}$	 $\overline{\Psi}_{k,i}^{(+)}$
 $\overline{\Psi}_{k,i}^{(-)}$	 $\Psi_{k,i}^{(-)}$
 $\varepsilon_{i,\mu}(k) \longrightarrow \varepsilon_{i,\dot{A}B}(k)$	 $\varepsilon_{i,\mu}^*(k) \longrightarrow \varepsilon_{i,\dot{A}B}^*(k)$
Propagators:	
 $\frac{i(\not{k} + m_f)}{k^2 - m_f^2} \longrightarrow \frac{i}{k^2 - m_f^2} \begin{pmatrix} m_f \delta_A^B & K_{A\dot{B}} \\ K^{\dot{A}B} & m_f \delta_B^{\dot{A}} \end{pmatrix}$	
 $\frac{-i g_{\mu\nu}}{k^2 - M_V^2} \longrightarrow \frac{-2i \epsilon_{\dot{A}\dot{C}} \epsilon_{BD}}{k^2 - M_V^2}$	

Table 1: Prescriptions for translating ordinary Feynman rules for external fields and propagators into the WvdW formalism.

where  $g_{\pm,A}$  denote arbitrary spinors with  $\langle g_{\pm} k \rangle \neq 0$ ; they are called *gauge spinors*. The difference of two matrices  $\varepsilon_{i,\dot{A}B}(k)$  for differently chosen gauge spinors is proportional to the momentum matrix  $k_{\dot{A}B}$ , as can be easily checked by applying the Schouten identity (2.6). The transversality condition  $k \cdot \varepsilon_{\pm} = 0$  is still fulfilled for any  $g_{\pm,A}$ , i.e. the Lorentz gauge is maintained for the  $\varepsilon_{\pm}$  of (3.20). Transition amplitudes do not depend on the choice of gauge spinors. This means that the  $g_{\pm,A}$  can be appropriately chosen to simplify the algebraic expression. Note that it is even possible to take different sets of gauge spinors for each helicity channel.

## 4 Calculation of helicity amplitudes

### 4.1 Feynman rules

Feynman rules are usually written down in terms of 4-vectors and Dirac matrices. Here we describe how such Feynman rules can be directly translated into the language of WvdW spinors. Obviously this procedure is much more practical than going back to the underlying Lagrangian and introducing WvdW spinors there.

Given any Feynman graph, the trick is to contract each vector-boson leg of a vertex with the identity  $\delta_{\nu}^{\mu} = \frac{1}{2} \sigma_{\nu}^{\dot{A}B} \sigma_{\dot{A}B}^{\mu}$  and to shift the factor  $\sigma_{\dot{A}B}^{\mu}$  to the vector-boson propagator or to the external wave function of the vector boson that is attached to this vertex. Moreover, for each occurring Dirac matrix the chiral representation (3.2) has to be used. In particular, the unit matrix  $\mathbf{1}$  in the Dirac space and a slashed quantity  $\not{\phi}$  read

$$\mathbf{1} = \begin{pmatrix} \delta_A^B & 0 \\ 0 & \delta_B^{\dot{A}} \end{pmatrix}, \quad \not{\phi} = \begin{pmatrix} 0 & a_{A\dot{B}} \\ a^{\dot{A}B} & 0 \end{pmatrix}, \quad (4.1)$$

Vertices:		
	$ie\gamma^\mu C_{V\bar{f}_1 f_2}^\tau \omega_\tau$	$\longrightarrow ie \begin{pmatrix} 0 & C_{V\bar{f}_1 f_2}^- \delta_B^{\dot{C}} \delta_A^D \\ C_{V\bar{f}_1 f_2}^+ \epsilon^{\dot{A}C} \epsilon^{BD} & 0 \end{pmatrix}$
	$ieC_{S\bar{f}_1 f_2}^\tau \omega_\tau$	$\longrightarrow ie \begin{pmatrix} C_{S\bar{f}_1 f_2}^+ \delta_A^B & 0 \\ 0 & C_{S\bar{f}_1 f_2}^- \delta_B^{\dot{A}} \end{pmatrix}$
	$ieC_{V_1 V_2 V_3} [g^{\mu\nu} (k_1 - k_2)^\rho + g^{\nu\rho} (k_2 - k_3)^\mu + g^{\mu\rho} (k_3 - k_1)^\nu]$	$\longrightarrow \frac{i}{4} e C_{V_1 V_2 V_3} [\epsilon^{\dot{A}\dot{C}} \epsilon^{BD} (K_1 - K_2)^{\dot{E}F} + \epsilon^{\dot{C}\dot{E}} \epsilon^{DF} (K_2 - K_3)^{\dot{A}B} + \epsilon^{\dot{A}\dot{E}} \epsilon^{BF} (K_3 - K_1)^{\dot{C}D}]$
	$ieC_{SV_1 V_2} g^{\mu\nu}$	$\longrightarrow \frac{i}{2} e C_{SV_1 V_2} \epsilon^{\dot{A}\dot{C}} \epsilon^{BD}$
	$ieC_{VS_1 S_2} (k_1 - k_2)^\mu$	$\longrightarrow \frac{i}{2} e C_{VS_1 S_2} (K_1 - K_2)^{\dot{A}B}$
	$ie^2 C_{V_1 V_2 V_3 V_4} [2g^{\mu\nu} g^{\rho\sigma} - g^{\mu\rho} g^{\nu\sigma} - g^{\mu\sigma} g^{\nu\rho}]$	$\longrightarrow \frac{i}{4} e^2 C_{V_1 V_2 V_3 V_4} [2\epsilon^{\dot{A}\dot{C}} \epsilon^{BD} \epsilon^{\dot{E}\dot{G}} \epsilon^{FH} - \epsilon^{\dot{A}\dot{E}} \epsilon^{BF} \epsilon^{\dot{C}\dot{G}} \epsilon^{DH} - \epsilon^{\dot{A}\dot{G}} \epsilon^{BH} \epsilon^{\dot{C}\dot{E}} \epsilon^{DF}]$
	$ie^2 C_{V_1 V_2 S_3 S_4} g^{\mu\nu}$	$\longrightarrow \frac{i}{2} e^2 C_{V_1 V_2 S_3 S_4} \epsilon^{\dot{A}\dot{C}} \epsilon^{BD}$

Table 2: Prescriptions for translating ordinary Feynman rules for vertices into the WvdW formalism. Scalar fields, fermion fields, and vector fields are generically denoted by  $S$ ,  $f$ , and  $V$ , respectively, and  $\omega_\pm = \frac{1}{2}(1 \pm \gamma^5)$  are the chirality projectors.

respectively. Tables 1 and 2 summarize the necessary changes of the generic Feynman rules for the electroweak Standard Model in the 't Hooft–Feynman gauge. The explicit values for the couplings can, for instance, be found in Ref. [12]. The new Feynman rules for other conventions or different models can easily be worked out by the reader.

Once the Feynman rules are settled, it is very easy to explicitly write down helicity amplitudes for any process at tree level. Expressing all particle momenta in terms of spinors, as described in Sect. 2.2, each helicity amplitude is reduced to an algebraic expression in terms of antisymmetric spinor products  $\langle\phi\psi\rangle$  after all spinor indices are contracted. These spinor contractions can be performed like usual contractions of Lorentz indices, apart from taking care of the antisymmetry. The form of the amplitudes obtained this way is already well suited to numerical evaluations.

## 4.2 Discrete symmetries

Discrete symmetries relate helicity amplitudes of different processes or of one and the same process. Thus, they either provide convenient cross checks for results or they allow for a reduction of the algebraic work by generating various amplitudes from a generic set of amplitudes. In the following we show how to derive the relations implied by crossing symmetry, parity, and CP symmetry, which are the most important discrete symmetries in practice.

(i) Crossing symmetry:

Crossing symmetry transforms an incoming particle into the corresponding outgoing antiparticle, or vice versa. Denoting the momentum of a given particle by  $k$ , the inversion  $k \rightarrow -k$  can be consistently obtained by substituting

$$\kappa_{i,\dot{A}} \rightarrow -\kappa_{i,\dot{A}}, \quad \kappa_{i,A} \rightarrow +\kappa_{i,A} \quad (4.2)$$

in the decomposition (2.17) of  $k$ , i.e. by inverting the contravariant parts only. In order to relate helicity amplitudes, it is also necessary to consider the relation between the wave functions of the respective incoming and outgoing fields. Inspecting the explicit form of the wave functions for the helicity eigenstates of Sect. 3, one finds that the substitution (4.2) transforms incoming (outgoing) particles into outgoing (incoming) antiparticles with reversed helicity modulo sign change. Specifically, there is a global factor  $-1$  for each crossed spin-1 field and a factor  $\pm\text{sgn}(\sigma)$  for each incoming/outgoing fermion with helicity  $\sigma$  that is involved in the crossing.

(ii) Parity:

If parity is a symmetry, every helicity amplitude, up to a phase factor, agrees with the corresponding amplitude with opposite helicities, after the spatial parts of all momenta are inverted. At the level of WvdW spinors, the inversion of the spatial parts of momenta is connected with the interchange of the spinors  $\psi_A$  and  $\psi^{\dot{A}}$ . It turns out that each helicity amplitude, up to a global sign factor, agrees with the complex conjugate amplitude with opposite helicity configuration. More precisely, if  $i\mathcal{M}(\sigma_i; \lambda_j)$  is an amplitude involving  $n$  fermions and  $\bar{n}$  antifermions with helicities  $\sigma_i$ , and  $n_V$  vector bosons with helicities  $\lambda_j$ , we get the relations

$$\mathcal{M}(-\sigma_i; -\lambda_j) = (-1)^{\bar{n}} \text{sgn}(\sigma_1 \cdots \sigma_{n+\bar{n}}) \mathcal{M}(\sigma_i; \lambda_j)^* \quad (4.3)$$

for tree-level amplitudes. If parity is violated, these relations for amplitudes remain valid if left- and right-handed couplings are appropriately substituted. The explicit derivation of (4.3) and the modifications for broken parity can be found in the appendix.

(iii) CP symmetry:

CP is the product of parity, which is explained above, and charge conjugation, which interchanges particles with the respective antiparticles. Therefore, CP symmetry leads to relations between the helicity amplitudes of a given process and the complex conjugate helicity amplitudes with reversed helicities of the process involving the respective antiparticles. We consider an amplitude  $i\mathcal{M}(\sigma_i; \lambda_j)$  and the one for the CP-related process,  $i\overline{\mathcal{M}}(\sigma_i; \lambda_j)$ , where the respective helicities for the fermions and vector bosons are assigned as above. If CP is an exact symmetry these two matrix elements are related by

$$\overline{\mathcal{M}}(-\sigma_i; -\lambda_j) = (-1)^{n_V+n_{\text{in}}+\bar{n}_{\text{in}}} \text{sgn}(\sigma_1 \cdots \sigma_{n+\bar{n}}) \mathcal{M}(\sigma_i; \lambda_j)^* \quad (4.4)$$

at tree level, where  $n_{\text{in}} + \bar{n}_{\text{in}}$  is the total number of incoming fermions and antifermions. The explicit derivation of these relations and their modifications if CP is violated are given in the appendix.

The actual use of these symmetries will be illustrated when we consider helicity amplitudes of concrete processes, in Sect. 5.

### 4.3 Remarks on the choice of gauge spinors

Since a helicity amplitude does not depend on the actual insertions for gauge spinors, they can, in principle, be chosen arbitrarily. Usually a gauge spinor  $g_A$  is chosen such that as many terms as possible in an amplitude vanish. However, as can be seen from (3.20), an arbitrary choice of  $g_A$  in general leads to unphysical poles at the zeros of  $\langle gk \rangle$ , in individual terms that contribute to an amplitude. Of course, the unphysical pole drops out in the final result, but this cancellation can cause instabilities in a numerical evaluation.

Unphysical poles can, for instance, consistently be avoided by setting  $g_A = n_{2,A}$ , where  $n_{2,A}$  is related to the momentum  $k$  of the massless spin-1 particle as specified in (2.15). This choice is identical with (3.16) for the transverse modes of a massive spin-1 particle. The drawback of this choice is that no algebraic simplifications result.

Another possibility to avoid numerical problems that are due to unphysical poles is to cancel such poles analytically, before the numerical evaluation. In general this task can be extremely cumbersome, and the additional work devalues preceding simplifications. In the following we give a very convenient choice of  $g_A$ , yielding desirable simplifications without leaving uncanceled unphysical poles.

Consider a process with an incoming photon of momentum  $k$  and an outgoing fermion  $f$  of momentum  $p$ ; the momentum matrix for  $p$  is denoted by

$$P_{\dot{A}B} = \sum_{i=1,2} \kappa_{i,\dot{A}} \kappa_{i,B}. \quad (4.5)$$

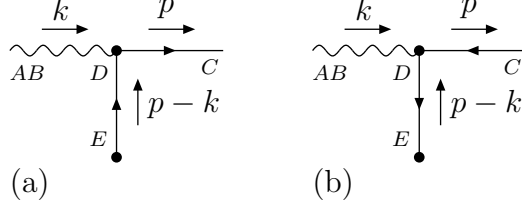


Figure 1: Subdiagrams containing the fermion propagator denominator  $[(p-k)^2 - m_f^2]^{-1}$  for processes with an incoming photon of momentum  $k$  ( $k^2 = 0$ ) and an outgoing fermion or antifermion of momentum  $p$  ( $p^2 = m_f^2$ ).

We choose the same gauge spinor

$$g_A = P_{A\dot{B}} k^{\dot{B}} = \sum_{i=1,2} \kappa_{i,A} \langle \kappa_i k \rangle^* \quad (4.6)$$

for both photon helicities. The problematic denominators contained in the photon polarization vectors (3.20) are given by

$$\langle gk \rangle = k^A P_{A\dot{B}} k^{\dot{B}} = 2(p \cdot k). \quad (4.7)$$

This has the form of the inverse propagator  $(p-k)^2 - m_f^2 = -2(p \cdot k)$  that appears if the incoming photon directly couples to the outgoing fermion  $f$  so that no unphysical pole is introduced at all. The subdiagram containing this propagator is shown in Fig. 1a. In Feynman graphs that contain this subdiagram, we obtain the factor  $(p \cdot k)^{-2}$ , one power is due to the propagator, another is due to the polarization vector. For small  $(p \cdot k)$  we again get an unwanted cancellation of one power in  $(p \cdot k)$ . However, this cancellation can be easily performed analytically. Denoting the Dirac spinor of the outgoing fermion with helicity  $\sigma$ , generically, by

$$\overline{\Psi}_{p,i}^{(+)} = (\psi^C, \phi_{\dot{C}}) \quad \text{with} \quad (\phi, \psi) = \begin{cases} (\kappa_1, -\kappa_2) & \text{for } i = 1 \ (\sigma = +), \\ (\kappa_2, \kappa_1) & \text{for } i = 2 \ (\sigma = -), \end{cases} \quad (4.8)$$

and using the wave function  $\varepsilon_{AB}$  for the photon with helicity  $\lambda$ , the subdiagram reads

$$T_{\lambda}^{\gamma f}(\sigma) = -\frac{Q_f e}{2(p \cdot k)} (\psi^C, \phi_{\dot{C}}) \begin{pmatrix} 0 & \delta_{\dot{D}}^A \delta_C^B \\ \varepsilon^{\dot{A}C} \varepsilon_{BD} & 0 \end{pmatrix} \varepsilon_{\dot{A}B} \begin{pmatrix} m_f \delta_D^E & (p-k)_{D\dot{E}} \\ (p-k)^{\dot{D}E} & m_f \delta_{\dot{E}}^B \end{pmatrix}, \quad (4.9)$$

where  $Q_f$  is the relative electromagnetic charge of the fermion  $f$ . Upon inserting (4.5), (4.6), and the explicit expressions (3.20) for  $\varepsilon_{\pm, \dot{A}B}$ , we get

$$T_{+}^{\gamma f}(\sigma) = \frac{Q_f e}{2\sqrt{2}(p \cdot k)^2} \langle k\psi \rangle \left( 2(p \cdot k) k^E + m_f \left[ \langle \phi\psi \rangle k^E - \langle k\psi \rangle \phi^E + \langle k\phi \rangle \psi^E \right], 0 \right). \quad (4.10)$$

Here we have used that  $P_{\dot{A}B} = \phi_{\dot{A}} \phi_B + \psi_{\dot{A}} \psi_B$  and  $\langle \phi\psi \rangle = m_f$  for both fermion helicities. The expression within square brackets in (4.10) vanishes according to Schouten's identity

(2.6) so that one factor  $(p \cdot k)$  cancels. Performing a similar calculation for  $T_-^{\gamma f}(\sigma)$ , we find the simple results

$$T_+^{\gamma f}(\sigma) = \frac{Q_{fe}}{\sqrt{2}(p \cdot k)} \langle k\psi \rangle(k^E, 0), \quad T_-^{\gamma f}(\sigma) = \frac{Q_{fe}}{\sqrt{2}(p \cdot k)} \langle k\phi \rangle^*(0, k_{\dot{E}}). \quad (4.11)$$

Considering an outgoing antifermion instead of a fermion, as shown in Fig. 1b, we get

$$T_+^{\gamma \bar{f}}(\sigma) = -\frac{Q_{fe}}{\sqrt{2}(p \cdot k)} \langle k\phi \rangle \begin{pmatrix} k_E \\ 0 \end{pmatrix}, \quad T_-^{\gamma \bar{f}}(\sigma) = -\frac{Q_{fe}}{\sqrt{2}(p \cdot k)} \langle k\psi \rangle^* \begin{pmatrix} 0 \\ k_{\dot{E}} \end{pmatrix}, \quad (4.12)$$

where the Dirac spinor for the antifermion is generically denoted by

$$\Psi_{p,i}^{(-)} = \begin{pmatrix} \phi_C \\ \psi_{\dot{C}} \end{pmatrix} \quad \text{with} \quad (\phi, \psi) = \begin{cases} (\kappa_1, \kappa_2) & \text{for } i = 1 (\sigma = -), \\ (-\kappa_2, \kappa_1) & \text{for } i = 2 (\sigma = +). \end{cases} \quad (4.13)$$

From the results (4.11) and (4.12) for the subdiagrams (a) and (b) of Figs. 1, respectively, all similar subdiagrams involving outgoing photons and/or incoming (anti)fermions follow by crossing, as described in the previous section.

The above procedure also works if the (anti)fermions in Fig. 1 are replaced by charged gauge bosons, e.g. by the W boson of the Electroweak Standard Model. In this case, however, one has to take into account the contribution of the associated would-be Goldstone boson, which appears on internal lines (vertical lines in Fig. 1).

## 5 Applications

In order to illustrate the actual use of the formalism described above, we calculate full sets of helicity amplitudes for some processes with massive particles and photons in lowest order. The presented results have been derived analytically and simplified as far as possible; this demonstrates the analytical power of the technique. In addition, the amplitudes have been evaluated by performing the spinor contractions automatically in *Mathematica* [13], which is very simple. The results of both approaches have been compared numerically.

The following examples only include massive external fermions. For an application of the helicity basis for massive spin-1 particles we refer to Ref. [7], where the radiative processes  $e^- \gamma \rightarrow W^- \nu_e \gamma$ ,  $e^- Z \gamma$  are discussed.

### 5.1 The process $\gamma\gamma \rightarrow f\bar{f}$

For illustration we start with the simple QED process

$$\gamma(k_1, \lambda_1) + \gamma(k_2, \lambda_2) \longrightarrow f(p, \sigma) + \bar{f}(p', \sigma'). \quad (5.1)$$

The momentum matrix and the wave function for the outgoing fermion  $f$  are denoted as in (4.5) and (4.8), respectively. For the outgoing antifermion we define

$$P'_{AB} = \sum_{i=1,2} \kappa'_{i,A} \kappa'_{i,B} \quad (5.2)$$

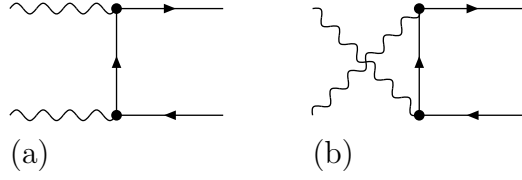


Figure 2: Born diagrams for  $\gamma\gamma \rightarrow f\bar{f}$ .

and

$$\Psi_{p'}^{(-)} = \begin{pmatrix} \phi'_C \\ \psi'^{\dot{C}} \end{pmatrix} \quad \text{with} \quad (\phi', \psi') = \begin{cases} (\kappa'_1, \kappa'_2) & \text{for } \sigma' = -, \\ (-\kappa'_2, \kappa'_1) & \text{for } \sigma' = +. \end{cases} \quad (5.3)$$

Since we want to make use of the results of the previous section, we set the gauge spinor  $g_{n,A}$  for the  $n$ th photon to

$$g_{n,A} = P_{A\dot{B}} k_n^{\dot{B}} = \sum_{i=1,2} \kappa_{i,A} \langle \kappa_i k_n \rangle^*, \quad n = 1, 2. \quad (5.4)$$

In lowest order the two Feynman graphs of Fig. 2 contribute. Let us first calculate the contribution  $\mathcal{M}_{(a)}$  of diagram (a) to the full helicity amplitude  $\mathcal{M}$ . We identify the photon  $\gamma(k, \lambda)$  in the subgraph shown in Fig. 1a with  $\gamma(k_1, \lambda_1)$  and denote the contribution of this subgraph by  $T_{\lambda_1}^{\gamma 1f}(\sigma)$ .  $\mathcal{M}_{(a)}$  then follows upon multiplication of  $T_{\lambda_1}^{\gamma 1f}(\sigma)$ , which is given in (4.11), with the second  $\gamma f\bar{f}$  vertex and the wave functions for the second photon and the antifermion,

$$i\mathcal{M}_{(a)}(\lambda_1, \lambda_2, \sigma, \sigma') = T_{\lambda_1}^{\gamma 1f}(\sigma) (-iQ_f e) \begin{pmatrix} 0 & \delta_F^{\dot{G}} \delta_E^H \\ \epsilon^{\dot{E}\dot{G}} \epsilon^{FH} & 0 \end{pmatrix} \begin{pmatrix} \phi'_F \\ \psi'^{\dot{F}} \end{pmatrix} \varepsilon_{2,\dot{G}H}. \quad (5.5)$$

Note that we follow the common practice to split off a factor  $+i$  from helicity amplitudes throughout. It is trivial to carry out the spinor contractions in (5.5) for the explicit insertions of  $T_{\lambda_1}^{\gamma 1f}(\sigma)$  and  $\varepsilon_{2,\dot{G}H}$ . The contribution  $\mathcal{M}_{(b)}$  of the diagram in Fig. 2b follows from  $\mathcal{M}_{(a)}$  by consistently interchanging the incoming photons. This leads us to the final result for the full helicity amplitudes  $\mathcal{M} = \mathcal{M}_{(a)} + \mathcal{M}_{(b)}$ :

$$\begin{aligned} \mathcal{M}(+, +, \sigma, \sigma') &= \frac{Q_f^2 e^2 m_f}{2(p \cdot k_1)(p \cdot k_2)} \langle k_1 k_2 \rangle^2 \langle \phi \psi' \rangle^*, \\ \mathcal{M}(-, -, \sigma, \sigma') &= \frac{Q_f^2 e^2 m_f}{2(p \cdot k_1)(p \cdot k_2)} (\langle k_1 k_2 \rangle^*)^2 \langle \phi' \psi \rangle, \\ \mathcal{M}(+, -, \sigma, \sigma') &= -\frac{Q_f^2 e^2}{2(p \cdot k_1)(p \cdot k_2)} \langle k_2 P k_1 \rangle \left( \langle k_1 \phi' \rangle \langle k_2 \phi \rangle^* + \langle k_1 \psi \rangle \langle k_2 \psi' \rangle^* \right), \\ \mathcal{M}(-, +, \sigma, \sigma') &= \mathcal{M}(+, -, \sigma, \sigma') \Big|_{k_1 \leftrightarrow k_2}. \end{aligned} \quad (5.6)$$

Here we have introduced the abbreviation

$$\langle k_l P k_n \rangle = k_{l,A} P^{\dot{A}B} k_{n,B} = \sum_{i=1,2} \langle k_l \kappa_i \rangle^* \langle k_n \kappa_i \rangle, \quad l, n = 1, 2. \quad (5.7)$$

Moreover, we mention that Schouten's identity (2.6) has been used in order to get compact results for  $\lambda_1 = \lambda_2 = \pm$ .

As explained in Sect. 4.2, parity relates amplitudes with opposite-helicity configurations through complex conjugation, modulo a sign factor. According to (4.3), these relations explicitly read

$$\mathcal{M}(-\lambda_1, -\lambda_2, -\sigma, -\sigma') = -\text{sgn}(\sigma\sigma')\mathcal{M}(\lambda_1, \lambda_2, \sigma, \sigma')^*, \quad (5.8)$$

consistent with the above results. Alternatively, these relations can be used to generate all helicity amplitudes from the generic results for  $\mathcal{M}(+, +, \sigma, \sigma')$  and  $\mathcal{M}(+, -, \sigma, \sigma')$  given in (5.6). The process  $\gamma\gamma \rightarrow f\bar{f}$  is also CP-symmetric. Taking into account that the CP transformation interchanges  $f$  and  $\bar{f}$ , Eq. (4.4) implies

$$\mathcal{M}(-\lambda_1, -\lambda_2, -\sigma', -\sigma) = \text{sgn}(\sigma\sigma')\mathcal{M}(\lambda_1, \lambda_2, \sigma, \sigma')^* \Big|_{p \leftrightarrow p'}, \quad (5.9)$$

where the substitution  $p \leftrightarrow p'$  also includes the interchange of the respective spinors  $\kappa_i$  and  $\kappa'_i$ .

## 5.2 The process $f\bar{f} \rightarrow \gamma\gamma\gamma$ and related reactions

Next we consider fermion–antifermion annihilation into three photons:

$$f(p, \sigma) + \bar{f}(p', \sigma') \longrightarrow \gamma(k_1, \lambda_1) + \gamma(k_2, \lambda_2) + \gamma(k_3, \lambda_3). \quad (5.10)$$

The momentum matrices  $P$  and  $P'$  for the momenta  $p$  and  $p'$ , respectively, are again decomposed into the respective spinors  $\kappa_{i,A}$  and  $\kappa'_{i,A}$ , as defined in (4.5) and (5.2). The Dirac spinors are generically assigned by

$$\Psi_p^{(+)} = \begin{pmatrix} \phi_A \\ \psi^{\dot{A}} \end{pmatrix}, \quad \bar{\Psi}_{p'}^{(-)} = (\psi'^A, \phi'_A) \quad (5.11)$$

with the actual insertions

$$(\phi, \psi) = \begin{cases} (\kappa_1, -\kappa_2) & \text{for } \sigma = +, \\ (\kappa_2, \kappa_1) & \text{for } \sigma = -, \end{cases} \quad (\phi', \psi') = \begin{cases} (\kappa'_1, \kappa'_2) & \text{for } \sigma' = -, \\ (-\kappa'_2, \kappa'_1) & \text{for } \sigma' = +. \end{cases} \quad (5.12)$$

For all helicity configurations we have  $\langle \phi\psi \rangle = \langle \psi'\phi' \rangle = m_f$ . The polarization spinors  $\varepsilon_{\lambda_i, \dot{A}B}^*(k_i)$  for the outgoing photons are defined as in (3.20). Following the strategy of Sect. 4.3 and “crossing” the results (4.11) or (4.12) for the subdiagrams of Fig. 1, the actual calculation of the six diagrams for  $f\bar{f} \rightarrow \gamma\gamma\gamma$  (see Fig. 3) is rather simple. In order to minimize the number of generic amplitudes that have to be calculated, we first give the relations that follow from discrete symmetries. Parity, CP, and Bose symmetry imply

$$\begin{aligned} \mathcal{M}(-\sigma, -\sigma', -\lambda_1, -\lambda_2, -\lambda_3) &= -\text{sgn}(\sigma\sigma')\mathcal{M}(\sigma, \sigma', \lambda_1, \lambda_2, \lambda_3)^*, \\ \mathcal{M}(-\sigma', -\sigma, -\lambda_1, -\lambda_2, -\lambda_3) &= -\text{sgn}(\sigma\sigma')\mathcal{M}(\sigma, \sigma', \lambda_1, \lambda_2, \lambda_3)^* \Big|_{p \leftrightarrow p'}, \\ \mathcal{M}(\sigma, \sigma', \lambda_{i_1}, \lambda_{i_2}, \lambda_{i_3}) &= \mathcal{M}(\sigma, \sigma', \lambda_1, \lambda_2, \lambda_3) \Big|_{k_1 \rightarrow k_{i_1}, k_2 \rightarrow k_{i_2}, k_3 \rightarrow k_{i_3}}. \end{aligned} \quad (5.13)$$



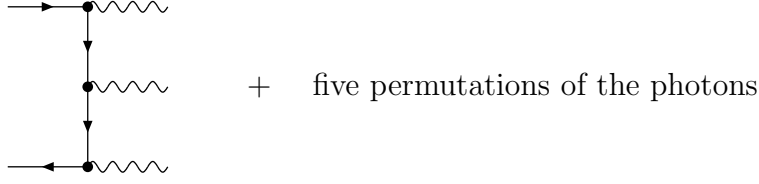


Figure 3: Born diagrams for  $f\bar{f} \rightarrow \gamma\gamma\gamma$ .

Therefore, for any given  $(\sigma, \sigma')$  combination it suffices to calculate the helicity amplitudes with  $(\lambda_1, \lambda_2, \lambda_3) = (+++), (++-)$ , from which all other amplitudes follow by (5.13). These generic results can be expressed in a very compact form:

$$\mathcal{M}(\sigma, \sigma', \lambda_1, \lambda_2, \lambda_3) = \frac{Q_f^3 e^3 A_{\lambda_1 \lambda_2 \lambda_3}(\sigma, \sigma')}{4\sqrt{2}(p \cdot k_1)(p \cdot k_2)(p \cdot k_3)}, \quad (5.14)$$

where

$$\begin{aligned} A_{+++}(\sigma, \sigma') &= m_f \frac{(\langle k_2 k_3 \rangle^*)^2}{(p' \cdot k_1)} \langle k_1 P' P k_1 \rangle \langle \phi \psi' \rangle + \text{cyclic permutations in } k_1, k_2, k_3, \\ A_{++-}(\sigma, \sigma') &= m_f \frac{(\langle k_1 k_2 \rangle^*)^2}{2(p' \cdot k_3)} \left( \langle k_3 P' P k_3 \rangle^* \langle \phi \psi' \rangle + 2(p \cdot k_3) \langle k_3 \phi \rangle \langle k_3 \psi' \rangle \right) \\ &\quad - \frac{\langle k_2 P k_3 \rangle}{(p' \cdot k_1)} \left[ \langle k_1 P' P k_1 \rangle \left( \langle k_2 \psi \rangle^* \langle k_3 \psi' \rangle + \langle k_2 \phi' \rangle^* \langle k_3 \phi \rangle \right) \right. \\ &\quad \left. + 2(p \cdot k_1) \langle k_3 \phi \rangle \langle k_1 \phi' \rangle^* \langle k_1 k_2 \rangle^* \right] + (k_1 \leftrightarrow k_2). \end{aligned} \quad (5.15)$$

In addition to the shorthand  $\langle k_l P k_n \rangle$  of (5.7) we have introduced the useful abbreviations

$$\langle k_l P' P k_l \rangle = k_{l,\dot{A}} P'^{\dot{A}B} P_{\dot{C}B} k_l^{\dot{C}} = \sum_{i,j=1,2} \langle k_l \kappa_i' \rangle^* \langle \kappa_j \kappa_i' \rangle \langle \kappa_j k_l \rangle^*, \quad l = 1, 2, 3. \quad (5.16)$$

The above results for  $f\bar{f} \rightarrow \gamma\gamma\gamma$  can also be used to generate the helicity amplitudes for the bremsstrahlung processes  $\gamma\gamma \rightarrow f\bar{f}\gamma$  and  $e^-\gamma \rightarrow e^-\gamma\gamma$ , if the crossing relations of Sect. 4.2 are applied. In particular, we get a set of helicity amplitudes for the so-called double Compton process

$$e^-(p, \sigma) + \gamma(k, \lambda) \longrightarrow e^-(p', \sigma') + \gamma(k'_1, \lambda'_1) + \gamma(k'_2, \lambda'_2) \quad (5.17)$$

by identifying  $f = e^-$ , consistently replacing

$$\begin{aligned} k_3^\mu &\rightarrow -k^\mu, & k_{3,A} &\rightarrow k_{3,A}, & k_{3,\dot{A}} &\rightarrow -k_{3,\dot{A}}, & \lambda_3 &\rightarrow -\lambda, \\ p'^\mu &\rightarrow -p'^\mu, & \kappa'_{i,A} &\rightarrow \kappa'_{i,A}, & \kappa'_{i,\dot{A}} &\rightarrow -\kappa'_{i,\dot{A}}, & \sigma' &\rightarrow -\sigma' \end{aligned} \quad (5.18)$$

in all expressions, and adding the factor  $\text{sgn}(\sigma')$ , where  $\sigma'$  is the helicity of the outgoing  $e^-$  in (5.17). Finally, we mention that our helicity amplitudes have been numerically reproduced (up to phase factors) in the framework of the calculation presented in Ref. [14] by employing the spinor method of Ref. [2] and by a third, completely different method.

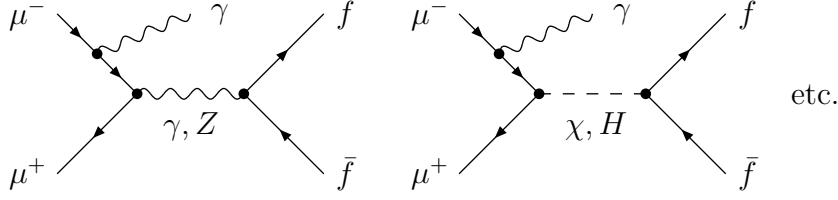


Figure 4: Born diagrams for  $\mu^- \mu^+ \rightarrow f \bar{f} \gamma$ , where graphs with the outgoing photon attached to the other charged fields are suppressed.

### 5.3 The process $\mu^- \mu^+ \rightarrow f \bar{f} \gamma$ and related reactions

As a final example, we consider the process

$$\mu^-(p, \sigma) + \mu^+(p', \sigma') \longrightarrow f(q, \tau) + \bar{f}(q', \tau') + \gamma(k, \lambda), \quad (5.19)$$

which will be of relevance at future muon colliders. The momenta  $p$ ,  $p'$  and the corresponding Dirac spinors  $\Psi_p^{(+)}$ ,  $\bar{\Psi}_{p'}^{(-)}$  for the incoming muons are defined in the same way as in the last section [see (5.11) and (5.12)]. The momentum matrices  $Q$  and  $Q'$  for the outgoing momenta  $q$  and  $q'$  are decomposed into the spinors  $\rho_{i,A}$  and  $\rho'_{i,A}$ , respectively,

$$Q_{\dot{A}B} = \sum_{i=1,2} \rho_{i,\dot{A}} \rho_{i,B}, \quad Q'_{\dot{A}B} = \sum_{i=1,2} \rho'_{i,\dot{A}} \rho'_{i,B}. \quad (5.20)$$

The respective Dirac spinors are generically given by

$$\bar{\Psi}_q^{(+)} = (\eta^A, \xi_{\dot{A}}), \quad \Psi_{q'}^{(-)} = \begin{pmatrix} \xi'^A \\ \eta'_{\dot{A}} \end{pmatrix} \quad (5.21)$$

with the actual insertions

$$(\xi, \eta) = \begin{cases} (\rho_1, -\rho_2) & \text{for } \tau = +, \\ (\rho_2, \rho_1) & \text{for } \tau = -, \end{cases} \quad (\xi', \eta') = \begin{cases} (\rho'_1, \rho'_2) & \text{for } \tau' = -, \\ (-\rho'_2, \rho'_1) & \text{for } \tau' = +, \end{cases} \quad (5.22)$$

i.e. we have  $\langle \xi \eta \rangle = \langle \eta' \xi' \rangle = m_f$ . The polarization spinors  $\varepsilon_{\lambda, \dot{A}B}^*(k)$  for the outgoing photon are defined as in (3.20). For  $f \neq \mu^-$  16 diagrams contribute to the process in the Standard Model at tree level; they are schematically indicated in Fig. 4. The case  $f = \mu^-$  will not be considered here explicitly; the results for this particular channel follow from the ones for  $f \neq \mu^-$  by adding the amplitudes for the crossed process  $f \mu^+ \rightarrow f \mu^+ \gamma$  with negative sign. Since the interaction is mediated by the exchange of neutral particles only, the electromagnetic currents of the muon and the fermion  $f$  are conserved separately. This means that the gauge spinor for the outgoing photon can be chosen differently for initial and final-state radiation, which simplifies the calculation. In the following we generically denote the couplings of the neutral bosons to the fermions by

$$\begin{aligned} g_{\gamma f}^{\pm} &= -Q_f, & g_{Zf}^+ &= -\frac{s_w}{c_w} Q_f, & g_{Zf}^- &= -\frac{s_w}{c_w} Q_f + \frac{I_{W,f}}{c_w s_w}, \\ g_{Hf}^{\pm} &= -\frac{1}{2s_w} \frac{m_f}{M_W}, & g_{\chi f}^{\pm} &= \pm \frac{i I_{W,f}}{s_w} \frac{m_f}{M_W}, \end{aligned} \quad (5.23)$$

where  $I_{W,f} = \pm\frac{1}{2}$  is the weak isospin of the left-handed part of the fermion field  $f$ . In (5.23) we follow the conventions of Ref. [12] for the Standard Model parameters and fields; in particular,  $\chi$  denotes the would-be Goldstone partner to the Z boson, and H is the physical Higgs boson. Since Standard Electroweak Theory does not conserve parity, the parity-induced relations between helicity amplitudes with opposite helicity configurations involve also an interchange of the chiral couplings:

$$\mathcal{M}(-\sigma, -\sigma', -\tau, -\tau', -\lambda) = \text{sgn}(\sigma\sigma'\tau\tau')\mathcal{M}(\sigma, \sigma', \tau, \tau', \lambda)^* \Big|_{(g_{\pm})^* \leftrightarrow g_{\mp}}. \quad (5.24)$$

On the other hand, the process is CP-symmetric at the considered perturbative level, and the relations induced by CP symmetry read

$$\mathcal{M}(-\sigma', -\sigma, -\tau', -\tau, -\lambda) = -\text{sgn}(\sigma\sigma'\tau\tau')\mathcal{M}(\sigma, \sigma', \tau, \tau', \lambda)^* \Big|_{p \leftrightarrow p', q \leftrightarrow q'}. \quad (5.25)$$

The matrix elements  $\mathcal{M}$  are decomposed according to the boson in the  $s$ -channel,

$$\mathcal{M}(\sigma, \sigma', \tau, \tau', \lambda) = \sqrt{2}e^3 \left[ \sum_{V=\gamma, Z} A_{\lambda}^{(V)}(\sigma, \sigma', \tau, \tau') + \sum_{S=\chi, H} A_{\lambda}^{(S)}(\sigma, \sigma', \tau, \tau') \right], \quad (5.26)$$

leading to two generic functions  $A_{\lambda}^{(V)}$  and  $A_{\lambda}^{(S)}$  for the exchange of a vector field and a scalar field, respectively. Owing to (5.24) or (5.25), it is sufficient to give the results for  $\lambda = +$ ,

$$\begin{aligned} A_+^{(V)}(\sigma, \sigma', \tau, \tau') &= \left\{ \frac{Q_{\mu} \langle kP'Pk \rangle}{2(p \cdot k)(p' \cdot k)[(q + q')^2 - M_V^2]} - \frac{Q_f \langle kQ'Qk \rangle}{2(q \cdot k)(q' \cdot k)[(p + p')^2 - M_V^2]} \right\} \\ &\quad \times \left( g_{V\mu}^+ g_{Vf}^+ \langle \phi' \xi \rangle^* \langle \phi \xi' \rangle + g_{V\mu}^+ g_{Vf}^- \langle \phi' \eta' \rangle^* \langle \phi \eta \rangle \right. \\ &\quad \left. + g_{V\mu}^- g_{Vf}^+ \langle \psi \xi \rangle^* \langle \psi' \xi' \rangle + g_{V\mu}^- g_{Vf}^- \langle \psi \eta' \rangle^* \langle \psi' \eta \rangle \right) \\ &\quad - \frac{Q_{\mu}}{(q + q')^2 - M_V^2} \left[ \frac{g_{V\mu}^+ \langle k\phi' \rangle^*}{(p' \cdot k)} \left( g_{Vf}^+ \langle k\xi \rangle^* \langle \phi \xi' \rangle + g_{Vf}^- \langle k\eta' \rangle^* \langle \phi \eta \rangle \right) \right. \\ &\quad \left. - \frac{g_{V\mu}^- \langle k\psi \rangle^*}{(p \cdot k)} \left( g_{Vf}^+ \langle k\xi \rangle^* \langle \psi' \xi' \rangle + g_{Vf}^- \langle k\eta' \rangle^* \langle \psi' \eta \rangle \right) \right] \\ &\quad - \frac{Q_f}{(p + p')^2 - M_V^2} \left[ \frac{g_{Vf}^+ \langle k\xi \rangle^*}{(q \cdot k)} \left( g_{V\mu}^+ \langle k\phi' \rangle^* \langle \phi \xi' \rangle + g_{V\mu}^- \langle k\psi \rangle^* \langle \psi' \xi' \rangle \right) \right. \\ &\quad \left. - \frac{g_{Vf}^- \langle k\eta' \rangle^*}{(q' \cdot k)} \left( g_{V\mu}^+ \langle k\phi' \rangle^* \langle \phi \eta \rangle + g_{V\mu}^- \langle k\psi \rangle^* \langle \psi' \eta \rangle \right) \right], \\ A_+^{(S)}(\sigma, \sigma', \tau, \tau') &= \left\{ \frac{Q_f \langle kQ'Qk \rangle}{4(q \cdot k)(q' \cdot k)[(p + p')^2 - M_S^2]} - \frac{Q_{\mu} \langle kP'Pk \rangle}{4(p \cdot k)(p' \cdot k)[(q + q')^2 - M_S^2]} \right\} \\ &\quad \times \left( g_{S\mu}^+ \langle \phi \psi' \rangle + g_{S\mu}^- \langle \phi' \psi \rangle^* \right) \left( g_{Sf}^+ \langle \xi' \eta \rangle + g_{Sf}^- \langle \xi \eta' \rangle^* \right) \\ &\quad + \frac{Q_{\mu} g_{S\mu}^- \langle k\phi' \rangle^* \langle k\psi \rangle^*}{(q + q')^2 - M_S^2} \left( g_{Sf}^+ \langle \xi' \eta \rangle + g_{Sf}^- \langle \xi \eta' \rangle^* \right) \left[ \frac{1}{2(p \cdot k)} + \frac{1}{2(p' \cdot k)} \right] \\ &\quad - \frac{Q_f g_{Sf}^- \langle k\xi \rangle^* \langle k\eta' \rangle^*}{(p + p')^2 - M_S^2} \left( g_{S\mu}^+ \langle \phi \psi' \rangle + g_{S\mu}^- \langle \phi' \psi \rangle^* \right) \left[ \frac{1}{2(q \cdot k)} + \frac{1}{2(q' \cdot k)} \right]. \end{aligned} \quad (5.27)$$

The quantities  $\langle kP'Pk \rangle$  and  $\langle kQ'Qk \rangle$  are defined in complete analogy to  $\langle k_l P' P k_l \rangle$  in (5.16). The results for  $A_\lambda^{(V)}$  and  $A_\lambda^{(S)}$  are written down in the 't Hooft–Feynman gauge, i.e. we have  $M_\chi = M_Z$ . We mention, however, that we have reproduced the result for the complete matrix element  $\mathcal{M}$  also in an arbitrary  $R_\xi$ -gauge for the photon and Z-boson fields, in which the individual contributions  $A_\lambda^{(V)}$  and  $A_\lambda^{(S)}$  look different.

The above results have also been used to derive the helicity amplitudes for the process

$$e^-(p, \sigma) + \gamma(k, \lambda) \longrightarrow e^-(p', \sigma') + e^-(q, \tau) + e^+(q', \tau') \quad (5.28)$$

in QED. The QED part of the amplitudes (5.26) is obtained by taking the contribution of  $V = \gamma$  in (5.26) only. Moreover, we identify  $Q_\mu = Q_f = Q_e = -1$ . The crossing proceeds analogously to the case described at the end of the previous section, i.e. one has to perform the replacements

$$\begin{aligned} k^\mu &\rightarrow -k^\mu, & k_A &\rightarrow k_A, & k_{\dot{A}} &\rightarrow -k_{\dot{A}}, & \lambda &\rightarrow -\lambda, \\ p'^\mu &\rightarrow -p'^\mu, & \kappa'_{i,A} &\rightarrow \kappa'_{i,A}, & \kappa'_{i,\dot{A}} &\rightarrow -\kappa'_{i,\dot{A}}, & \sigma' &\rightarrow -\sigma' \end{aligned} \quad (5.29)$$

and to apply the sign factor  $\text{sgn}(\sigma')$ , where  $\sigma'$  is the helicity of the outgoing  $e^-$  in (5.28). Finally, we have to antisymmetrize all amplitudes with respect to the interchange of the two outgoing electrons. Moreover, the amplitudes have been numerically reproduced by an independent helicity method in the framework of the calculation discussed in Ref. [14]. The polarized cross sections of  $e^-\gamma \rightarrow e^-e^+$  contribute, in particular, to the left–right asymmetry  $A_{\text{LR}}$  of polarized Compton scattering as background. The numerical agreement of the results presented in Ref. [14] for this contribution to  $A_{\text{LR}}$  with the completely independent ones of Ref. [15] represents an additional check of the calculation.

## 6 Summary

The Weyl–van-der-Waerden (WvdW) spinor technique for the calculation of helicity amplitudes of massive and massless particles has been described in detail, providing all necessary ingredients for an implementation in computer algebra. This formalism leads to rather compact results for amplitudes, which can be directly used for numerical evaluations, immediately after all spinor indices have been contracted to so-called spinor products. These contractions are technically similar to the usual ones for Lorentz indices. Since all mathematical objects, such as momenta, polarization vectors, and Dirac spinors, are expressed in terms of WvdW spinors, the spinor calculus often allows for further simplifications at the analytical level. Moreover, we have formulated how to exploit discrete symmetries for a reduction of the algebraic work or for providing additional checks, and how to avoid problems that are due to the appearance of unphysical poles in amplitudes.

The use and the power of the described spinor technique have been demonstrated by the explicit calculation of the helicity amplitudes for the processes  $\gamma\gamma \rightarrow f\bar{f}$ ,  $f\bar{f} \rightarrow \gamma\gamma\gamma$ ,  $\mu^-\mu^+ \rightarrow f\bar{f}\gamma$  with massive fermions, and of reactions that can be obtained from those by crossing symmetry. The results, which have been analytically simplified as far as possible, are very compact and well suited to numerical evaluations.

# Appendix

## More details about discrete symmetries

In this appendix we supplement the discussion of parity and CP symmetry in Sect. 4.2 by further details.

(i) Parity:

In order to explicitly derive the relations between helicity amplitudes that are connected by parity, we inspect the individual terms in an amplitude  $\mathcal{M}$  after complex conjugation. Contractions between momentum matrices, which are just Minkowski inner products according to (2.13), are not changed at all, since the result is real. Contractions between a momentum  $k$  and a polarization vector  $\varepsilon$ , or between two polarization vectors, turn into the products for the corresponding polarization vectors with opposite helicity, since  $(K_{\dot{A}B})^* = K_{A\dot{B}} = K_{\dot{B}A}$  and  $(\varepsilon_{\lambda, \dot{A}B})^* = \varepsilon_{\lambda, A\dot{B}} = \varepsilon_{-\lambda, \dot{B}A}$  ( $\lambda = 0, \pm 1$ ). Coupling factors  $iC$  for interactions between bosons simply turn into  $-iC^*$ , and boson propagators receive a factor  $-1$  owing to the explicit factor  $i$  in the numerator. The only non-trivial terms are those originating from Dirac matrices and fermionic wave functions. The complex conjugate amplitude remains unchanged if we multiply each fermionic vertex by a factor  $\Gamma_{\mathbb{P}}^2 = -\mathbf{1}$  from the left and from the right, where the matrix  $\Gamma_{\mathbb{P}}$  is defined as

$$\Gamma_{\mathbb{P}} = i\gamma^2\gamma^5 = \begin{pmatrix} 0 & \epsilon \\ \epsilon & 0 \end{pmatrix}. \quad (\text{A.1})$$

Shifting then a factor  $\Gamma_{\mathbb{P}}$  to the fermion propagators or fermionic wave functions that are attached on the right side of this vertex, and shifting a factor  $-\Gamma_{\mathbb{P}}$  to the left side, we get the following replacements when going over from  $\mathcal{M}$  to  $\mathcal{M}^*$ :

$$\begin{aligned} ie\not{k}C_{V\bar{f}_1f_2}^\tau\omega_\tau &\rightarrow -\Gamma_{\mathbb{P}} [ie\not{k}C_{V\bar{f}_1f_2}^\tau\omega_\tau]^* \Gamma_{\mathbb{P}} = -ie\not{k} (C_{V\bar{f}_1f_2}^{-\tau})^* \omega_\tau, \\ ie\not{\epsilon}_\lambda C_{V\bar{f}_1f_2}^\tau\omega_\tau &\rightarrow -\Gamma_{\mathbb{P}} [ie\not{\epsilon}_\lambda C_{V\bar{f}_1f_2}^\tau\omega_\tau]^* \Gamma_{\mathbb{P}} = -ie\not{\epsilon}_{-\lambda} (C_{V\bar{f}_1f_2}^{-\tau})^* \omega_\tau, \\ ieC_{S\bar{f}_1f_2}^\tau\omega_\tau &\rightarrow -\Gamma_{\mathbb{P}} [ieC_{S\bar{f}_1f_2}^\tau\omega_\tau]^* \Gamma_{\mathbb{P}} = -ie (C_{S\bar{f}_1f_2}^{-\tau})^* \omega_\tau, \\ i(\not{k} + m_f) &\rightarrow \Gamma_{\mathbb{P}} [i(\not{k} + m_f)]^* (-\Gamma_{\mathbb{P}}) = -i(\not{k} + m_f), \\ \Psi_{k,1}^{(\pm)} &\rightarrow \Gamma_{\mathbb{P}} [\Psi_{k,1}^{(\pm)}]^* = +\Psi_{k,2}^{(\pm)}, & \bar{\Psi}_{k,1}^{(\pm)} &\rightarrow [\bar{\Psi}_{k,1}^{(\pm)}]^* (-\Gamma_{\mathbb{P}}) = +\bar{\Psi}_{k,2}^{(\pm)}, \\ \Psi_{k,2}^{(\pm)} &\rightarrow \Gamma_{\mathbb{P}} [\Psi_{k,2}^{(\pm)}]^* = -\Psi_{k,1}^{(\pm)}, & \bar{\Psi}_{k,2}^{(\pm)} &\rightarrow [\bar{\Psi}_{k,2}^{(\pm)}]^* (-\Gamma_{\mathbb{P}}) = -\bar{\Psi}_{k,1}^{(\pm)}, \end{aligned} \quad (\text{A.2})$$

where the notation for the generic Feynman rules of Tables 1 and 2 is used. The relations between  $\mathcal{M}(\sigma_i; \lambda_j)^*$  and  $\mathcal{M}(-\sigma_i; -\lambda_j)$  can be read off from (A.2) and the above considerations. The substitutions for the chiral couplings is explicitly given; in particular, there is no substitution in parity-conserving theories, in which  $C_{V\bar{f}_1f_2}^\tau = (C_{V\bar{f}_1f_2}^{-\tau})^*$  etc. There is a global change of sign due to vertices and propagators, since each of them introduces a factor  $-1$ , and since their total number is always odd in

tree-level amplitudes. Another factor  $-1$  comes from our convention of extracting the factor  $i$  from the amplitude  $i\mathcal{M}$ . Finally, we encounter a factor  $\text{sgn}(\sigma_i)$  for each external fermion with helicity  $\sigma_i$  and a factor  $-\text{sgn}(\sigma_i)$  for each external antifermion, leading us directly to relation (4.3).

(ii) CP symmetry:

As in the case of parity, we derive the CP-induced relations between helicity amplitudes by considering the complex conjugate of a given amplitude  $\mathcal{M}$ . We assume an underlying model in which all couplings between bosons are CP-conserving, as it is the case in the Electroweak Standard Model. Then, for bosonic fields the situation is simple, because the wave functions of particles and antiparticles are formally identical, and the bosonic couplings that are related by charge conjugation differ by at most the sign factors (see e.g. the Feynman rules in Ref. [12]). Specifically, there is a factor  $(-1)^v$  between each vertex factor  $iC$  and the expression  $i\bar{C}$  for the vertex involving the corresponding charge-conjugated fields, where  $v$  is the number of vector bosons attached to the vertex. In order to get rid of the factor  $(-1)^v$ , we shift a factor  $-1$  for each vector-boson leg of a vertex to the attached vector-boson propagators or external wave functions, resulting in an overall factor  $(-1)^{n_V}$  for each diagram, where  $n_V$  is the number of external vector bosons. After this procedure the bosonic propagators and vertices for the charge-conjugated fields consistently differ by a factor  $-1$  from the complex-conjugated counterparts involving the original fields.

For fermionic fields we proceed in a way similar to the treatment of parity described above. In addition to taking the complex conjugate of a Dirac chain, we now also transpose each term and invert the order in the chain, since charge conjugation reverses the directions of fermionic lines. Then we multiply fermionic vertices, propagators, and wave functions by the matrix

$$\Gamma_{\text{CP}} = -\gamma^0\gamma^5 = \begin{pmatrix} 0 & \mathbf{1} \\ -\mathbf{1} & 0 \end{pmatrix} \quad (\text{A.3})$$

with  $\Gamma_{\text{CP}}^2 = -\mathbf{1}$  in the same way as done with  $\Gamma_{\text{P}}$  above. This leads to the replacements

$$\begin{aligned} ie\not{k}C_{V\bar{f}_1f_2}^\tau\omega_\tau &\rightarrow -\Gamma_{\text{CP}}\left[-ie\not{k}C_{V\bar{f}_1f_2}^\tau\omega_\tau\right]^\dagger\Gamma_{\text{CP}} = -ie\not{k}\left(C_{V\bar{f}_1f_2}^\tau\right)^*\omega_\tau, \\ ie\not{\epsilon}_\lambda C_{V\bar{f}_1f_2}^\tau\omega_\tau &\rightarrow -\Gamma_{\text{CP}}\left[-ie\not{\epsilon}_\lambda C_{V\bar{f}_1f_2}^\tau\omega_\tau\right]^\dagger\Gamma_{\text{CP}} = -ie\not{\epsilon}_{-\lambda}\left(C_{V\bar{f}_1f_2}^\tau\right)^*\omega_\tau, \\ ieC_{S\bar{f}_1f_2}^\tau\omega_\tau &\rightarrow -\Gamma_{\text{CP}}\left[ieC_{S\bar{f}_1f_2}^\tau\omega_\tau\right]^\dagger\Gamma_{\text{CP}} = -ie\left(C_{S\bar{f}_1f_2}^{-\tau}\right)^*\omega_\tau, \\ i(\not{k} + m_f) &\rightarrow \Gamma_{\text{CP}}\left[i(\not{k} + m_f)\right]^\dagger(-\Gamma_{\text{CP}}) = -i(-\not{k} + m_f), \\ \Psi_{k,1}^{(\pm)} &\rightarrow \left[\Psi_{k,1}^{(\pm)}\right]^\dagger(-\Gamma_{\text{CP}}) = -\bar{\Psi}_{k,1}^{(\mp)}, & \bar{\Psi}_{k,1}^{(\pm)} &\rightarrow \Gamma_{\text{CP}}\left[\bar{\Psi}_{k,1}^{(\pm)}\right]^\dagger = +\Psi_{k,1}^{(\mp)}, \\ \Psi_{k,2}^{(\pm)} &\rightarrow \left[\Psi_{k,2}^{(\pm)}\right]^\dagger(-\Gamma_{\text{CP}}) = +\bar{\Psi}_{k,2}^{(\mp)}, & \bar{\Psi}_{k,2}^{(\pm)} &\rightarrow \Gamma_{\text{CP}}\left[\bar{\Psi}_{k,2}^{(\pm)}\right]^\dagger = -\Psi_{k,2}^{(\mp)}. \end{aligned} \quad (\text{A.4})$$

Note that we had to include a factor  $-1$  for the vector-boson-fermion coupling in the first two lines, so as to be consistent with the above treatment of bosonic

couplings. Moreover, one should realize the correct change of sign in the momentum of the fermion propagator [see fourth line in (A.4)], corresponding to the inversion of the fermion line. In the case of CP-violation the necessary substitutions for the couplings can be read off from (A.4); if CP is conserved no substitution is necessary, because then  $C_{V\bar{f}_1 f_2}^\tau = (C_{V\bar{f}_1 f_2}^\tau)^*$  and  $C_{S\bar{f}_1 f_2}^\tau = (C_{S\bar{f}_1 f_2}^{-\tau})^*$ . The overall sign between the amplitude  $\mathcal{M}(\sigma_i; \lambda_j)^*$  and the one for the CP-related process  $\overline{\mathcal{M}}(-\sigma_i; -\lambda_j)$  is deduced as follows. At tree level, there is an overall factor  $-1$  from the vertices and propagators and another  $-1$  from the convention for  $\mathcal{M}$ , as in the case of parity. From (A.4) one can see that incoming fermions and antifermions with helicity  $\sigma_i$  introduce each a factor  $-\text{sgn}(\sigma_i)$ , while outgoing fermionic lines yield a factor  $\text{sgn}(\sigma_i)$ . Taking into account the factor  $(-1)^{n_V}$  derived above, we obtain relation (4.4).

## Acknowledgements

The author thanks D. de Florian, A. Denner and W. Vogelsang for a critical reading of the manuscript and for their aid in making the presentation as transparent as possible.

## References

- [1] P. De Causmaecker et al., *Phys. Lett.* **105B** (1981) 215 and *Nucl. Phys.* **B206** (1982) 53;  
 F.A. Berends et al., *Nucl. Phys.* **B206** (1982) 61;  
 R. Kleiss, *Nucl. Phys.* **B241** (1984) 61;  
 J.F. Gunion and Z. Kunszt, *Phys. Lett.* **159B** (1985) 167 and **161B** (1985) 333.
- [2] F.A. Berends, P.H. Daverveldt and R. Kleiss, *Nucl. Phys.* **B253** (1985) 441;  
 R. Kleiss and W.J. Stirling, *Nucl. Phys.* **B262** (1985) 235 and *Phys. Lett.* **179B** (1986) 159;  
 R. Kleiss, *Z. Phys.* **C33** (1987) 433.
- [3] H. Weyl, *The Theory of Groups and Quantum Mechanics* (Dover, New York, 1931);  
 B.L. van der Waerden, *Group Theory and Quantum Mechanics* (Springer-Verlag, Berlin, 1974).
- [4] P.A. Carruthers, *Spin and Isospin in Particle Physics* (Gordon and Breach Science Publishers, New York, 1971).
- [5] G.R. Farrar and F. Neri, *Phys. Lett.* **130B** (1983) 109; E: *ibid.* **152B** (1985) 443;  
 F.A. Berends and W.T. Giele, *Nucl. Phys.* **B294** (1987) 700, **B306** (1988) 759, and **B313** (1989) 595;  
 F.A. Berends, W.T. Giele and H. Kuijff, *Nucl. Phys.* **B321** (1989) 39 and **B333** (1990) 120;  
 S. Dittmaier, *Nucl. Phys.* **B423** (1994) 384.
- [6] W. Beenakker, F.A. Berends and T. Sack, *Nucl. Phys.* **B367** (1991) 287.

- [7] M. Böhm and S. Dittmaier, *Nucl. Phys.* **B409** (1993) 3 and **B412** (1994) 39.
- [8] T.B. Anders and W. Jachmann, *J. Math. Phys.* **24** (1983) 2847.
- [9] W.T. Giele, Dissertation, University of Leiden, 1989;  
H. Kuijf, Dissertation, University of Leiden, 1991.
- [10] S. Dittmaier, Dissertation, University of Würzburg, 1993.
- [11] E. Accomando et al., hep-ph/9705442, to appear in *Phys. Rep.*
- [12] M. Böhm, W. Hollik and H. Spiesberger, *Fortschr. Phys.* **34** (1986) 687;  
A. Denner, *Fortschr. Phys.* **41** (1993) 307;  
A. Denner, S. Dittmaier and G. Weiglein, *Nucl. Phys.* **B440** (1995) 95.
- [13] S. Wolfram, *Mathematica — A System for Doing Mathematics by Computer*  
(Addison-Wesley, Redwood City, CA, 1988).
- [14] A. Denner and S. Dittmaier, CERN-TH/98-142, hep-ph/9805443.
- [15] M.L. Swartz, SLAC-PUB-7701, hep-ph/9711447.