

RESEARCH ARTICLE

Open Access



Prevalence of adolescent physical activity-related injuries in sports, leisure time, and school: the National Physical Activity Behaviour Study for children and Adolescents

Anu M. Räsänen^{1*} , Sami Kokko², Kati Pasanen^{1,3}, Mari Leppänen¹, Arja Rimpelä^{4,5}, Jari Villberg² and Jari Parkkari¹

Abstract

Background: The purpose of this study was to investigate the prevalence of adolescent physical activity-related injuries in sports club activities, leisure time physical activity and school-based physical activity. The secondary aim was to investigate the differences in the prevalence of physical activity-related injuries between years 2014 and 2016. In addition, we set out to study the associations between age, sex and the frequency of physical activity and injury prevalence.

Methods: This cross-sectional study is based on the National Physical Activity Behaviour Study for Children and Adolescents (LIITU in Finnish) conducted in years 2014 and 2016. The subjects completed an online questionnaire in the classroom during school hours. A total of 8406 subjects participated in the current study. Out of these, 49% were boys and 51% were girls. The proportions of 11-, 13-, and 15-year-olds were 35%, 34% and 31%, respectively.

Results: In the combined data for 2014 and 2016, injury prevalence was higher in sports club activities (46%, 95% CI 44.8–47.8) than in leisure time PA (30%, 95% CI, 28.5–30.5) or school-based PA (18%, 95% CI, 17.4–19.1). In leisure time PA, the injury prevalence was higher than in school-based PA. In all the three settings, injury prevalence was higher in 2016 than in 2014. Frequency of PA was associated with a higher risk for PA-related injuries in sports clubs and leisure time.

Conclusions: With half of the subjects reporting at least one PA-related injury during the past year, results indicate that adolescent PA-related injuries are a large-scale problem. There is a worrisome rise in injury prevalence in recent years. From a public health standpoint, there is an urgent need to invest in injury prevention to reverse this trend.

Keywords: Athletic injury, Injury prevention, Youth, Adolescents, Safety, Physical activity

Background

With the high levels of physical inactivity around the world, increasing physical activity (PA) has become a key element of public health promotion [1]. Physical activity provides a great deal of benefits to health and well-being [2–4]. So great in fact that it is promoted as a medicine or a drug against life-style related diseases [5].

Nonetheless, PA as health promotion tool is not one without adverse effects. Participation in PA is the main cause of adolescent unintentional injuries in many developed countries [6–9]. Participating in organized sports in adolescence is a major risk factor for hospitalization throughout adolescence and on to early adulthood [10]. However, most injuries can be prevented.

A recent study by Richmond et al. [11] demonstrated that a school-based neuromuscular training intervention reduces the risk of PA-related injuries while simultaneously improving health markers. Reducing the rates of

* Correspondence: anu.raisanen@uta.fi

¹Tampere Research Center of Sports Medicine, UKK Institute for Health Promotion Research, P.O. BOX 30, 33501 Tampere, Finland
Full list of author information is available at the end of the article

leisure time PA injuries among adolescents is also possible, as has been proven by bicycle helmet use [12]. Furthermore, several studies have shown that it is possible to prevent adolescent injuries in organized sports by neuromuscular training [13–17].

With most studies focusing on injuries in organized sports, there is still limited knowledge on PA-related injuries in other settings. Some previous studies have investigated the injuries in school children in sports, leisure time and school sports [18, 19]. In our recent study [20] on adolescent injuries we observed the highest injury prevalence in sports club activities, followed by leisure time PA and school-based PA.

One established risk factor for PA-related injury is a previous PA-related injury [21–23]. Therefore, one of the most efficient ways to reduce injury rates is to prevent the first injuries. Injuries can have short and long term consequences on adolescent health. In short term, an injury can lead to unfavorable weight gain and negative changes on obesity markers [24, 25]. In long term, the risk of osteoarthritis later in life is increased [26]. The fear of further injury can limit participation and lead to dropping out of PA. Because of reduced activity, individuals will eventually lose the health benefits produced by PA and this will have negative effects on public health. To achieve best possible results, all PA promotion efforts should include injury prevention in to their agenda [27, 28].

The purpose of this study was to investigate the prevalence of adolescent PA-related injuries in sports club activities, leisure time PA and school-based PA. The secondary aim of the study was to investigate the differences in the prevalence of PA-related injuries between 2014 and 2016. In addition, we set out to study the associations between age, sex and the frequency of PA and injury prevalence.

Methods

This cross-sectional investigation is based on the National Physical Activity Behaviour Study for Children and Adolescents (LIITU in Finnish) conducted in years 2014 and 2016. The first data collection in 2014 was carried out in connection with the World Health Organization Cross-national Health Behaviours in School-Aged Children study (HBSC). In 2016, the National Physical Activity Behaviour Study for Children and Adolescents was carried out independently. For both data collections, a random sample of schools was drawn from the Statistics Finland database based on the HBSC protocol [29]. The subjects completed the online questionnaire in the classroom during a lesson. The questionnaire included questions on several aspects of PA participation. The current study is based on the questions on PA-related injuries.

In 2014, 195 schools (3452 subjects) agreed to participate in the study. A total of 3071 subjects replied to the online questionnaire, making the response rate 89%. Due to incomplete or inconsistent answers, 269 subjects were excluded and 2802 subjects were included in the study. In 2016, 285 Finnish-language schools (10,513 subjects) and 65 Swedish-language schools (1975 subjects) agreed to participate and 7565 subjects replied to the online questionnaire, making the response rate 61%. Out of these, 174 were excluded due to incomplete or inconsistent answers. In addition, the youngest subjects (9 years, $n = 1787$) did not participate in the injury part of the questionnaire and were excluded from the current study. In 2016, a total of 5604 subjects were included in the study.

A total of 8406 subjects were included in the current study. Out of these, 49% were boys and 51% were girls. The proportions of 11- (5th graders), 13- (7th graders) and 15-year-olds (9th graders) were 34.6%, 34.4% and 31.0%, respectively.

Physical activity-related injuries

The injury prevalence refers to the proportion of subjects who were injured in physical activities during the past twelve months. No definition for injury was provided in the questionnaire. The injury prevalence in three settings were based on three questions: 'During the past year, have you suffered an injury in sports club activities?', 'During the past year, have you suffered an injury in leisure time physical activities (not in a sports club)?' and 'During the past year, have you suffered an injury in a physical education class or instructed student sports?'. Four options were provided: 'No', 'Once', 'Twice', and 'Three times or more'. The question about sports club injuries was only asked from the subjects who had reported participating in sports club activities in an earlier question (54% in 2014 and 62% in 2016). Questions regarding leisure time PA and school-based PA injuries were asked from all subjects.

The injury prevalence in sports club activities was calculated as a percentage of subjects reporting at least one sports club injury out of subjects reporting participation in sports club activities. The injury prevalence in leisure time PA and school-based PA was calculated as a percentage of subjects reporting at least one injury out of all subjects.

Frequency of physical activity

Physical activity levels were derived from a question 'How often do you participate in physical activities in your spare time?' The question was asked separately for five environments: school-based clubs (not physical education classes)/sports clubs/other clubs (e.g. church clubs, scouts)/private sector facilities (e.g. gyms, ski slopes, riding schools, dance schools)/unorganized activities (e.g. backyard games). Five

alternatives were provided: 'less often than once a week or not at all,' 'once a week,' '2 to 3 days a week,' '4 to 5 days a week,' and '6 to 7 days a week'.

Ethics

The study follows the ethical principles of the Declaration of Helsinki. The online questionnaire was anonymous. Subjects were informed of the aims, methods, voluntary participation, privacy and confidentiality of the collected information. The study protocol has been approved by the Ethics Committee of the University of Jyväskylä. Written informed consent was not required.

Statistical methods

The data from 2014 and 2016 was combined and used in all the analysis. In the comparison of injury prevalence between years 2014 and 2016, only Finnish-language subjects were analyzed since Swedish-language schools were not represented in the 2014 data. Age groups were used in reporting instead of grade to allow for international comparisons. The 11-year-olds represented all the 5th graders, even if they had already turned 12. Similarly, the 13-year-olds represented the 7th graders and the 15-year-olds represented the 9th graders.

Analyses were performed using SPSS (v.24, SPSS Inc., Chicago, Illinois, USA). The differences in the injury prevalence between the three PA settings were analyzed by Wilcoxon signed rank test. The ordinal logistic regression analysis was used to study the trend of injury prevalence and the associations between age, sex and frequency of PA and injury prevalence. The significance level was set at $p < 0.05$.

Results

Injury prevalence in sports clubs, leisure time PA and school-based PA

In the combined data, 47% (95% CI, 46.2–48.4) of the subjects had suffered at least one PA-related injury during the past 12 months. The injury prevalence was higher in sports club activities (46%, 95% CI 44.8–47.8) than in leisure time PA (30%, 95% CI, 28.5–30.5, $p < 0.001$) and school-based PA (18%, 95% CI, 17.4–19.1, ($p < 0.001$)). In leisure time PA, the injury prevalence was higher than in school-based PA ($p < 0.001$). Injury prevalence in the total data in the three settings is presented in Fig. 1.

Association between injury prevalence and sex

Boys had significantly more injuries than girls in sports club activities (OR 1.31, 95% CI, 1.17–1.46, $p < 0.001$) and in leisure time PA (OR 1.49, 95% CI, 1.35–1.64, $p < 0.001$). In school-based PA there was no significant difference in injury prevalence between boys and girls. The injury

prevalence in different settings among boys and girls is presented in Fig. 1. The odds ratios for injuries in different settings are presented in Table 1.

Association between injury prevalence and age

Among boys, age was associated with leisure time injuries: the oldest subjects had significantly less injuries compared to the youngest (OR 0.63, 95% CI, 0.53–0.75, $p < 0.001$). Among girls, age was associated with injuries in all three settings. In sports clubs the 13-year-olds had the highest risk of injury (OR 1.48, 96% CI, 1.23–1.77, $p < 0.001$). In leisure time PA the oldest girls had significantly less injuries than the youngest (OR 0.69, 95% CI, 0.59–0.83, $p < 0.001$). In school-based PA the 13-year-olds had less injuries than the 11-year-olds (OR 0.79, 95% CI 0.65–0.97, $p = 0.02$). Injury prevalence in different settings by age groups is presented in Fig. 2.

Association between injury prevalence and physical activity in sports club and leisure time

In sports club activities and leisure time PA the risk of injury increased significantly along with the frequency of PA. The odds ratios for sports club injuries and leisure time PA injuries in different activity levels are presented in Table 2.

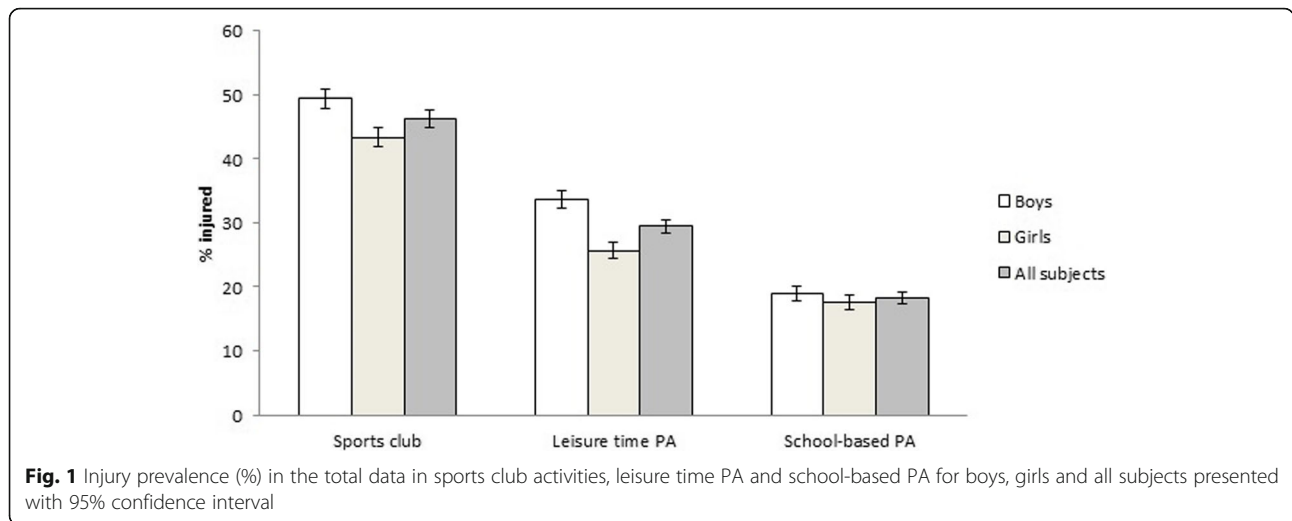
The trend of injury prevalence

In 2016 the injury prevalence was significantly higher in all three PA settings than in 2014. The prevalence of sports club injuries increased from 41% to 48% ($p < 0.001$). In leisure time PA, the prevalence increased from 24% to 32% ($p < 0.001$). In school-based PA the injury prevalence was 14% in 2014 and 19% in 2016 ($p < 0.001$). Injury prevalence in the three settings 2014 and 2016 for boys and girls is presented in Fig. 3.

Discussion

This study showed that half of the participating adolescents had been injured in sports club activities, one in three in leisure time PA and one in five in school-based PA during the past 12 months. The most worrisome finding was the increase in injury prevalence in all three PA settings between 2014 and 2016.

Participating in sports club activities seems to be getting more and more popular among adolescents. In the present study, there was a rise from 54% of subject participating in sports club activities in 2014 to 62% in 2016. In the HBSC study in 2010 the rate was 46% [30]. Previous studies on injuries in sports, leisure time PA and school-based PA have consistently reported the highest injury rates in sports out of the three settings [18–20]. In our previous study among adolescents, injury prevalence was highest in sports clubs (28% for boys and 24% for girls), followed by leisure time PA (18% for



boys and 13% for girls) and school sports (10% for boys and girls) [20]. Verhagen et al. [19] studied physical activity and sports-related injuries in 10–12-year-old children. They reported the highest injury incidence in sports (0.66 injuries/1000 h of participation), followed by physical education classes (0.50 injuries/1000 h), and leisure time (0.39 injuries/1000 h). Jespersen et al. [18] studied incidence of musculoskeletal injuries in 6–12-year-old children. Incidence was highest in sports (1.57 injuries/1000 h), followed by leisure time PA (0.57 injuries/1000 h) and physical education classes (0.14 injuries/1000 h). The results of this study further support the finding that considerably more injuries occur in sports clubs than in other PA settings. These results, in connection with the growing popularity of sports club participation, highlight the need of more preventative actions in the sports club setting.

To assess the effects of PA promotion on injury prevalence as well as the effectiveness of injury prevention efforts, a monitoring system is needed. Purpose of the biennial LIITU study is to investigate the trend of PA participation and injury prevalence among adolescent Finns. Concerning PA related injuries, these first results are worrisome: in all three setting the injury prevalence was significantly higher in 2016 than in 2014. This finding, while limited to a two-year period, indicate that further efforts are needed to reduce the burden of PA-related injuries to public health and individual wellbeing. However, it must be taken into consideration that the

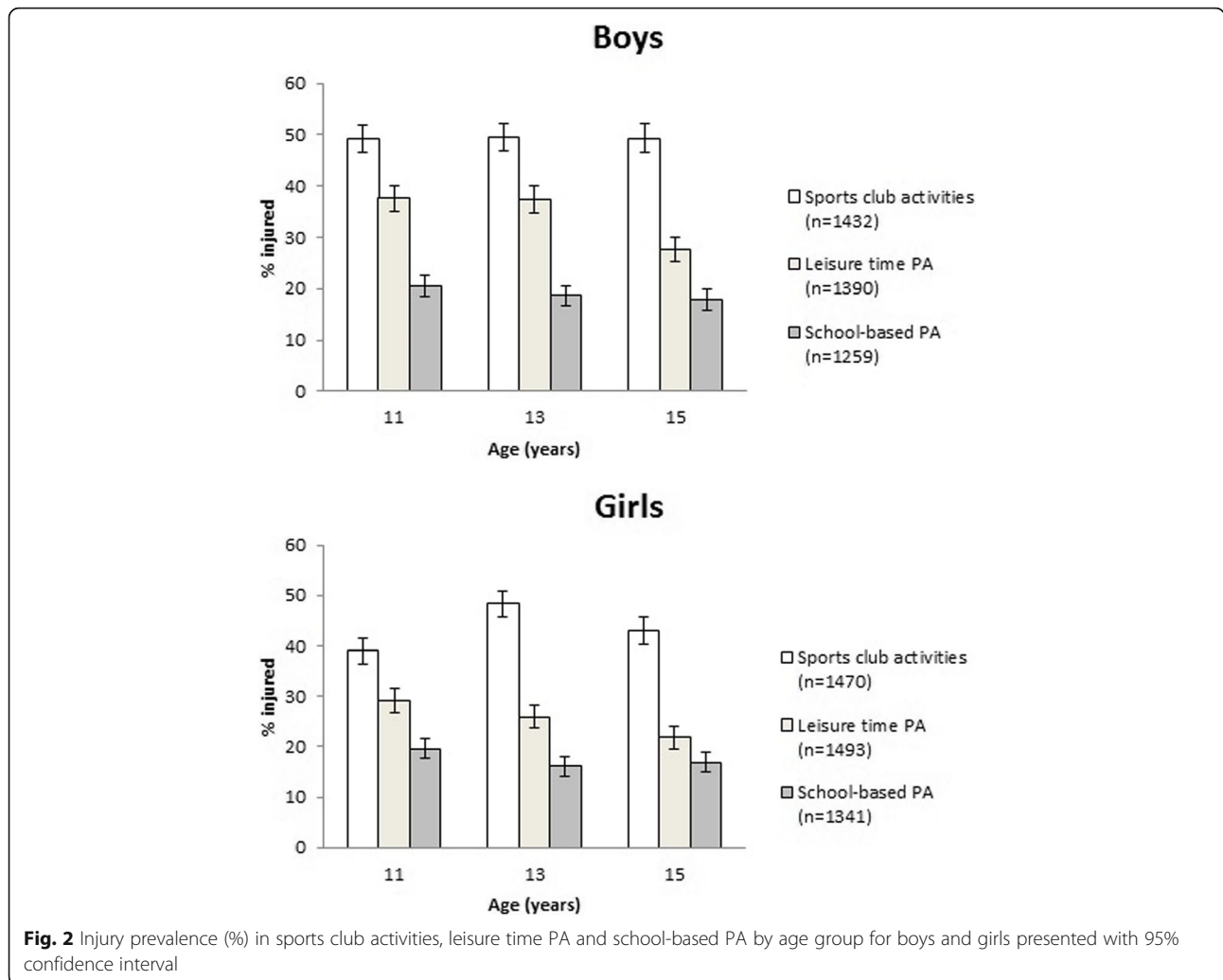
response rate of the National Physical Activity Behaviour Study for Children and Adolescents was lower in 2016 (61%) than 2014 (89%), which could have affected the results in some degree.

Sex was associated with sports club injuries and leisure time PA injuries: boys had significantly more injuries than girls. The association between age and injury risk was influenced by the setting. Among boys we detected an association between age and injury risk only in leisure time PA: the 15-year-old boys had a lower risk of injuries than the 11-year-olds. These results are consistent with those of our previous study [20]. Among girls the 13-year-olds had the highest risk of sports club injury. This is in agreement with the results of Sørensen et al. [31] who reported that among girls the breaking point in sports injury incidence is reached in the age of 13 and both before and after this the incidence was lower. One factor behind the breaking point is presumably the growth spurt [19]. However, this study was unable to demonstrate the breaking point among boys. We didn't detect any differences in sports club injuries among boys in different age groups while Sørensen reported a breaking point to be reached in the age of 14 [31]. A possible explanation for this might be that Sørensen collected only injuries that required medical treatment in the emergency department and in this study all injuries were collected.

The risk of injuries was associated with the frequency of PA. In sports club activities, we detected a statistically

Table 1 The odds ratios (OR) for injuries in different settings for boys and girls

	N	Sports club activities				Leisure time PA				School-based PA			
		Injured (%)	OR	95% CI	p	Injured (%)	OR	95% CI	p	Injured (%)	OR	95% CI	p
Girls	4314	43.4	1			25.7	1			17.6	1		
Boys	4092	49.4	1.31	1.17–1.46	< 0.001	33.7	1.49	1.35–1.64	< 0.001	19.0	1.12	1.00–1.26	0.05



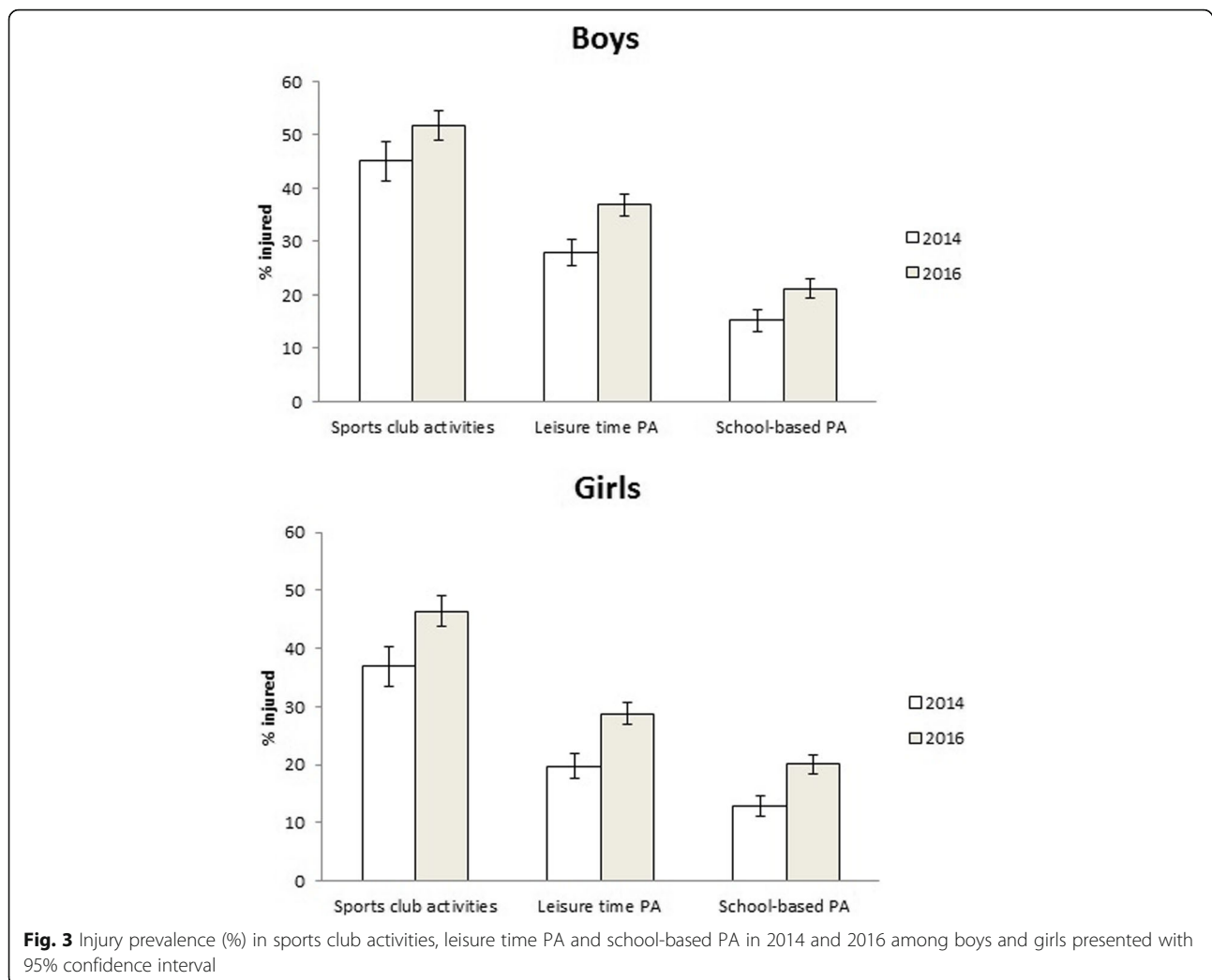
significant increase in the injury risk when the participation in sports club activities was twice a week or more often. In leisure time PA, the risk was higher among those participating four times a week or more often. Adolescents should be encouraged to meet the PA guidelines despite the increased risk of PA-related injuries. Rather PA promotion should also focus on injury prevention [27, 28]. To provide adolescents with the greatest health benefits, the focus should be on the

Table 2 Age and sex-adjusted odds ratios (OR) and 95% confidence intervals (CI) for injuries in sports club activities and leisure time PA by frequency of activity

Frequency of PA	Sports club activities			Leisure time PA		
	OR	95% CI	p	OR	95% CI	p
Once a week or less	1			1		
2 to 3 times a week	1.39	1.16–1.66	< 0.001	1.01	0.85–1.20	0.92
4 to 5 times a week	2.29	1.90–2.75	< 0.001	1.40	1.17–1.68	< 0.001
6 to 7 times a week	3.18	2.51–4.01	< 0.001	1.62	1.34–1.96	< 0.001

promotion of safe PA. This requires the two separated fields of PA promotion and injury prevention to join forces [5].

These results provide valuable information for public health policy makers. There is a lack of public health policy on prevention of PA-related injuries and the reason for this has been the lack of relevant information [32]. However, now there is research on the negative consequences of PA-injuries [24–26, 33], socioeconomic costs of injuries [34, 35], activities with high injury incidence [36], proven injury prevention methods [11, 37, 38], cost-effectiveness of prevention programs [39], and health-benefits of injury training programs [11]. And there has been progress in injury prevention becoming part of the public health policy: in the US the Centers for Disease Control and Prevention include reducing sports and recreation-related injuries in their National Action Plan for Child Injury Prevention [40]. Our results provide valuable information on the extent of the issue in adolescent population in Finland. In Finland, the Government has



appointed increasing PA among school-aged children as one of the key projects in the field of knowledge and education [41]. As such investments are made on the Government level, it is important to monitor the effects these projects have on injury prevalence.

The injury prevalence can be slightly underestimated in this study. The data collection was performed retrospectively and there is always a chance of recall bias. Especially some minor injuries can be difficult to recall and this should be considered a limitation of this work. Another lack of uncertainty is the lack of injury definition in the questionnaire. The subjects could have had different ideas of what constitutes as injury and this could have affected their responses.

Conclusions

With half of the subjects reporting at least one PA-related injury during the past year, these results indicate that adolescent physical activity-related injuries are a large-scale public health problem. The results show a

worrisome rise in injury prevalence in recent years. From a public health standpoint, there is an urgent need to invest in injury prevention to reverse this trend. With sport club activities gaining popularity and nearly half of the adolescents participating in sports club activities getting injured, the greatest effort should be directed there. Preventative measures are necessary among boys and girls equally and in all age groups.

Abbreviations

HBSC: Health Behaviours in School-Aged Children study; PA: Physical activity

Acknowledgements

Not applicable.

Funding

This work has been supported by the Ministry of Education and Culture (grant numbers: OKM/10/626/2014 and OKM/89/626/2015), the Competitive State Research Financing of the Expert Responsibility area of Tampere University Hospital (Grant 95047 and 9T046) and the Scientific Council of City of Tampere.

Availability of data and materials

The datasets used and analyzed during the current study are available from the corresponding author on reasonable request.

Authors' contributions

SK and JP were involved in conceiving the study. SK and JV were responsible for conducting the data acquisition. AMR was responsible for the data analysis and interpretation, KP, ML, AR and JP contributed substantially to the data analysis and interpretation. AMR was the significant manuscript writer. SK, JP, AR, KP, ML and JV were significant manuscript revisers. All authors read and approved the final manuscript. AMR is the guarantor.

Ethics approval and consent to participate

The study protocol has been approved by the Ethics Committee of the University of Jyväskylä. Written informed consent was not required; instead a protocol of passive consent was approved by the ethical committee of the University of Jyväskylä, when permitting approval to the study protocol.

Consent for publication

Not applicable.

Competing interests

The authors declare that they have no competing interests.

Publisher's Note

Springer Nature remains neutral with regard to jurisdictional claims in published maps and institutional affiliations.

Author details

¹Tampere Research Center of Sports Medicine, UKK Institute for Health Promotion Research, P.O. BOX 30, 33501 Tampere, Finland. ²Research Center for Health Promotion, Faculty of Sport and Health Sciences, University of Jyväskylä, Jyväskylä, Finland. ³Sport Injury Prevention Research Centre, Faculty of Kinesiology, University of Calgary, Calgary, AB, Canada. ⁴Faculty of Social Sciences, Health Sciences and PERLA (Tampere Centre for Childhood, Youth and Family Research), University of Tampere, Tampere, Finland. ⁵Department of Adolescent Psychiatry, Tampere University Hospital, Tampere, Finland.

Received: 19 September 2017 Accepted: 8 February 2018

Published online: 15 February 2018

References

- Lee IM, Shiroma EJ, Lobelo F, et al. Effect of physical inactivity on major non-communicable diseases worldwide: an analysis of burden of disease and life expectancy. *Lancet*. 2012;380:219–29.
- Biddle SJH, Asare M. Physical activity and mental health in children and adolescents: a review of reviews. *Br J Sports Med*. 2011;45:886–95.
- Hallal PC, Victora CG, Azevedo MR, et al. Adolescent physical activity and health: a systematic review. *Sport Med*. 2006;36:1019–30.
- Janssen I, LeBlanc AG. Systematic review of the health benefits of physical activity and fitness in school-aged children and youth. *Int J Behav Nutr Phys Act*. 2010;7:40.
- Verhagen E, Bolling C, Finch CF. Caution this drug may cause serious harm! Why we must report adverse effects of physical activity promotion. *Br J Sports Med*. 2014;2014–6.
- Pickett W, Molcho M, Simpson K, et al. Cross national study of injury and social determinants in adolescents. *Inj Prev*. 2005;11:213–8.
- Simon TD, Blublitz C, Hambidge SJ. External causes of pediatric injury-related emergency department visits in the United States. *Acad Emerg Med*. 2004;11:1042–8.
- Finch CF, Mitchell R, Boufous S. Trends in hospitalised sport/leisure injuries in new South Wales, Australia - implications for the targeting of population-focussed preventive sports medicine efforts. *J Sci Med Sport*. 2011;14:15–21.
- Pakzad-Vaezi K, Singhal A. Trends in paediatric sport- and recreation-related injuries: an injury surveillance study at the British Columbia Children's hospital (Vancouver, British Columbia) from 1992 to 2005. *Paediatr Child Health*. 2011;16:217–21.
- Mattila VM, Parkkari J, Koivusilta L, et al. Participation in sports clubs is a strong predictor of injury hospitalization: a prospective cohort study. *Scand J Med Sci Sport*. 2009;19:267–73.
- Richmond SA, Kang J, Doyle-Baker PK, et al. A school-based injury prevention program to reduce sport injury risk and improve healthy outcomes in youth : a pilot cluster-randomized controlled trial. *Clin J Sport Med*. 2016;26:291–8.
- Thompson D, Rivara F, Thompson R. Helmets for preventing head and facial injuries in bicyclists (review). *Cochrane Database Syst Rev*. 1999;(4).
- Häggglund M, Atroshi I, Wagner P, et al. Superior compliance with a neuromuscular training programme is associated with fewer ACL injuries and fewer acute knee injuries in female adolescent football players: secondary analysis of an RCT. *Br J Sports Med*. 2013;47:974–9.
- Rössler R, Donath L, Verhagen EA, et al. Exercise-based injury prevention in child and adolescent sport: a systematic review and meta-analysis. *Sport Med*. 2014;44:1733–48.
- Soligard T, Myklebust G, Steffen K, et al. Comprehensive warm-up programme to prevent injuries in young female footballers: cluster randomised controlled trial. *Br Med J*. 2008;337:a2469.
- Wedderkopp N, Kaltoft M, Lundgaard B, et al. Prevention of injuries in young female players in European team handball. A prospective intervention study. *Scand J Med Sci Sport*. 1999;9:41–7.
- Junge A, Röscher D, Peterson L, et al. Prevention of soccer injuries: a prospective intervention study in youth amateur players. *Am J Sports Med*. 2002;30:652–9.
- Jespersen E, Rexen CT, Franz C, et al. Musculoskeletal extremity injuries in a cohort of schoolchildren aged 6–12: a 2.5-year prospective study. *Scand J Med Sci Sport*. 2015;25:251–8.
- Verhagen E, Collard DCM, MC a P, et al. A prospective cohort study on physical activity and sports-related injuries in 10–12-year-old children. *Br J Sports Med*. 2009;43:1031–5.
- Räisänen AM, Parkkari J, Karhola L, et al. Adolescent physical activity-related injuries in sports club, school sports and other leisure time physical activities. *Cogent Med*. 2016;3:1260786.
- Emery CA. Risk factors for injury in child and adolescent sport: a systematic review of the literature. *Clin J Sport Med*. 2003;13:256–68.
- Kucera KL, Marshall SW, Kirkendall DT, et al. Injury history as a risk factor for incident injury in youth soccer. *Br J Sports Med*. 2005;39:462–6.
- Emery CA, Meeuwisse WH, Hartmann SE. Evaluation of risk factors for injury in adolescent soccer: implementation and validation of an injury surveillance system. *Am J Sports Med*. 2005;33:1882–91.
- Myer GD, Faigenbaum AD, Foss KB, et al. Injury initiates unfavourable weight gain and obesity markers in youth. *Br J Sports Med*. 2014;48:1477–81.
- Whittaker JL, Woodhouse LJ, Nettel-Aguirre A, et al. Outcomes associated with early post-traumatic osteoarthritis and other negative health consequences 3–10 years following knee joint injury in youth sport. *Osteoarthr Cartil*. 2015;23:1122–9.
- Lohmander LS, Englund PM, Dahl LL, et al. The long-term consequence of anterior cruciate ligament and meniscus injuries: osteoarthritis. *Am J Sports Med*. 2007;35:1756–69.
- Finch CF, Owen N. Injury prevention and the promotion of physical activity: what is the nexus? *J Sci Med Sport*. 2001;4:77–87.
- Bloemers F, Collard DCM, Paw MCA, et al. Physical inactivity is a risk factor for physical activity-related injuries in children. *Br J Sports Med*. 2012;46:669–74.
- Currie C, Inchley J, Molcho M, et al. Health behaviour in school-aged children (HBSC) study protocol: background, methodology and mandatory items for the 2013/14 survey. St. Andrews: CAHRU; 2014.
- Aira T, Kannas L, Tynjälä J, et al. Hiipuva liikunta nuoruusiässä. Drop off -ilmiön aikatreendejä ja kansainvälistä vertailua WHO-Koululaistutkimuksen (HBSC-Study) aineistoilla 1986–2010 [Physical activity dies down in adolescence. Trends and international comparisons of the HBSC study from 1986 to 2010]. Jyväskylä: Jyväskylän yliopisto; 2013.
- Sorensen L, Larsen S, Röck N. The epidemiology of sports injuries in school-aged children. *Scand J Med Sci Sport*. 1996;6:281–6.
- Finch CF. Getting sports injury prevention on to public health agendas - addressing the shortfalls in current information sources. *Br J Sports Med*. 2012;46:70–4.
- Kujala UM, Kaprio J, Sarna S. Osteoarthritis of weight bearing joints of lower limbs in former elite male athletes. *BMJ*. 1994;308:231–4.
- Cumps E, Verhagen E, Annemans L, et al. Injury rate and socioeconomic costs resulting from sports injuries in Flanders: data derived from sports insurance statistics 2003. *Br J Sports Med*. 2008;42:767–72.

35. de Loës M, Dahlstedt LJ, Thomée R. A 7-year study on risks and costs of knee injuries in male and female youth participants in 12 sports. *Scand J Med Sci Sports*. 2000;10:90–7.
36. Spinks AB, McClure RJ. Quantifying the risk of sports injury: a systematic review of activity-specific rates for children under 16 years of age. *Br J Sports Med*. 2007;41:548–57.
37. Collard DCM, Verhagen E a LM, Chinapaw MJM, et al. Effectiveness of a school-based physical activity injury prevention program: a cluster randomized controlled trial. *Arch Pediatr Adolesc Med*. 2010;164:145–50.
38. Salam RA, Arshad A, Das JK, et al. Interventions to prevent unintentional injuries among adolescents: a systematic review and meta-analysis. *J Adolesc Health*. 2016;59:S76–87.
39. Marshall DA, Lopatina E, Lacny S, et al. Economic impact study: neuromuscular training reduces the burden of injuries and costs compared to standard warm-up in youth soccer. *Br J Sports Med*. 2016:bjsports – 2015–095666.
40. Centers for Disease Control and Prevention, National Center for Injury Prevention and Control. National Action Plan for Child Injury Prevention. Atlanta: CDC, NCIPC; 2012.
41. Finnish Schools on the Move. Increasing physical activity and decreasing sedentary time among school-aged children. Available at: <https://liikkuvakoulu.fi/english>. Accessed 26 June 2017.

Submit your next manuscript to BioMed Central and we will help you at every step:

- We accept pre-submission inquiries
- Our selector tool helps you to find the most relevant journal
- We provide round the clock customer support
- Convenient online submission
- Thorough peer review
- Inclusion in PubMed and all major indexing services
- Maximum visibility for your research

Submit your manuscript at
www.biomedcentral.com/submit

