

RESEARCH

Open Access



Stability analysis and observer design for discrete-time SEIR epidemic models

Asier Ibeas^{1*}, Manuel de la Sen², Santiago Alonso-Quesada² and Iman Zamani³

*Correspondence:

asier.ibeas@uab.cat

¹Departamento deTelecomunicació i Enginyeria de Sistemes, School of Engineering, Universitat Autònoma de Barcelona, Bellaterra, Barcelona, 08193, Spain
Full list of author information is available at the end of the article

Abstract

This paper applies Micken's discretization method to obtain a discrete-time SEIR epidemic model. The positivity of the model along with the existence and stability of equilibrium points is discussed for the discrete-time case. Afterwards, the design of a state observer for this discrete-time SEIR epidemic model is tackled. The analysis of the model along with the observer design is faced in an implicit way instead of obtaining first an explicit formulation of the system which is the novelty of the presented approach. Moreover, some sufficient conditions to ensure the asymptotic stability of the observer are provided in terms of a matrix inequality that can be cast in the form of a LMI. The feasibility of the matrix inequality is proved, while some simulation examples show the operation and usefulness of the observer.

Keywords: epidemics; SEIR; discrete models; stability; observer design

1 Introduction

Mathematical models have become an important tool in analyzing the causes, dynamics, and spread of epidemics [1]. Thus, its study is crucial in order to obtain valuable knowledge of the underlying aspects of the disease. Moreover, the analysis of mathematical models describing epidemics spreading allows authorities to make decisions regarding the vaccination policies, quarantine application and so on. These models can be classified into two main categories: continuous-time and discrete-time models.

Continuous-time models were the first proposed to describe epidemics spreading since modeling has traditionally been focused from a differential equations point of view. Therefore, many specific features regarding these models have been studied in many works such as the presence of bifurcations [2, 3], the construction of approximate solutions [4, 5], the fractional dynamics [6], the existence of equilibrium points and oscillatory behavior [7], and the presence of waves [8–10], to cite but a few. However, model stability has been by far the most important property to be studied [11–17].

On the other hand, discrete-time models have gained substantial importance during the last years as the increasing number of papers concerning this type of models reveals [18–22]. There are many reasons that explain this tendency. Among them we can find the simplicity of its simulation, the fact that it is easier to adjust system's parameters from statistical data in discrete-time models than in continuous-time ones and the fact that discrete-time models may exhibit a richer dynamic behavior than its continuous-time counterparts [22]. Until now, as [22] states, the study of discrete epidemic models was

focused on the computation of the reproduction number, the existence and stability (both local and global) of the equilibrium points, and the extinction, permanence, and persistence of the disease. In addition, these studies have been performed basically on SI, SIR, and SIRS models.

Moreover, there are two ways to face the problem of setting up a discrete-time epidemic model. The first one consists in modeling the disease spreading directly in a discrete domain. The second one faces the problem by discretizing a previously existing continuous-time model. The latter approach will be used in this paper. In this way, several discretization methods have been used in the literature including the implicit and explicit Euler, mixed, and Runge-Kutta methods [18–22]. However, discretization procedures do not always preserve the structural properties exhibited by continuous-time models such as the conservation of the total population or the positivity of the solutions. Therefore, much research has been done in the direction of obtaining discretization methods able to preserve all these properties. One of the most important breakthroughs in this respect is the research made by Micken on the use of nonstandard finite difference (NSFD) methods [21]. These methods combine implicit and explicit Euler approximations in the incidence rate function. Therefore, this paper will apply Micken's NSFD discretization method to obtain a SEIR discrete-time epidemic model while stating its main properties such as the well-posedness of the model, the positivity of solutions and the existence and stability of equilibrium points. Since most of the previous literature is confined to SI, SIR, and SIRS models, this study will contribute to the application of NSFD approaches to a wider class of models. In addition, the properties will be proved based on an implicit representation of the equations, in comparison with previous approaches [18, 19], where an explicit description of the model is obtained prior to analysis.

Furthermore, control theory has recently emerged as one of the proposed approaches to deal with the design of vaccination campaigns [23–29]. Thus, different types of vaccination laws based on control theory have appeared in the literature during the last years, such as the state-feedback control [23, 25], robust sliding control [30], or feedback linearization [24]. Nevertheless, most of these works calculate the vaccination effort based on the values of the subpopulations, namely, susceptible, exposed, infectious and immune of the SEIR model. From a practical point of view only the total population and the number of infectious may be obtained from clinical data at health centers. Therefore, the number of susceptible, exposed, and immune cases may not be available to on-line compute the control vaccination law. Under these circumstances, a state observer is necessary to estimate the value of these subpopulations.

State observers are largely used in control applications to cope with the inability to measure some state variables. Thus, we can find many applications in chemical [31], aeronautic [32], and electrical engineering [33], to cite just a few. Also, there are few previous works where a state observer is designed for epidemic models [27, 28]. In these works, an observer is designed for a continuous-time SEIR epidemic model whose values are then used to implement a vaccination strategy. In the present work, however, a state observer is designed for a discrete-time SEIR model obtained by a NSFD discretization method, which is for the first time being considered in the literature. The design of such a state observer must face some particularities, which make it different from previous approaches to observer design:

- NSFD schemes lead to implicit systems rather than explicit. Thus, the design of the state observer must be done implicitly. This makes a big difference from traditional observer design where the problem is usually formulated in an explicit way.
- Epidemic models are singular systems so that there exists an algebraic relation between the dynamic variables of the system.
- The number of infectious can be measured, implying that there is no need to estimate this state component, which leads to a reduced-order observer.

In this way, the combination of all the above items makes the design of state observers for discrete-time SEIR epidemic models rather different from standard approaches in the literature. In addition, the asymptotic stability of the observer will be discussed, while some simulation examples will show its operation. Some preliminary results of this paper were first presented in [34] and [35].

The paper is organized as follows. Section 2 describes the model description and problem formulation. Section 3 studies the main properties of the discrete model. The design of the state observer is carried out in Section 4. Section 5 is devoted to the study of the analytic properties of the observer. Finally, Section 6 shows some numerical simulation examples while our Conclusions end the paper.

2 Model description

Consider the SEIR continuous-time epidemic model described by [23]

$$\dot{S}(t) = -\mu S(t) + \omega R(t) - \frac{\beta S(t)I(t)}{N(t)} + \nu N(t), \quad (1)$$

$$\dot{E}(t) = \frac{\beta S(t)I(t)}{N(t)} - (\mu + \sigma)E(t),$$

$$\dot{I}(t) = -(\mu + \gamma)I(t) + \sigma E(t),$$

$$\dot{R}(t) = -(\mu + \omega)R(t) + \gamma I(t), \quad (2)$$

where $S(t)$, $E(t)$, $I(t)$, and $R(t)$ denote the subpopulations of susceptible, exposed, infectious and immune, respectively, defining the state vector $x^T(t) = [S \ E \ I \ R]$. $N(t)$ denotes the total population at time t (i.e. $N(t) = S(t) + E(t) + I(t) + R(t)$), μ is the rate of deaths from causes unrelated to the infection, ν denotes the birth rate and ω is the rate of losing immunity. The term $\frac{\beta S(t)I(t)}{N(t)}$ is referred to as the disease incidence rate and defines the total number of new infections per unit of time at time t . σ^{-1} and γ^{-1} are, respectively, the average duration of the latent and infectious periods. All the above parameters are assumed to be positive so as to represent a real situation. This model is also referred to as the SEIRS model in the literature (see, for instance, [36]) due to the presence of the terms $\pm\omega R(t)$ in (1) and (2). The total population dynamics can be calculated by summing up all the equations (1)-(2), leading to

$$\dot{N}(t) = (\nu - \mu)N(t). \quad (3)$$

It can be deduced from (3) that the total population is constant when $\nu = \mu$, increases when $\nu > \mu$ and decreases when $\nu < \mu$. This model is discretized by using Mickens's NSFD

method [21], to get

$$\frac{S_{k+1} - S_k}{h} = -\mu S_{k+1} + \omega R_{k+1} - \frac{\beta S_{k+1} I_k}{N_k} + \nu N_{k+1}, \tag{4}$$

$$\frac{E_{k+1} - E_k}{h} = \frac{\beta S_{k+1} I_k}{N_k} - (\mu + \sigma) E_{k+1},$$

$$\frac{I_{k+1} - I_k}{h} = -(\mu + \gamma) I_{k+1} + \sigma E_{k+1},$$

$$\frac{R_{k+1} - R_k}{h} = -(\mu + \omega) R_{k+1} + \gamma I_{k+1}, \tag{5}$$

where $h > 0$ denotes the integration step while $S_k, E_k, I_k,$ and R_k denote the value of the susceptible, exposed, infectious and immune at sampling time $t_k = kh$ which define the discrete-time state vector $x_k^T = [S_k \ E_k \ I_k \ R_k]$. The dynamics of the total population in discrete-time can be obtained by summing up again all the equations (4)-(5) to get

$$\frac{N_{k+1} - N_k}{h} = (\nu - \mu) N_{k+1}, \tag{6}$$

which corresponds to the NSFD discretization of the continuous-time equation (3). This fact implies that the discretization method is consistent with the total population dynamics given by the continuous-time model, property not satisfied by all discretization methods [20]. Equation (6) can be re-written as

$$N_{k+1} = \frac{1}{1 + (\mu - \nu)h} N_k \tag{7}$$

which provides the explicit value of N_{k+1} in terms of the system’s parameters and N_k . For the sake of simplicity, let us rearrange (4)-(5) in the following implicit matrix form:

$$\mathcal{M}(x_k) x_{k+1} = x_k + \Gamma \nu h N_{k+1} = x_k + \Gamma \frac{\nu h}{1 + (\mu - \nu)h} N_k = \mathcal{D} x_k, \tag{8}$$

where

$$\Gamma^T = [1 \ 0 \ 0 \ 0],$$

$$\mathcal{D} = I_{4 \times 4} + \frac{\nu h}{1 + (\mu - \nu)h} \begin{pmatrix} 1 & 1 & 1 & 1 \\ 0 & 0 & 0 & 0 \\ 0 & 0 & 0 & 0 \\ 0 & 0 & 0 & 0 \end{pmatrix}, \tag{9}$$

$$\mathcal{M}(x_k) = \begin{pmatrix} A & 0 & 0 & -B \\ -H & C & 0 & 0 \\ 0 & -G & D & 0 \\ 0 & 0 & -F & J \end{pmatrix} \tag{10}$$

with

$$A = 1 + \mu h + \frac{\beta h}{N_k} I_k, \quad B = \omega h, \quad C = 1 + (\mu + \sigma)h,$$

$$\begin{aligned}
 D &= 1 + (\mu + \gamma)h, & J &= 1 + (\mu + \omega)h, & F &= \gamma h, \\
 G &= \sigma h, & H &= \frac{\beta h}{N_k} I_k.
 \end{aligned}
 \tag{11}$$

Note that the matrix $\mathcal{M}(x_k)$ depends explicitly on x_k through entries A and H , since they depend on N_k and I_k as (11) shows. Equation (8) allows one to isolate the value of state vector x_{k+1} , when possible, as

$$x_{k+1} = \mathcal{M}(x_k)^{-1} \mathcal{D}x_k.
 \tag{12}$$

For the SEIR model, the closed-form explicit representation given by (12) is intricate. Therefore, all the properties of this model will be stated starting from the implicit form (8) rather than from (12) in comparison with some previous works [18, 19], where an explicit (or semi-explicit) formulation of the model is obtained prior to analysis. The following section is devoted to the study of the main properties of this scheme.

3 Main properties of the discrete-time model

Initially, the well-posedness of (12) will be proved.

Lemma 1 $\mathcal{M}(x_k)$ is invertible, its inverse is given by (13) and all the entries of the matrix $\mathcal{M}(x_k)^{-1}$ are non-negative for any set of positive parameters and any $I_k \geq 0, N_k \geq 0$. We have

$$\mathcal{M}(x_k)^{-1} = \frac{1}{ACDJ - HGFB} \times \begin{pmatrix} CDJ & BFG & BCF & BCD \\ DHJ & ADJ & BHF & BDH \\ GHJ & AGJ & ACJ & BGH \\ FGH & AFG & ACF & ACD \end{pmatrix}.
 \tag{13}$$

Proof Firstly, notice that, since all the parameters (including the time step h) are assumed to be positive and $I_k, N_k \geq 0, A, B, C, D, J, F, G > 0$ and $H \geq 0$ from (11). Now, the determinant of $\mathcal{M}(x_k)$ can be symbolically computed as

$$\det \mathcal{M}(x_k) = ACDJ - HGFB.
 \tag{14}$$

Hence, if $I_k, N_k \geq 0$ then $ACDJ > 0, A > H, C > G, D > F$, and $J > B$ according to (11). Therefore, $ACDJ > HGFB, \det \mathcal{M}(x_k) = ACDJ - HGFB > 0$, and $\mathcal{M}(x_k)$ is invertible. Moreover, its inverse can be symbolically computed as (13). Finally, it can be directly seen from (13) that all its entries are non-negative since all the quantities involved are non-negative from (11). Thus, the lemma is proved. \square

Furthermore, we have the following.

Theorem 1 $S_k, E_k, I_k,$ and R_k remain non-negative for all discrete time $t_k = kh, k \in \mathbb{N}$ provided that $S_0, E_0, I_0, R_0 \geq 0, 1 + (\mu - \nu)h > 0$, and all the system's parameters are positive.

Proof The proof is performed by mathematical induction. Thus, let us assume that x_0 is non-negative. Now suppose that x_k is non-negative and it will be proved that so is x_{k+1} .

In this way, since x_k is non-negative so is N_k and, in particular, I_k . This fact implies that $\mathcal{M}(x_k)$ is invertible due to Lemma 1. In addition, its inverse is given by (13), whose entries are non-negative. Then the $(k + 1)$ th state vector, x_{k+1} , is calculated through (12) as

$$x_{k+1} = \mathcal{M}(x_k)^{-1}x_k + \mathcal{M}(x_k)^{-1}\Gamma \frac{vh}{1 + (\mu - v)h}N_k. \quad (15)$$

Since $1 + (\mu - v)h > 0$, all the elements in the right-hand side of (15) are non-negative, so is x_{k+1} and the theorem is proved. \square

Remark 1 Notice that Theorem 1 states that the system is always well defined, since $I_k \geq 0$ and $N_k \geq 0$ for all $k \geq 0$ implies that $\mathcal{M}(x_k)$ is always invertible due to Lemma 1 and makes possible the calculation of x_{k+1} at each time step through (12).

Remark 2 Moreover, Theorem 1 can also be used to establish the range of values of the time step h that guarantees the well-posedness of the discrete-time model. Thus, from $1 + (\mu - v)h > 0$ we see that h must fulfill:

$$\begin{cases} 0 < h < \frac{1}{v-\mu} & \text{if } v > \mu, \\ h \in (0, \infty) & \text{otherwise.} \end{cases} \quad (16)$$

Since h must meet this constraint, the method is a NSFD-based one, rather a pure NSFD method.

Remark 3 The non-negativity and well-posedness of the discrete-time system are crucial properties for the discrete-time model [37]. These properties are obtained easier by using the NSFD method than by using other discretization schemes. For instance, consider the forward Euler approximation of the derivative applied to the left-hand side of (1)-(2) [22], to obtain

$$\frac{S_{k+1} - S_k}{h} = -\mu S_k + \omega R_k - \frac{\beta S_k I_k}{N_k} + v N_k, \quad (17)$$

$$\frac{E_{k+1} - E_k}{h} = \frac{\beta S_k I_k}{N_k} - (\mu + \sigma)E_k,$$

$$\frac{I_{k+1} - I_k}{h} = -(\mu + \gamma)I_k + \sigma E_k,$$

$$\frac{R_{k+1} - R_k}{h} = -(\mu + \omega)R_k + \gamma I_k. \quad (18)$$

These equations can be cast in the matrix form:

$$x_{k+1} = \mathcal{M}_1 x_k + \Gamma_1 \beta h \frac{S_k I_k}{N_k}, \quad (19)$$

where

$$\mathcal{M}_1 = \begin{pmatrix} 1 + (v - \mu)h & vh & vh & (\omega + v)h \\ 0 & 1 - (\mu + \sigma)h & 0 & 0 \\ 0 & \sigma h & 1 - (\mu + \gamma)h & 0 \\ 0 & 0 & \gamma h & 1 - (\mu + \omega)h \end{pmatrix}$$

and $x_k = [S_k \ E_k \ I_k \ R_k]^T$, $\Gamma_1 = [-1 \ 1 \ 0 \ 0]^T$. If we want to apply now the same argument as in (15) to prove the non-negativity of the system (i.e. the non-negativity of all the elements of the right-hand side of (15)) we find two main drawbacks: (i) the first one is that the vector Γ_1 possesses negative components, and, secondly, (ii) all the entries of the matrix \mathcal{M}_1 are non-negative provided that the following constraints hold:

$$1 + (\nu - \mu)h \geq 0, \quad (20)$$

$$1 - (\mu + \sigma)h \geq 0,$$

$$1 - (\mu + \gamma)h \geq 0,$$

$$1 - (\mu + \omega)h \geq 0. \quad (21)$$

Thus, the simple argument used in (15) is not directly applicable here, while it may lead to further conditions on the sampling period h arising from (20)-(21):

$$\begin{cases} 0 < h \leq \min\left(\frac{1}{\mu+\sigma}, \frac{1}{\mu+\gamma}, \frac{1}{\mu+\omega}, \frac{1}{\mu-\nu}\right) & \text{if } \nu < \mu, \\ 0 < h \leq \min\left(\frac{1}{\mu+\sigma}, \frac{1}{\mu+\gamma}, \frac{1}{\mu+\omega}\right) & \text{otherwise.} \end{cases} \quad (22)$$

Therefore, the NSFD method reveals as a very useful one to treat the discretization problem of the SEIR model since its properties are proved easily and under mild mathematical conditions.

3.1 Existence and stability of equilibrium points

This section studies the existence and stability of equilibrium points in the discrete-time SEIR model given by (4)-(5).

Lemma 2 *The discrete-time equation systems (4)-(5) and continuous-time equation systems (1)-(2) possess the same equilibrium points, given by*

- (1) *If $\mu \neq \nu$ then the only equilibrium point is given by the trivial one*

$$S^* = E^* = I^* = R^* = N^* = 0.$$

- (2) *If $\mu = \nu$ the total population is constant, i.e.*

$N(t) = N = N(0) = S(0) + E(0) + I(0) + R(0)$ and there are three potential equilibrium points given by:

- (a) *The trivial one, $S^* = E^* = I^* = R^* = N^* = 0$.*

- (b) $S^* = N$, $E^* = I^* = R^* = 0$, *i.e. the total population is susceptible. This point is usually referred to as the disease-free equilibrium point.*

- (c) *The so-called endemic equilibrium point:*

$$S^* = \frac{(\mu + \sigma)(\mu + \gamma)}{\sigma\beta} N, \quad (23)$$

$$E^* = \frac{(\mu + \omega)(\mu + \gamma)(\sigma\beta - (\mu + \gamma)(\mu + \sigma))}{\sigma\beta((\mu + \sigma + \gamma)(\mu + \omega) + \gamma\sigma)} N,$$

$$I^* = \frac{(\mu + \omega)(\sigma\beta - (\mu + \gamma)(\mu + \sigma))}{\beta((\mu + \sigma + \gamma)(\mu + \omega) + \gamma\sigma)} N,$$

$$R^* = \frac{\gamma(\sigma\beta - (\mu + \gamma)(\mu + \sigma))}{\beta((\mu + \sigma + \gamma)(\mu + \omega) + \gamma\sigma)} N. \quad (24)$$

Proof The proof of the first part is straightforward from (1)-(2) and (4)-(5) while the equilibrium points are calculated in [25]. \square

Now, the stability of the equilibrium points is discussed. We will focus on the two non-trivial equilibrium points obtained when $\mu = \nu$: the disease-free and the endemic equilibrium points.^a For this, the nonlinear system (8) is linearized around these equilibrium points and the first Lyapunov theorem (linearization theorem) is used. Thus, the linearized equation reads^b

$$\left(\frac{\partial(\mathcal{D}^{-1}\mathcal{M}(x_k)x_{k+1})}{\partial x_{k+1}} \right)_{x^*} v_{k+1} = v_k, \quad (25)$$

where x^* denotes the corresponding equilibrium point and $v_k = x_k - x^*$ is the incremental variable. In this way, the results are obtained starting from the implicit equation (8) rather than from the explicit one (12) as some previous works do [18, 19]. The advantage of this approach is that the calculus of the Jacobian matrix $\left(\frac{\partial(\mathcal{D}^{-1}\mathcal{M}(x_k)x_{k+1})}{\partial x_{k+1}} \right)_{x^*}$ is easier implicitly than explicitly. In order to perform the calculation of the Jacobian, we must firstly write $\mathcal{M}(x_k) \cdot x_{k+1}$ in terms of only x_{k+1} since, otherwise, we would be omitting some terms in the Taylor development. Therefore

$$\mathcal{M}(x_k) \cdot x_{k+1} = \begin{pmatrix} 1 + \mu h + \frac{\beta h}{N}(-GE_{k+1} + DI_{k+1}) & 0 & 0 & -B \\ -\frac{\beta h}{N}(-GE_{k+1} + DI_{k+1}) & C & 0 & 0 \\ 0 & -G & D & 0 \\ 0 & 0 & -F & J \end{pmatrix} \cdot x_{k+1}. \quad (26)$$

Thus, the Jacobian is given by

$$\begin{aligned} & \left(\frac{\partial(\mathcal{D}^{-1}\mathcal{M}(x_k)x_{k+1})}{\partial x_{k+1}} \right)_{x^*} \\ &= \mathcal{D}^{-1} \begin{pmatrix} 1 + \mu h + \frac{\beta h}{N}(-GE^* + DI^*) & -\frac{\beta h}{N}GS^* & \frac{\beta h}{N}DS^* & -B \\ -\frac{\beta h}{N}(-GE^* + DI^*) & C + \frac{\beta h}{N}GS^* & -\frac{\beta h}{N}DS^* & 0 \\ 0 & -G & D & 0 \\ 0 & 0 & -F & J \end{pmatrix}, \end{aligned}$$

so that around the disease-free equilibrium point

$$\left(\frac{\partial(\mathcal{D}^{-1}\mathcal{M}(x_k)x_{k+1})}{\partial x_{k+1}} \right)_{x_{df}^*} = \mathcal{D}^{-1} \begin{pmatrix} 1 + \mu h & -\beta hG & \beta hD & -B \\ 0 & C + \beta hG & -\beta hD & 0 \\ 0 & -G & D & 0 \\ 0 & 0 & -F & J \end{pmatrix}$$

and the linearized system is given by

$$\mathcal{D}^{-1} \begin{pmatrix} 1 + \mu h & -\beta hG & \beta hD & -B \\ 0 & C + \beta hG & -\beta hD & 0 \\ 0 & -G & D & 0 \\ 0 & 0 & -F & J \end{pmatrix} v_{k+1} = v_k. \quad (27)$$

Since the incremental variables satisfy $v_{1,k} + v_{2,k} + v_{3,k} + v_{4,k} = 0$ due to the constraint $S_k + E_k + I_k + R_k = N$ we can omit one variable in our analysis, since it can be obtained from this algebraic equation. Therefore, if we omit the first one we obtain the reduced system,

$$\begin{pmatrix} C + \beta hG & -\beta hD & 0 \\ -G & D & 0 \\ 0 & -F & J \end{pmatrix} \begin{pmatrix} v_{2,k+1} \\ v_{3,k+1} \\ v_{4,k+1} \end{pmatrix} = \begin{pmatrix} v_{2,k} \\ v_{3,k} \\ v_{4,k} \end{pmatrix}. \tag{28}$$

The linearized reduced system (28) will be asymptotically stable provided that all the eigenvalues of the left-hand side matrix are strictly greater than unity in absolute value. In this way, the eigenvalues are given by

$$\begin{aligned} \lambda_1 &= J = 1 + (\mu + \omega)h, \\ \lambda_2 &= \frac{C + D + \beta hG + \sqrt{(C - D)^2 + 2\beta hG(C + D) + G^2\beta^2 h^2}}{2}, \\ \lambda_3 &= \frac{C + D + \beta hG - \sqrt{(C - D)^2 + 2\beta hG(C + D) + G^2\beta^2 h^2}}{2}. \end{aligned} \tag{29}$$

It can be readily seen that $\lambda_1 > 1$, while

$$\lambda_2 = 1 + \frac{(2\mu + \sigma + \gamma)h + \beta hG + \sqrt{(C - D)^2 + 2\beta hG(C + D) + G^2\beta^2 h^2}}{2} > 1. \tag{30}$$

The only eigenvalue that might threaten stability is λ_3 , which may be re-written as

$$\lambda_3 = \frac{C + D + \beta hG - \sqrt{(C + D + \beta hG)^2 - 4CD}}{2}. \tag{31}$$

Notice that the argument of the square root is positive from (29). Therefore, (31) implies that λ_3 must also be positive since $CD > 0$. The stability condition then reads $\lambda_3 > 1$. Some algebra on (31) shows that this condition can be met, provided that

$$\mathcal{R}_0 := \frac{\beta\sigma}{(\mu + \gamma)(\mu + \sigma)} < 1, \tag{32}$$

which corresponds to the same stability condition found in [25] for the continuous-time system. Thus, not only does the discretization method preserve positivity and total population dynamics, but also the equilibrium points and their stability. In this way, the reproduction number of the discrete-time model is given by (32). When (32) is met, the linearized system is globally stable around the disease-free equilibrium point, $v_{1,k}, v_{2,k}, v_{3,k}, v_{4,k} \rightarrow 0$ and $S_k \rightarrow N$ as $k \rightarrow \infty$, while the nonlinear system is locally stable around the equilibrium point. Thus, we have already proved the following theorem.

Theorem 2 *The discrete-time epidemic SEIR model (4)-(5) is locally asymptotically stable around the disease-free equilibrium point when $\mu = \nu$ provided that $\mathcal{R}_0 := \frac{\beta\sigma}{(\mu + \gamma)(\mu + \sigma)} < 1$.*

On the other hand, the following theorem holds when $\mathcal{R}_0 > 1$.

Theorem 3 *If $\mu = \nu$ and $\mathcal{R}_0 > 1$ then one of the following claims remains true:*

- (1) *The solution of the discrete-time SEIR model (4)-(5) tends to the endemic equilibrium point.*
- (2) *Some variables of the discrete-time model (4)-(5) oscillate.*

Proof Firstly note that the positivity of the model along with the constraint $S_k + E_k + I_k + R_k = N$ imply that $0 \leq S_k, E_k, I_k, R_k \leq N$. Therefore, all variables are globally bounded through time. Now, since the state variables cannot diverge as $k \rightarrow \infty$, there are only two possibilities:

- (1) All the state variables converge to a constant finite value.
- (2) Some of the state variables do not converge to a constant value, and therefore, oscillate.

If all the variables converge to a constant value, it must be an equilibrium point. The trivial point is not reachable due to the constraint $S_k + E_k + I_k + R_k = N$ while the disease-free equilibrium point is unstable when $\mathcal{R}_0 > 1$. In consequence, the finite constant limit must be the endemic equilibrium point. On the other hand, if any of the variables does not converge to a finite limit it must oscillate. Thus the theorem is proved. \square

Theorem 3 represents an alternative-type theorem to establish the behavior of the solutions when $\mathcal{R}_0 > 1$. The particular case corresponding to one situation or another depends on the particular values of the parameters. However, the complexity of the endemic point expressions (23)-(24) makes it difficult to obtain analytical conditions based entirely on the parameters to distinguish in between. This result is also in line with those presented in [36] for the continuous-time model, where the conditions under which the endemic equilibrium point is globally stable are presented. The important feature regarding the case $\mathcal{R}_0 > 1$ is that the disease persists in the population (in a constant or oscillatory way), and this is the reason why the equilibrium point is called endemic. In this case, the application of vaccination contributes to removing the disease. Many vaccination laws make use of the values of the subpopulations to generate the vaccination effort. Nevertheless, the number of susceptible, exposed, and immune cases may be very difficult to obtain in practice since only the infectious can be registered at health centers. Therefore, a state observer is designed in the next section for the discrete-time model.

4 Design of the state observer

The purpose of the state observer is to obtain an estimation of the state, \hat{x}_k , from the unique available data, the infectious subpopulation, I_k . This issue is the main feature of the presented design process. In this way, the following feasible assumptions will be used in the sequel:

Assumption 1 The total population N_k is known at all $k \geq 0$.

Assumption 2 The number of infectious is available at all $k \geq 0$.

Remark 4 The total population may be obtained from (7) if birth and mortality rates are known or by direct measurement. This assumption is particularly feasible in the case of non-lethal diseases, for which the population remains almost constant during the spreading stage.

Remark 5 The number of infectious may be obtained from clinical data at health centers.

Therefore, I_k does not have to be estimated, since it is directly obtained from the actual data. This fact allows us to consider the design of a reduced-order observer. On the other hand, the constraint $N_k = S_k + E_k + I_k + R_k$ for all $k \geq 0$ also permits the algebraic direct calculation of one state variable in terms of the others. In this way, if $\hat{x}_k^T = [\hat{S}_k \ \hat{E}_k \ \hat{I}_k \ \hat{R}_k]$ denotes the observed state, there is no need to estimate \hat{I}_k , while \hat{S}_k will be calculated from

$$\hat{S}_k = N_k - \hat{E}_k - \hat{R}_k - I_k. \tag{33}$$

Thus, we just need to observe the values of \hat{E}_k and \hat{R}_k . The first step is to re-organize the state vector so as to put together the variables that are to be truly estimated. To this end define the re-organized state vector $z_k = [E_k \ R_k \ S_k \ I_k]^T = Tx_k$ with

$$T = \begin{pmatrix} 0 & 1 & 0 & 0 \\ 0 & 0 & 0 & 1 \\ 1 & 0 & 0 & 0 \\ 0 & 0 & 1 & 0 \end{pmatrix}, \tag{34}$$

so that only the first two components of z_k have to be observed. With this notation, the implicit epidemic model (8) can be re-written as

$$TD^{-1}\mathcal{M}(x_k)T^{-1}z_{k+1} = \mathcal{K}_k z_{k+1} = z_k, \tag{35}$$

where $\mathcal{K}_k = TD^{-1}\mathcal{M}(x_k)T^{-1}$. Equation (35) will be the starting point to design the reduced-order state observer. Now, (35) is expanded as

$$\begin{pmatrix} K_{11k} & K_{12k} & K_{13k} \\ K_{21k} & K_{22k} & K_{23k} \\ K_{31k} & K_{32k} & K_{33k} \end{pmatrix} \cdot \begin{pmatrix} z_{1,k+1} \\ z_{2,k+1} \\ z_{3,k+1} \end{pmatrix} = \begin{pmatrix} z_{1,k} \\ z_{2,k} \\ z_{3,k} \end{pmatrix} \tag{36}$$

with $z_{1,k}^T = [E_k \ R_k]$, $z_{2,k} = S_k$, and $z_{3,k} = I_k$. The reason to proceed with the observer design implicitly is that matrix \mathcal{K}_k can be computed symbolically in an easy way. Hence, we have

$$K_{11k} = \text{diag}(C, J), \quad K_{12k}^T = [-H \ 0], \tag{37}$$

$$K_{13k}^T = [0 \ -F],$$

$$K_{21k} = \frac{1}{\eta h\nu + 1} \cdot [\eta h\nu(G - C) \ -(B + \eta h\nu J)],$$

$$K_{22k} = \frac{A + H\eta h\nu}{\eta h\nu + 1},$$

$$K_{23k} = \frac{\eta h\nu(F - D)}{\eta h\nu + 1},$$

$$K_{31k} = [-G \ 0], \quad K_{32k} = 0,$$

$$K_{33k} = D, \tag{38}$$

with $\eta = \frac{1}{1+(\mu-\nu)h}$. The last equation of (36) reads

$$K_{31k}z_{1,k+1} + K_{32k}z_{2,k+1} + K_{33k}z_{3,k+1} = z_{3,k} \quad (39)$$

and will be used to reduce the order of the observer. Since $z_{2,k+1} = S_{k+1} = N_{k+1} - E_{k+1} - R_{k+1} - I_{k+1} = N_{k+1} - [1 \ 1]z_{1,k+1} - z_{3,k+1}$, (39) is transformed to

$$K_{31k}z_{1,k+1} + K_{32k}(N_{k+1} - [1 \ 1]z_{1,k+1} - z_{3,k+1}) + K_{33k}z_{3,k+1} = z_{3,k},$$

which finally becomes

$$\begin{aligned} & (K_{31k} - K_{32k}[1 \ 1])z_{1,k+1} \\ & = \underbrace{z_{3,k} - K_{33k}z_{3,k+1} + K_{32k}z_{3,k+1} - K_{32k}N_{k+1}}_{\delta_k}. \end{aligned} \quad (40)$$

Let us analyze the meaning of (40). The right-hand side of (40), δ_k , is known since the infectious and the total population are known by Assumptions 1 and 2. On the other hand, the left-hand side is unknown since it just involves the actual state, which is not known. This equation will be used as error signal to drive the state observer. The observer is then designed from the first equation of (36):

$$K_{11k}z_{1,k+1} + K_{12k}(N_{k+1} - [1 \ 1]z_{1,k+1} - z_{3,k+1}) + K_{13k}z_{3,k+1} = z_{1,k}$$

by substituting the actual state by the observed one and by adding the observation error, leading to

$$\begin{aligned} & K_{11k}\hat{z}_{1,k+1} + K_{12k}(N_{k+1} - [1 \ 1]\hat{z}_{1,k+1} - z_{3,k+1}) + K_{13k}z_{3,k+1} \\ & = \hat{z}_{1,k} + L_k((K_{31k} - K_{32k}[1 \ 1])\hat{z}_{1,k+1} - \delta_k), \end{aligned} \quad (41)$$

which is the reduced-order observer to estimate the only two components that remain to be observed. $L_k^T = [l_{1k} \ l_{2k}] \in \mathbb{R}^2$ is the so-called observer gain. Note that (41) is an implicit observer since the observed variable $\hat{z}_{1,k+1}$ appears at both sides of equation. Therefore, the observer is designed implicitly instead of explicitly. An explicit representation of the observer, more appropriate for implementation, can be obtained by re-arranging now (41) to

$$\begin{aligned} Q_k\hat{z}_{1,k+1} &= \hat{z}_{1,k} - L_k\delta_k - K_{12k}N_{k+1} + (K_{12k} - K_{13k})z_{3,k+1}, \\ Q_k &= K_{11k} - K_{12k}[1 \ 1] - L_kK_{31k} + L_kK_{32k}[1 \ 1], \end{aligned} \quad (42)$$

so that

$$\hat{z}_{1,k+1} = Q_k^{-1} \cdot (\hat{z}_{1,k} - L_k\delta_k - K_{12k}N_{k+1} + (K_{12k} - K_{13k})z_{3,k+1}) \quad (43)$$

whenever Q_k^{-1} exists. It will be proved in the sequel that this inverse matrix exists if the observer is designed to be asymptotically stable. In this way, (43) and (33) provide together

an estimation of all the state variables. The derivation of the observer in an implicit way allows the symbolic calculation of the matrix \mathcal{Q}_k above as

$$\mathcal{Q}_k = \begin{pmatrix} C + l_{1k}G + \beta h \frac{l_k}{N_k} & \beta h \frac{l_k}{N_k} \\ G l_{2k} & J \end{pmatrix} \quad (44)$$

with the parameters defined by (11). The explicit calculation of this matrix will allow us to analyze the stability properties of the observer.

5 Stability analysis of the observer

This section is devoted to the stability analysis of the observer. For this purpose, denote the observation error as $e_k = z_{1,k} - \hat{z}_{1,k}$. Thus, the error equation reads

$$\mathcal{Q}_k e_{k+1} = e_k. \quad (45)$$

The stability of the observer is discussed in the following theorem, which provides sufficient conditions to guarantee the observation of the states.

Theorem 4 *Consider the discrete-time model (8) satisfying Theorem 1 constraints. Then the observation error e_k of the observer defined by (41) under Assumptions 1 and 2 converges asymptotically to zero if there exist symmetric positive-definite matrices $P_k, S_k \in \mathbb{R}^{2 \times 2}$ and vector $L_k^T = [l_{1k} \ l_{2k}]$ such that the matrix inequality*

$$\mathcal{Q}_k^T P_k \mathcal{Q}_k - P_{k+1} \geq S_k \quad (46)$$

holds for all $k \geq 0$.

Proof Consider the positive-definite Lyapunov candidate sequence $V_k = e_k^T P_k e_k$. Its time variation is given by

$$\begin{aligned} \Delta V_k &= V_{k+1} - V_k = e_{k+1}^T P_{k+1} e_{k+1} - e_k^T P_k e_k \\ &= e_{k+1}^T P_{k+1} e_{k+1} - e_{k+1}^T \mathcal{Q}_k^T P_k \mathcal{Q}_k e_{k+1} \\ &= e_{k+1}^T (P_{k+1} - \mathcal{Q}_k^T P_k \mathcal{Q}_k) e_{k+1} \\ &\leq -e_{k+1}^T S_k e_{k+1} \leq 0. \end{aligned} \quad (47)$$

Since V_k is positive definite and ΔV_k is negative definite, the second Lyapunov theorem guarantees the convergence to zero of the observation error and the observed variables converge to the actual ones. \square

Remark 6 It will be proved below that the stability condition (46) is feasible so that it is always possible to design an asymptotically stable state observer.

Remark 7 Equation (46) can be expressed as a linear matrix inequality (LMI) by using Schur complements. Therefore, the observer design problem can be efficiently solved by available numerical suites.

Remark 8 Since $e_k \rightarrow 0$, we have $(E_k - \hat{E}_k) \rightarrow 0$ and $(R_k - \hat{R}_k) \rightarrow 0$ as $k \rightarrow \infty$. As a consequence, (33) implies $(S_k - \hat{S}_k) \rightarrow 0$ as $k \rightarrow \infty$ and all immeasurable state variables are observed.

The following corollary appears from Theorem 4.

Corollary 1 *If Q_k satisfies the matrix equation (46), then it is invertible.*

Proof Equation (46) can be re-written as

$$Q_k^T P_k Q_k \geq S_k + P_{k+1}. \tag{48}$$

Since S_k and P_{k+1} are symmetric positive-definite matrices, $v^T(S_k + P_{k+1})v > 0$ for any real vector $v \neq 0$ and all $k \geq 0$. Thus, from (48) we have

$$v^T Q_k^T P_k Q_k v \geq v^T(S_k + P_{k+1})v > 0 \tag{49}$$

for any $v \neq 0$ implying that $Q_k^T P_k Q_k$ is a positive-definite matrix. Therefore, $\det(Q_k^T P_k Q_k) > 0$. Since $\det(ABC) = \det(A) \det(B) \det(C)$ we obtain from (49) $\det(Q_k)^2 \cdot \det(P_k) > 0$, implying $\det(Q_k)^2 > 0$ and $\det(Q_k) \neq 0$. \square

In this way, if the gain vector L_k meets Theorem 4's requirements, the observer is well defined and asymptotically stable. Furthermore, we can prove now that inequality (46) is feasible.

Theorem 5 *There exists at least one gain vector $L_k^T = [l_{1k} \ l_{2k}]$ such that (46) holds.*

Proof It will be proved that the equality in (46) holds when $L_k = 0$ and $S_k = S$ is symmetric and positive definite. In this case, the matrix Q_k reads

$$Q_k = \begin{pmatrix} C + \beta h \frac{I_k}{N_k} & \beta h \frac{I_k}{N_k} \\ 0 & J \end{pmatrix}, \tag{50}$$

whose eigenvalues are given by $\lambda_1 = C + \beta h \frac{I_k}{N_k} \geq C = 1 + (\mu + \sigma)h > 1$ and $\lambda_2 = J = 1 + (\mu + \omega)h > 1$ for all $k \geq 0$. Since both eigenvalues are larger than unity at all time, we see that Q_k^{-1} always exists and it is a convergent matrix. The proof is based on the explicit calculation of a sequence of symmetric positive-definite matrices P_k satisfying (46). The following notation will be used:

$$R \prod_{i=1}^n A_i = A_1 \cdot A_2 \cdot \dots \cdot A_n,$$

$$L \prod_{i=1}^n A_i = A_n \cdot \dots \cdot A_2 \cdot A_1.$$

The rationale behind the above definitions is that $R \prod$ multiplies the matrices by the right while $L \prod$ multiplies them by the left. Moreover, the following relation between the two

definitions appears:

$$\left(R \prod_{i=1}^n A_i \right)^T = L \prod_{i=1}^n A_i^T. \tag{51}$$

With this notation, we can now explicitly construct a solution to (46) as

$$P_k = \sum_{q=k}^{\infty} \left(R \prod_{p=k}^q Q_p^{-T} \right) S \left(L \prod_{p=k}^q Q_p^{-1} \right). \tag{52}$$

Now we can check that (52) is a valid solution to (46):

- Convergence. Since Q_k^{-1} is a convergent matrix for all $k \geq 0$ the series (52) is convergent and well defined.
- Positive definiteness. Equation (52) can be re-written as

$$P_k = \sum_{q=k}^{\infty} \left(L \prod_{p=k}^q Q_p^{-1} \right)^T S \left(L \prod_{p=k}^q Q_p^{-1} \right) \tag{53}$$

by using (51). Thus,

$$\begin{aligned} x^T P_k x &= x^T \sum_{q=k}^{\infty} \left(L \prod_{p=k}^q Q_p^{-1} \right)^T S \left(L \prod_{p=k}^q Q_p^{-1} \right) x \\ &= \sum_{q=k}^{\infty} x^T \left(L \prod_{p=k}^q Q_p^{-1} \right)^T S \left(L \prod_{p=k}^q Q_p^{-1} x \right) \\ &= \sum_{q=k}^{\infty} \left(L \prod_{p=k}^q Q_p^{-1} x \right)^T S \left(L \prod_{p=k}^q Q_p^{-1} x \right) \geq 0 \end{aligned}$$

since $S = S^T > 0$.

- Solution to (46). A direct calculation yields

$$\begin{aligned} &Q_k^T P_k Q_k - P_{k+1} \\ &= Q_k^T (Q_k^{-T} S Q_k^{-1} + Q_k^{-T} Q_{k+1}^{-T} S Q_{k+1}^{-1} Q_k^{-1} + \dots) Q_k - P_{k+1} \\ &= S + \underbrace{(Q_{k+1}^{-T} S Q_{k+1}^{-1} + \dots)}_{P_{k+1}} - P_{k+1} \\ &= S. \end{aligned} \tag{54}$$

As a consequence, there exists at least one solution to (46) and the observer design problem is feasible. □

Remark 9 A further interpretation of Theorem 5 is that the observer is asymptotically stable in the open-loop case since $L = 0$ implies the vanishing of the error driving term in (41).

6 Numerical examples

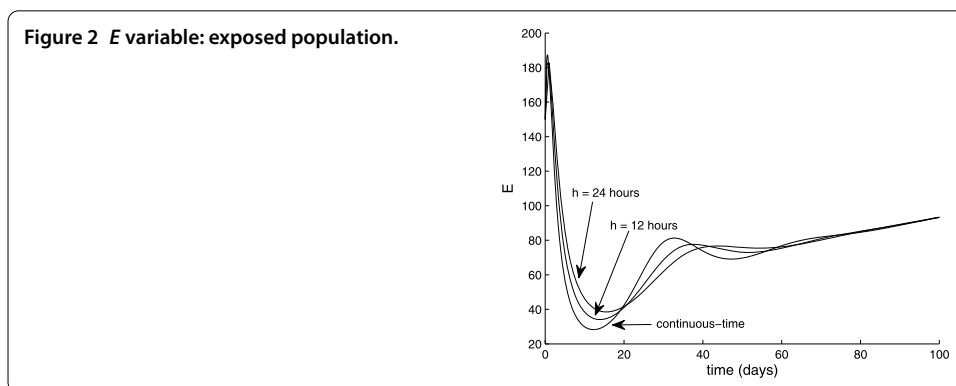
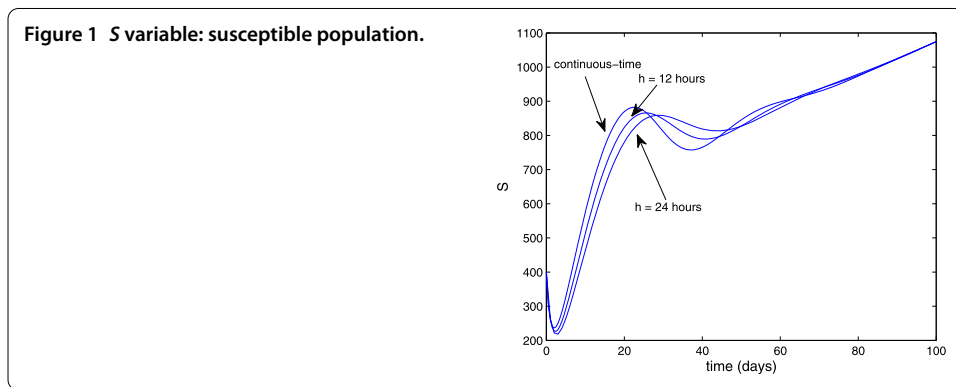
This section contains some simulation examples regarding the results introduced in the previous sections. The parameters of the system are assumed to be known and given by

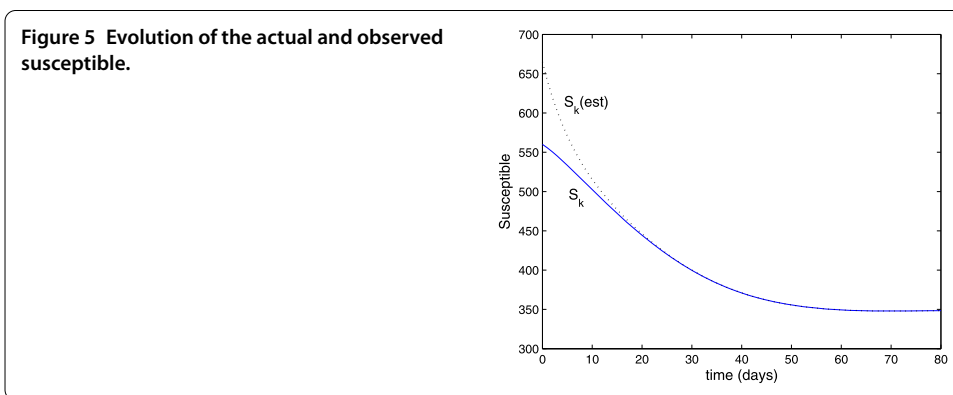
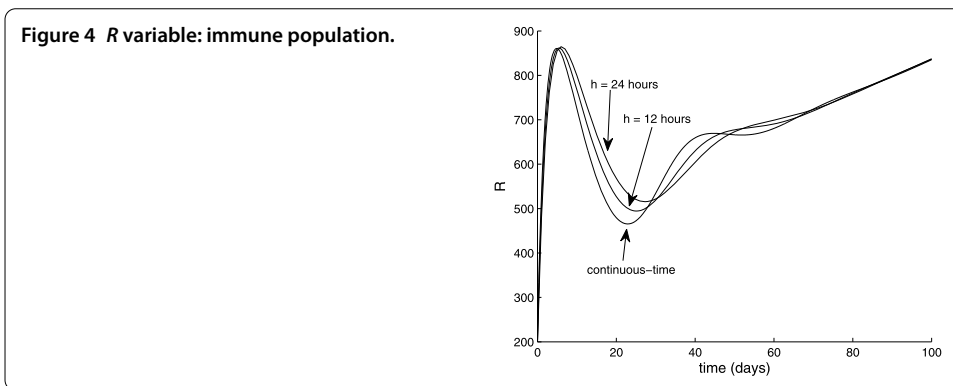
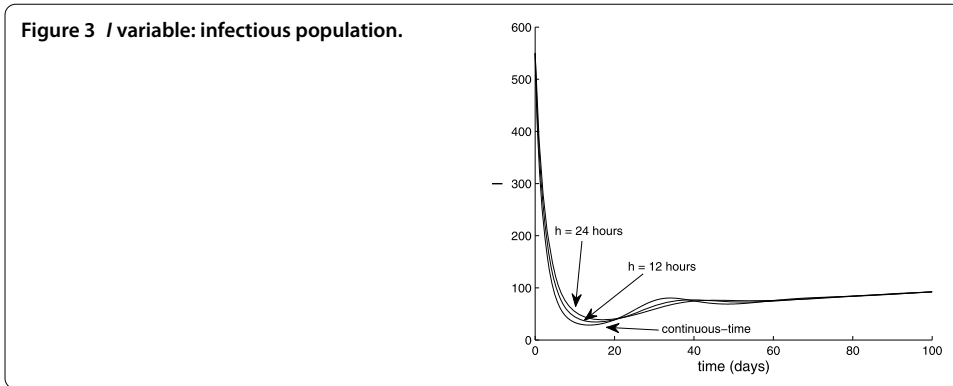
$$\begin{aligned} \mu^{-1} &= 255 \text{ days}, & \sigma^{-1} &= 1.2 \text{ days}, & \omega^{-1} &= 12 \text{ days}, \\ \gamma &= \sigma, & \nu^{-1} &= 115 \text{ days}, & \beta &= 1.66 \text{ days}^{-1}. \end{aligned} \tag{55}$$

Model's parameters are taken from an outbreak of influenza in a British boarding school in the late 1970s, [38], where the μ and ν parameters have been modified in such a way that a short-term simulation is enough to show the dynamic behavior of the system. In this way, in a period of some days the effect of natural growth can be noticed. The initial values of the populations are $S_0 = 400, E_0 = 150, I_0 = 550, R_0 = 200$ for a total initial population of $N_0 = 1,300$. Initially, Figures 1, 2, 3, and 4 depict the dynamics of the continuous and discrete-time systems for time steps of $h = 12$ hours and $h = 24$ hours. These time steps are considered since they imply that data are gathered twice or once per day, respectively, which fits in a typical sampling procedure.

It can be seen that the transient response depends slightly on the value of the time step, while maintaining the shape of the response and tending to be the same value in the steady-state. Moreover, since $\mathcal{R}_0 > 1$ in this example, the disease is persistent and there are always a number of infectious and exposed individuals among the population.

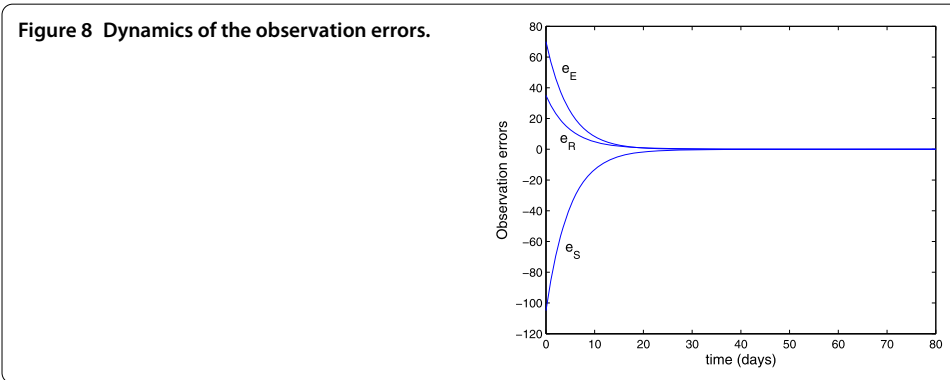
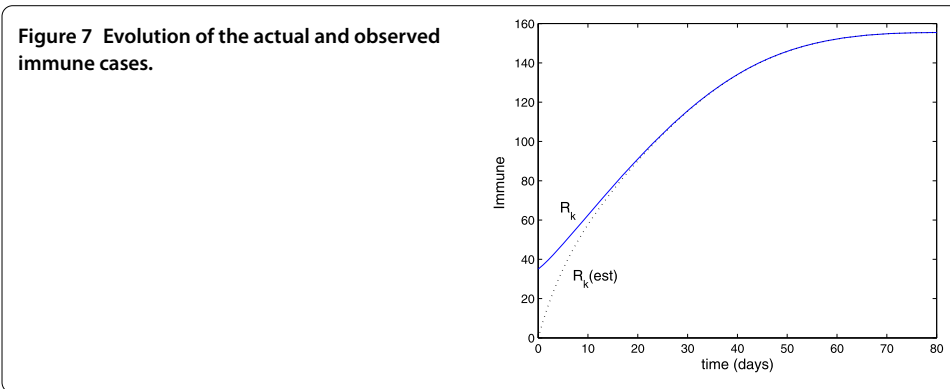
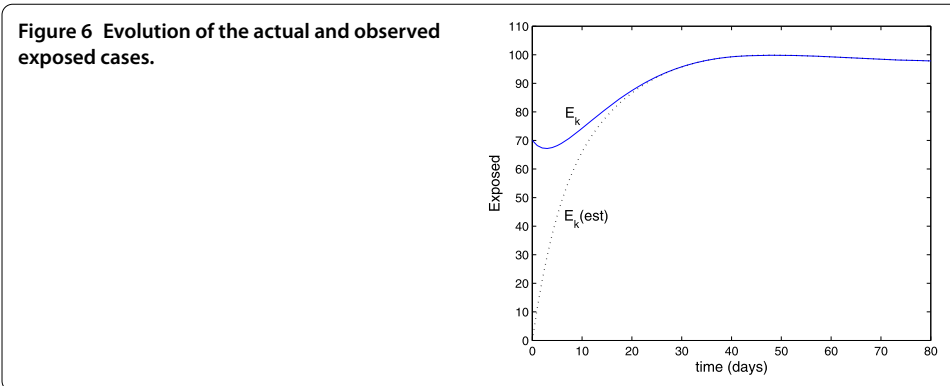
Now, the operation of the reduced state observer will be illustrated through some numerical examples. A time step of $h = 6$ hours has been used. The observer gain has been selected as $L^T = l[1 \ 1]$ for the sake of simplicity so that there is only one free parameter.





The initial values of the populations are $S_0 = 560$, $E_0 = 70$, $I_0 = 35$, $R_0 = 35$ for a total initial population of $N_0 = 700$. Since the observed populations are initially unknown we may choose the values of \hat{S}_0 , \hat{E}_0 , and \hat{R}_0 as desired while satisfying $\hat{S}_0 + \hat{E}_0 + \hat{R}_0 = N_0 - I_0 = 700 - 35 = 665$. However, as a systematic way to initialize the observer we suggest to use the initial values $\hat{S}_0 = N_0 - I_0 = 665$ and $\hat{E}_0 = \hat{R}_0 = 0$. This is always a valid selection. Figures 5-7 show the evolution of the actual and observed populations when $l = 0.5$ while Figure 8 depicts the convergence of the observation errors to zero.

It can be noticed in Figures 5-8 that the actual states are observed and the estimation errors vanish asymptotically. Now, we may analyze the effect of varying the observer gain l into the dynamics of the observation. Thus, l will be changed from $l = -0.2$ to $l = 1$. Figure 9 depicts the behavior of the observer for the susceptible when the gain is varied



from $l = -0.2$ to $l = 1$, while Figure 10 displays the observation error. Also, Figures 11 and 12 show the observation error for the remaining variables. As can be deduced, the larger the observer gain is the faster the estimation of the state variables is. Hence, the most advisable tuning for the observer gain is the largest constant l satisfying the stability constraint (46).

7 Conclusions

In this paper a discrete-time SEIR model has been obtained from a continuous-time one by using Micken’s discretization method. Afterwards, the well-posedness of the model along with the existence and stability of the equilibrium points have been studied. Moreover, an implicit method has been used to analyze these properties instead of the explicit one used in previous works. It has been shown that this method preserves all the structural prop-

Figure 9 Behavior of the observer in S .

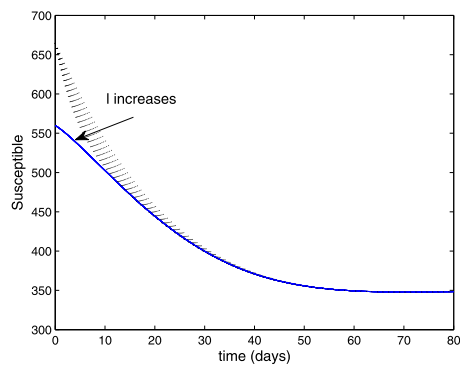


Figure 10 Observation error in S .

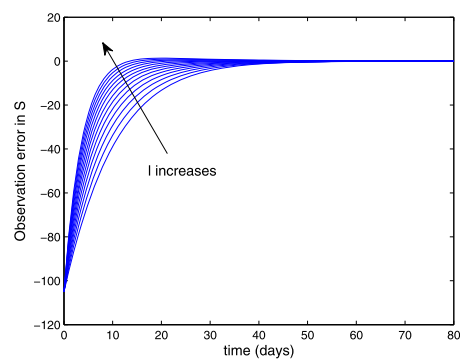
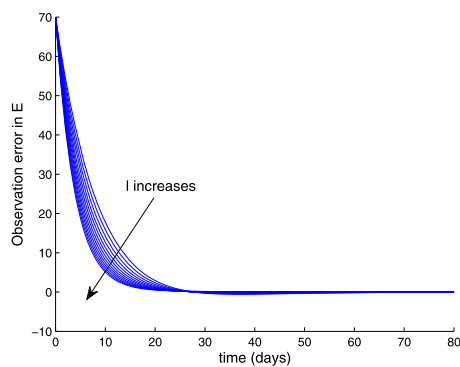
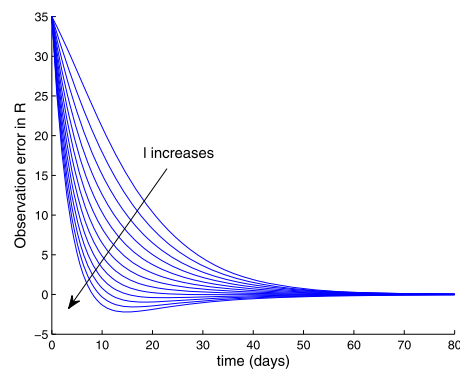


Figure 11 Observation error in E .



erties exhibited by the continuous-time model such as the expression of the reproduction number and the stability properties of the equilibrium points. In addition, the design of a state observer has been introduced for a discrete-time SEIR epidemic model. The observer was designed in an implicit way since the derivation of its stability properties as well as the design process itself are easier than when proceeding with an explicit model of the system. Moreover, some sufficient conditions to ensure the asymptotic stability of the observer have been provided in terms of a matrix inequality that can be cast in the form of a LMI. The feasibility of these conditions has been proved while some simulation examples showed the operation and usefulness of the observer. The observer is shown to be capable of estimating the actual state variables, while all the observation errors are converging to zero.

Figure 12 Observation error in R .**Competing interests**

The authors declare that they have no competing interests.

Authors' contributions

All authors contributed equally to the writing of this paper. All authors read and approved the final manuscript.

Author details

¹Departamento de Telecomunicació i Enginyeria de Sistemes, School of Engineering, Universitat Autònoma de Barcelona, Bellaterra, Barcelona, 08193, Spain. ²Department of Electricity and Electronics, Faculty of Science and Technology, University of the Basque Country, P.O. Box 644, Bilbao, 48080, Spain. ³Young Researchers and Elite Club, Yasooj Branch, Islamic Azad University, Yasooj, Iran.

Acknowledgements

This work was partially supported by the Spanish Ministry of Economy and Competitiveness through grants DPI2012-30651 and DPI2013-47825-C3-1-R, by the Basque Government (Gobierno Vasco) through grant IE378-10 and by the University of the Basque Country through grant UFI 11/07.

Endnotes

^a Note that this implies that the total population is constant, $N_k = N = N_0$.

^b The inverse of matrix \mathcal{D} exists due to (9) and the constraint $1 + (\mu - \nu)h > 0$.

Received: 7 January 2015 Accepted: 6 April 2015 Published online: 17 April 2015

References

- Keeling, MJ, Rohani, P: Modeling Infectious Diseases in Humans and Animals. Princeton University Press, Princeton (2008)
- Zhou, X, Cui, J: Analysis of stability and bifurcation for a SEIR epidemic model with saturated recovery rate. *Commun. Nonlinear Sci. Numer. Simul.* **16**(11), 4438-4450 (2011)
- Zhou, X, Cui, J: Stability and Hopf bifurcation analysis of an eco-epidemiological model with delay. *J. Franklin Inst.* **347**(9), 1654-1680 (2010)
- Atangana, A, Bildik, N: Approximate solution of tuberculosis disease population dynamics model. *Abstr. Appl. Anal.* **2013**, Article ID 759801 (2013)
- Khan, Y, Vazquez-Leal, H, Wu, Q: An efficient iterated method for mathematical biology model. *Neural Comput. Appl.* **23**(3-4), 677-682 (2013)
- Rihan, FA, Baleanu, D, Lakshmanan, S, Rakkiyappan, R: On fractional SIRC model with salmonella bacterial infection. *Abstr. Appl. Anal.* **2014**, Article ID 136263 (2014)
- de la Sen, M, Agarwal, RP, Ibeas, A, Alonso-Quesada, S: On the existence of equilibrium points, boundedness, oscillating behavior and positivity of a SVEIRS epidemic model under constant and impulsive vaccination. *Adv. Differ. Equ.* **2011**, Article ID 748608 (2011). doi:10.1155/2011/748608
- Mukhopadhyay, B, Bhattacharyya, R: Existence of epidemic waves in a disease transmission model with two-habitat population. *Int. J. Syst. Sci.* **38**(9), 699-707 (2007)
- Zhou, K, Wang, Q-R: Existence of traveling waves for a delayed SIRS epidemic diffusion model with saturation incidence rate. *Abstr. Appl. Anal.* **2014**, Article ID 369072 (2014)
- Gan, Q, Xu, R, Li, Y, Hu, R: Travelling waves in an infectious disease model with a fixed latent period and a spatio-temporal delay. *Math. Comput. Model.* **53**(5-6), 814-823 (2011)
- Li, J, Xiao, Y, Zhang, F, Yang, Y: An algebraic approach to proving the global stability of a class of epidemic models. *Nonlinear Anal., Real World Appl.* **13**(5), 2006-2016 (2012)
- Bowong, S, Tewa, JJ: Global analysis of a dynamical model for transmission of tuberculosis with a general contact rate. *Commun. Nonlinear Sci. Numer. Simul.* **15**(11), 3621-3631 (2010)
- Fan, X: Global stability of multigroup SIRS epidemic model with varying population sizes and stochastic perturbation around equilibrium. *Abstr. Appl. Anal.* **2014**, Article ID 154725 (2014)
- Chen, H, Sun, J: Global stability of delay multigroup epidemic models with group mixing and nonlinear incidence rates. *Appl. Math. Comput.* **218**(8), 4391-4400 (2011)

15. Tian, JP, Wang, J: Global stability for cholera epidemic models. *Math. Biosci.* **232**(1), 31-41 (2011)
16. Shu, H, Fan, D, Wei, J: Global stability of multi-group SEIR epidemic models with distributed delays and nonlinear transmission. *Nonlinear Anal., Real World Appl.* **13**(4), 1581-1592 (2012)
17. Canto, B, Coll, C, Sanchez, E: A study on vaccination models for a seasonal epidemic process. *Appl. Math. Comput.* **243**, 152-160 (2014)
18. Arenas, AJ, Gonzalez-Parra, G, Chen-Charpentier, BM: A nonstandard numerical scheme of predictor-corrector type for epidemic models. *Comput. Math. Appl.* **59**, 3740-3749 (2010)
19. Jodar, L, Villanueva, RJ, Arenas, AJ, Gonzalez, GC: Nonstandard numerical methods for a mathematical model for influenza disease. *Math. Comput. Simul.* **79**, 622-633 (2008)
20. Izzo, G, Muroya, Y, Vecchio, A: A general discrete-time model of population dynamics in the presence of an infection. *Discrete Dyn. Nat. Soc.* **2009**, Article ID 143019 (2009)
21. Micken, RE: Numerical integration of population models satisfying conservation laws: NSFD methods. *Journal of Biological Dynamics* **1**(4), 427-436 (2007)
22. Hu, Z, Teng, Z, Jiang, H: Stability analysis in a class of discrete SIRS epidemic models. *Nonlinear Anal., Real World Appl.* **13**(5), 2017-2033 (2012)
23. de la Sen, M, Ibeas, A, Alonso-Quesada, S: On vaccination controls for the SEIR epidemic model. *Commun. Nonlinear Sci. Numer. Simul.* **17**(6), 2637-2658 (2012)
24. de la Sen, M, Ibeas, A, Alonso-Quesada, S: Feedback linearization based vaccination control strategies for true-mass action type SEIR epidemic models. *Nonlinear Anal., Model. Control* **16**(3), 283-314 (2011)
25. de la Sen, M, Alonso-Quesada, S: Vaccination strategies based on feedback control techniques for a general SEIR-epidemic model. *Appl. Math. Comput.* **218**, 3888-3904 (2011)
26. Yi, N, Zhang, Q, Mao, K, Yang, D, Li, Q: Analysis and control of an SEIR epidemic system with nonlinear transmission rate. *Math. Comput. Model.* **50**(9-10), 1498-1513 (2009)
27. de la Sen, M, Ibeas, A, Alonso-Quesada, S: Observer-based vaccination strategy for a true mass action SEIR epidemic model with potential estimation of all the populations. *Discrete Dyn. Nat. Soc.* **2011**, Article ID 743067 (2011)
28. Alonso-Quesada, S, de la Sen, M, Agarwal, RP, Ibeas, A: An observer-based vaccination control law for an SEIR epidemic model based on feedback linearization techniques for nonlinear systems. *Adv. Differ. Equ.* **2012**, Article ID 161 (2012)
29. Huang, S-Z: A new SEIR epidemic model with applications to the theory of eradication and control of diseases, and to the calculation of R_0 . *Math. Biosci.* **215**, 84-104 (2008)
30. Ibeas, A, de la Sen, M, Alonso-Quesada, S: Robust sliding control of SEIR epidemic models. *Math. Probl. Eng.* **2014**, Article ID 104764 (2014)
31. Banerjee, S, Jana, AK: High gain observer based extended generic model control with application to a reactive distillation column. *J. Process Control* **24**(4), 235-248 (2014)
32. Zong, Q, Wang, J, Tian, B, Tao, Y: Quasi-continuous high-order sliding mode controller and observer design for flexible hypersonic vehicle. *Aerosp. Sci. Technol.* **27**(1), 127-137 (2013)
33. Mahmud, MA, Hossain, MJ, Pota, HR: Transient stability enhancement of multimachine power systems using nonlinear observer-based excitation controller. *Int. J. Electr. Power Energy Syst.* **58**, 57-63 (2014)
34. Ibeas, A, de la Sen, M, Alonso-Quesada, S: Adaptive control of discrete-time SEIR epidemic models. In: ICNPAA Congress: Mathematical Problems in Engineering, Aerospace and Sciences, Narvik, Norway, 15-18 July (2014)
35. Ibeas, A, de la Sen, M, Alonso-Quesada, S, Zamani, I, Safiee, M: Observer design for SEIR discrete-time epidemic models. In: The 13th International Conference on Control, Automation, Robotics and Vision (ICARCV 2014), Singapore, 10-12 December, pp. 10-12 (2014)
36. Cheng, Y, Yang, X: On the global stability of SEIRS models in epidemiology. *Can. Appl. Math. Q.* **20**, 115-133 (2012)
37. Canto, B, Coll, C, Sanchez, E: Positive solutions of a discrete-time descriptor system. *Int. J. Syst. Sci.* **39**(1), 81-88 (2008)
38. de la Sen, M, Alonso-Quesada, S: A simple vaccination control strategy for the SEIR epidemic model. In: Proceedings of the 5th IEEE International Conference on Management of Innovation and Technology, pp. 1037-1044 (2010)

Submit your manuscript to a SpringerOpen[®] journal and benefit from:

- Convenient online submission
- Rigorous peer review
- Immediate publication on acceptance
- Open access: articles freely available online
- High visibility within the field
- Retaining the copyright to your article

Submit your next manuscript at ► springeropen.com
