

University of Nebraska - Lincoln

DigitalCommons@University of Nebraska - Lincoln

---

West Central Research and Extension Center,  
North Platte

Agricultural Research Division of IANR

---

2019

## Droplet Size Impact on Efficacy of a Dicamba-plus-Glyphosate Mixture

Thomas R. Butts

Chase A. Samples

Lucas X. Franca

Darrin M. Dodds

Daniel B. Reynolds

*See next page for additional authors*

Follow this and additional works at: <https://digitalcommons.unl.edu/westcentresext>



Part of the [Agriculture Commons](#), [Ecology and Evolutionary Biology Commons](#), and the [Plant Sciences Commons](#)

---

This Article is brought to you for free and open access by the Agricultural Research Division of IANR at DigitalCommons@University of Nebraska - Lincoln. It has been accepted for inclusion in West Central Research and Extension Center, North Platte by an authorized administrator of DigitalCommons@University of Nebraska - Lincoln.

---

**Authors**

Thomas R. Butts, Chase A. Samples, Lucas X. Franca, Darrin M. Dodds, Daniel B. Reynolds, Jason W. Adams, Richard K. Zollinger, Kirk A. Howatt, Bradley K. Fritz, W. Clint Hoffmann, Joe D. Luck, and Greg Kruger

---

## Research Article

**Cite this article:** Butts TR, Samples CA, Franca LX, Dodds DM, Reynolds DB, Adams JW, Zollinger RK, Howatt KA, Fritz BK, Clint Hoffmann W, Luck JD, Kruger GR (2019) Droplet size impact on efficacy of a dicamba-plus-glyphosate mixture. *Weed Technol* 33:66–74. doi: 10.1017/wet.2018.118

Received: 8 August 2018  
Revised: 14 December 2018  
Accepted: 20 December 2018

**Associate Editor:**

Kevin Bradley, University of Missouri

**Nomenclature:**

Dicamba; glyphosate

**Key words:**

Application optimization; precision agriculture; pulse-width modulation; site-specific weed management; weed control

**Author for correspondence:**

Thomas R. Butts, University of Arkansas System Division of Agriculture, 2001 Highway 70 E, Lonoke, AR 72086 USA.  
(Email: tbutts@uaex.edu)

# Droplet Size Impact on Efficacy of a Dicamba-plus-Glyphosate Mixture

Thomas R. Butts<sup>1</sup>, Chase A. Samples<sup>2</sup>, Lucas X. Franca<sup>3</sup>, Darrin M. Dodds<sup>4</sup>, Daniel B. Reynolds<sup>5</sup>, Jason W. Adams<sup>6</sup>, Richard K. Zollinger<sup>7</sup>, Kirk A. Howatt<sup>8</sup>, Bradley K. Fritz<sup>9</sup>, W. Clint Hoffmann<sup>10</sup>, Joe D. Luck<sup>11</sup> and Greg R. Kruger<sup>12</sup>

<sup>1</sup>Current, Assistant Professor, Extension Weed Scientist, University of Arkansas System Division of Agriculture, 2001 Highway 70 E, Lonoke, AR, USA; Former, Graduate Research Assistant, Department of Agronomy and Horticulture, University of Nebraska-Lincoln, 402 West State Farm Road, North Platte, NE, USA, <sup>2</sup>Extension Associate, Department of Plant and Soil Sciences, Mississippi State University, Mississippi State, MS, USA, <sup>3</sup>Graduate Student, Department of Plant and Soil Sciences, Mississippi State University, PO Box 9555, Mississippi State, MS, USA, <sup>4</sup>Associate Professor, Department of Plant and Soil Sciences, Mississippi State University, PO Box 9555, Mississippi State, MS, USA, <sup>5</sup>Professor, Department of Plant and Soil Sciences, Mississippi State University, PO Box 9555, Mississippi State, MS, USA, <sup>6</sup>Research Specialist, Department of Plant Sciences, North Dakota State University, PO Box 6050, Fargo, ND, USA, <sup>7</sup>Professor, Department of Plant Sciences, North Dakota State University, PO Box 6050, Fargo, ND, USA, <sup>8</sup>Associate Professor, Department of Plant Sciences, North Dakota State University, PO Box 6050, Fargo, ND, USA, <sup>9</sup>Agricultural Engineer, USDA-ARS Aerial Application Technology Research Unit, 3103 F&B Road, College Station, TX, USA, <sup>10</sup>Agricultural Engineer, USDA-ARS Aerial Application Technology Research Unit, 3103 F&B Road, College Station, TX, USA, <sup>11</sup>Associate Professor, Department of Biological Systems Engineering, University of Nebraska-Lincoln, PO Box 830726, Lincoln, NE, USA and <sup>12</sup>Associate Professor, Department of Agronomy and Horticulture, University of Nebraska-Lincoln, 402 West State Farm Road, North Platte, NE, USA

**Abstract**

Chemical weed control remains a widely used component of integrated weed management strategies because of its cost-effectiveness and rapid removal of crop pests. Additionally, dicamba-plus-glyphosate mixtures are a commonly recommended herbicide combination to combat herbicide resistance, specifically in recently commercially released dicamba-tolerant soybean and cotton. However, increased spray drift concerns and antagonistic interactions require that the application process be optimized to maximize biological efficacy while minimizing environmental contamination potential. Field research was conducted in 2016, 2017, and 2018 across three locations (Mississippi, Nebraska, and North Dakota) for a total of six site-years. The objectives were to characterize the efficacy of a range of droplet sizes [150 µm (Fine) to 900 µm (Ultra Coarse)] using a dicamba-plus-glyphosate mixture and to create novel weed management recommendations utilizing pulse-width modulation (PWM) sprayer technology. Results across pooled site-years indicated that a droplet size of 395 µm (Coarse) maximized weed mortality from a dicamba-plus-glyphosate mixture at 94 L ha<sup>-1</sup>. However, droplet size could be increased to 620 µm (Extremely Coarse) to maintain 90% of the maximum weed mortality while further mitigating particle drift potential. Although generalized droplet size recommendations could be created across site-years, optimum droplet sizes within each site-year varied considerably and may be dependent on weed species, geographic location, weather conditions, and herbicide resistance(s) present in the field. The precise, site-specific application of a dicamba-plus-glyphosate mixture using the results of this research will allow applicators to more effectively utilize PWM sprayers, reduce particle drift potential, maintain biological efficacy, and reduce the selection pressure for the evolution of herbicide-resistant weeds.

**Introduction**

Chemical weed control remains a widely used component of integrated weed management strategies because of its cost effectiveness and rapid removal of crop pests (Matthews et al. 2014). However, the complexity of the pesticide application process (Ebert et al. 1999) has contributed to inefficient and improper applications (Grisso et al. 1989; Ozkan 1987). Current application recommendations have focused on increasing spray droplet size, as it reduces downwind spray drift deposits (Alves et al. 2017a; Bueno et al. 2017; Vieira et al. 2018). The need to reduce drift, specifically with dicamba and glyphosate herbicides, was established as a result of the crop response that can occur on exposed susceptible crops (Alves et al. 2017b; Egan et al. 2014; Johnson et al. 2006). Although increasing spray droplet size reduces particle

This document is a U.S. government work and is not subject to copyright in the United States.

© Weed Science Society of America, 2019.



drift potential, negative herbicide efficacy effects on target weed species have been reported (Wolf 2002).

Previous research demonstrated reductions in control across multiple herbicides and weed species related to increases in droplet size (Ennis and Williamson 1963; Knoche 1994; Lake 1977; McKinlay et al. 1972, 1974). Reduced biological efficacy due to increased herbicide droplet sizes were exacerbated in environments with abnormally difficult-to-control weed species (Jensen et al. 2001). Additionally, several systemic herbicides, including two forms of dicamba [3,6-dichloro-*o*-anisic acid, *N,N*-bis-(3-aminopropyl)methylamine and diglycolamine salts], had efficacy reductions when droplet size increased (Butts et al. 2018b; Meyer et al. 2016a; Prasad and Cadogan 1992). Dicamba efficacy was also influenced by interactions between droplet size and sprayer speed, carrier volume, and weed species (Butts et al. 2018b; Creech et al. 2016; Meyer et al. 2016a, 2016b). Conversely, glyphosate had greater absorption and translocation with Coarse droplets (Feng et al. 2009). Glyphosate efficacy on several winter annual grasses was not affected by spray droplet size; therefore, an Ultra Coarse spray classification was recommended to reduce particle drift while maintaining biological efficacy (Ferguson et al. 2018).

Droplet size impacts on systemic herbicide efficacy are convoluted, especially when considering herbicide mixtures such as dicamba plus glyphosate; however, site-specific weed management strategies can assist with more effectively using optimum droplet sizes (Tian et al. 1999; Wilkerson et al. 2004). Additionally, alternative optimization efforts must be identified moving into the future of agriculture, and the development and implementation of precision agriculture techniques should be one of the primary research focal points (Westwood et al. 2018).

Pulse-width modulation (PWM) sprayers provide an alternative method to optimize pesticide applications, as they allow for factors such application pressure and spray droplet size to be maintained across a range of sprayer speeds while variably controlling flow. Flow is controlled by pulsing an electronically actuated solenoid valve placed directly upstream of the nozzle (Giles and Comino 1989). The solenoid valves are typically pulsed on a 10-Hz frequency (10 pulses  $s^{-1}$ ), and the relative proportion of time each valve is open (duty cycle) determines the flow rate. This system allows real-time flow rate changes to be made without manipulating application pressure as in other variable-rate spray application systems (Anglund and Ayers 2003), and PWM solenoid valves buffer some negative impacts observed with other rate controller systems (Luck et al. 2011; Sharda et al. 2011, 2013). Furthermore, PWM sprayers are capable of producing up to a 10:1 turnover ratio in flow rate with no pressure- or nozzle-based changes, thus creating more flexible options for pesticide applicators (Giles et al. 1996; Gopala Pillai et al. 1999). Application pressure-based variable-rate flow control devices have slow response time and affect nozzle performance—specifically droplet size (Giles and Comino 1989). In contrast, research has shown that PWM duty cycle has little to no effect on droplet size when using non-venturi nozzles (Butts et al. 2019a; Giles et al. 1996). Additionally, when PWM sprayers were operated at or above a 40% duty cycle, minimal to no negative impacts were observed on spray pattern and coverage (Butts et al. 2019b; Mangus et al. 2017; Womac et al. 2016, 2017). Therefore, it is feasible with a PWM sprayer to sustain an optimum herbicide droplet size and spray pattern throughout an application in which efficacy could be maximized and particle drift minimized, especially within site-specific scenarios.

Dicamba-plus-glyphosate mixtures are a commonly recommended herbicide combination to combat herbicide resistance, specifically in recently commercially released dicamba-tolerant soybean [*Glycine max* (L.) Merr.] and cotton (*Gossypium hirsutum* L.). However, an antagonistic reaction between dicamba and glyphosate in a mixture was identified, as translocation of both herbicides out of the treated leaf were reduced compared to applications of either herbicide alone (Ou et al. 2018). In other research, the dicamba-plus-glyphosate mixture produced smaller droplet sizes, greater driftable fines (droplets < 100  $\mu\text{m}$ ), and increased downwind spray drift compared to a dicamba-only spray solution (Alves et al. 2017b). Additionally, a 2016 survey from Missouri showed that further education efforts in synthetic auxin application are required to enable applicators to efficiently and accurately apply growth regulator products (Bish and Bradley 2017). Therefore, if the dicamba-plus-glyphosate mixture is to be recommended moving forward, specific application practices must be identified and followed to optimize the application by maximizing efficacy while simultaneously mitigating spray drift potential.

The objectives of this research were to (1) characterize the influence of spray droplet size on the efficacy of a dicamba-plus-glyphosate mixture and (2) create novel application recommendations using an optimum droplet size to mitigate particle drift potential without compromising efficacy of a dicamba-plus-glyphosate mixture. The precise, site-specific application of this herbicide mixture will allow applicators to more effectively utilize PWM sprayers and reduce the selection pressure for the evolution of herbicide-resistant weeds.

## Materials and Methods

### Experiment Design and Establishment

Field trials were conducted in 2016, 2017, and 2018 in a fallow environment across three states (Mississippi, Nebraska, and North Dakota) for a total of six site-years to evaluate the droplet size effect on the efficacy of dicamba plus glyphosate (Table 1). The trials were randomized complete block experimental designs replicated a minimum of three times spatially. This research was conducted using methods similar to previous droplet size research (Butts et al. 2018b). Treatments consisted of six targeted droplet sizes (150, 300, 450, 600, 750, and 900  $\mu\text{m}$ ) determined from the  $D_{v0.5}$  of the measured droplet size distribution. The  $D_{v0.5}$  parameter represents the droplet diameter such that 50% of the spray volume is contained in droplets of smaller diameter. One non-treated control per site-year was used for comparison, providing a total of seven treatments. The herbicide mixture of dicamba (Clarity®, 0.48 kg ae  $L^{-1}$ ; BASF, Research Triangle Park, NC 27709) plus glyphosate (Roundup WeatherMAX®, 0.54 kg ae  $L^{-1}$ ; Monsanto Co., St. Louis, MO 63167) was applied POST to weeds at least 15 cm tall at 0.28 kg ae  $ha^{-1}$  dicamba plus 0.87 kg ae  $ha^{-1}$  glyphosate with a carrier volume of 94 L  $h^{-1}$ . To eliminate confounding effects and permit evaluation of treatments solely on the herbicide, no additional adjuvants were tank-mixed into the solution.

Treatments were applied using a PinPoint® PWM research sprayer (Capstan Ag Systems, Inc., Topeka, KS 66609). The benefits of using a PWM sprayer in this research were two-fold. First, PWM allows spray output to become independent from nozzle orifice size, sprayer speed, and application pressure. Therefore, the application process was simplified and

**Table 1.** Site-year, GPS coordinates, weed species, average application weather conditions, and data collected to understand the impact of droplet size on herbicide efficacy of dicamba plus glyphosate.

Year	Location	GPS coordinates	Weed species <sup>a</sup>	Application weather conditions			Visible-injury estimations	Mortality	Weed dry biomass
				Wind speed	Air temperature	Relative humidity			
				m s <sup>-1</sup>	C	%			
2016	Dundee, MS	34.54°N, 90.47°W	AMAPA	0.9	33	55	X <sup>b</sup>	X	X
2016	Prosper, ND	47.00°N, 97.12°W	Multiple <sup>c</sup>	3.1	27	44	X		
2017	Dundee, MS	34.54°N, 90.47°W	AMAPA	2.2	32	65	X	X	X
2017	Brule, NE	41.16°N, 102.00°W	KCHSC	4.5	31	38	X	X	X
2017	Fargo, ND	46.93°N, 96.86°W	CHEAL	3.6	24	35	X		X
2018	North Platte, NE	41.05°N, 100.75°W	Multiple <sup>d</sup>	2.7	27	57	X	X	X

<sup>a</sup>AMAPA, *Amaranthus palmeri* S. Wats., Palmer amaranth; KCHSC, *Bassia scoparia* (L.) A.J. Scott, kochia; CHEAL, *Chenopodium album* L., common lambsquarters.

<sup>b</sup>An "X" indicates that the respective response variable data were collected from the respective site-year.

<sup>c</sup>Multiple weed species from the 2016 Prosper, ND, site-year included: CHEAL, *Chenopodium album* L., common lambsquarters; AMARE, *Amaranthus retroflexus* L., redroot pigweed; and SETPU, *Setaria pumila* (Poir.) Roem. & Schult., yellow foxtail.

<sup>d</sup>Multiple weed species from the 2018 North Platte, NE, site-year included: KCHSC, *Bassia scoparia* (L.) A.J. Scott, kochia; and ERICA, *Erigeron canadensis* L., horseweed.

standardized for operators across a range of spray environments. Second, as previous research highlighted that PWM duty cycle had a minimal effect on droplet characteristics (Butts et al. 2018a, 2019) and spray pattern (Butts et al. 2019b), a nozzle type, orifice size, and application pressure combination could be selected to provide a consistent droplet size treatment while maintaining the appropriate spray output (94 L ha<sup>-1</sup>) throughout an application.

Nozzle type, orifice size, and application pressure required to create droplet size treatments were determined through droplet size measurements made using a Sympatec HELOS-VARIO/KR laser diffraction system with the R7 lens (Sympatec Inc., Clausthal, Germany) in the low-speed wind tunnel at the Pesticide Application Technology Laboratory in North Platte, NE (Table 2). Creech et al. (2015) and Henry et al. (2014) provide in-depth details regarding the low-speed wind tunnel at the Pesticide Application Technology Laboratory, and Butts et al. (2019a) provides an illustration for further clarification of wind tunnel construction and operation. Only non-venturi nozzles (Wilger Industries, Ltd., Lexington, TN 38351) were used in this research, for two reasons: (1) Only non-venturi nozzles are recommended

for use on PWM systems (Butts et al. 2019a; Capstan Ag Systems Inc. 2013), and (2) nozzle designs were kept similar (flat-fan, non-venturi, straight flow path) to eliminate confounding spray characteristic factors. Spray classifications were assigned in accordance with ASABE S572.1 (ASABE 2009).

### Data Collection

Each collaborating university collected data from their respective sites. Visible-injury estimation proportions were recorded approximately 28 d after treatment for entire plots. At the time of application, 10 individual weeds per plot were marked. At 28 d after treatment, marked plants were individually evaluated for mortality (alive or dead), and the total number of dead plants was divided by 10 to provide mortality proportion measurements for each plot. The individual weeds were then clipped at the soil surface, harvested, and dried at 55 C to constant mass. The dry plants were pooled into one dry biomass measurement per plot, and the result was then divided by 10 for average weed dry-shoot biomass per plant measurements.

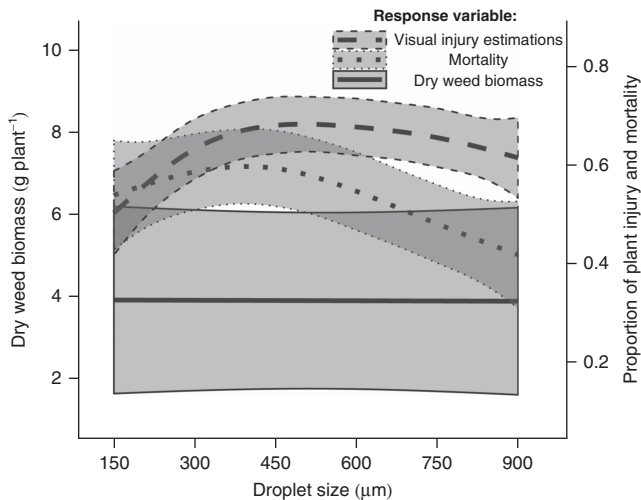
**Table 2.** Nozzle type, orifice size, and application pressure combinations for each dicamba-plus-glyphosate droplet size (D<sub>v0.5</sub>) treatment.<sup>a</sup>

Nozzle <sup>b</sup>	Application pressure	Target droplet size	Actual droplet size	Standard error	Spray classification <sup>c</sup>
	kPa		μm		
ER110015	345	150	154	0.33	F
SR11004	241	300	298	0.69	M
DR11003	255	450	453	0.54	VC
UR11004	276	600	600	0.62	EC
UR11006	207	750	749	4.37	EC
UR11010	193	900	917	1.24	UC

<sup>a</sup>Target droplet sizes were the designed droplet size treatments used in data analysis. Actual droplet sizes were the experimentally measured droplet sizes from spray solution, nozzle, and application pressure combinations. Actual droplet sizes were within 2.7% of the target droplet sizes.

<sup>b</sup>Flat fan, non-venturi nozzles; Wilger Industries Ltd., Lexington, TN 38351, USA.

<sup>c</sup>Spray classifications determined using ASABE S572.1, where F=Fine, M=Medium, VC=Very Coarse, EC=Extremely Coarse, and UC=Ultra Coarse.



**Figure 1.** Visible-injury estimation proportion, mortality proportion, and weed dry biomass per plant 28 d after treatment as affected by droplet size were pooled across six, four, and five site-years, respectively, and predicted using generalized additive models (GAM). The gray-shaded area indicates the 95% confidence limits.

### Statistical Analyses

Generalized additive modeling (GAM) analysis was conducted in R 3.5.0 statistical software using the *mgcv* package to model spray droplet size with each respective response variable to provide an estimate of the optimum spray droplet size for weed control (Crawley 2013). To meet model assumptions, visible-injury estimation and mortality proportions were analyzed using a beta distribution as the data were bound between 0 and 1, and weed dry-biomass per plant data were subjected to a natural log transformation. Back-transformed data are presented for clarity. Models consisted of one smoothed variable (droplet size) (Equation 1).

$$\text{Response variable} \sim s(\text{Target droplet size}) \quad [1]$$

Data were pooled across site-years to provide overall droplet size recommendations; however, GAM analysis was also conducted for data on individual site-years to assess droplet size efficacy implications in a site-specific weed management scenario. Models were used to predict the droplet size for maximum weed control, and the droplet size at which 90% of maximum weed control was attained for drift mitigation recommendations.

### Results and Discussion

Individual site-year information, including GPS coordinates, weed species, weather conditions at the time of application, and data collected are presented in Table 1. Visible-injury estimation, weed mortality, and weed dry-biomass per plant data were collected from six, four, and five site-years, respectively. Additionally, droplet sizes discussed throughout the Results and Discussion refer to the  $D_{v0.5}$  measurement (average droplet size) of the droplet size distribution.

#### Pooled Site-Years

The GAM models for visible-injury estimation proportion, mortality proportion, and dry-weed biomass per plant response variables across pooled site-years are presented in Figure 1. The model smooth-term estimated degrees of

**Table 3.** Generalized additive model (GAM) smoothing parameters and deviance explained for each response variable across pooled site-years.

Response variable	Site-years	Smooth-term edf <sup>a</sup>	Deviance explained
			%
Visible-injury estimations	6	2.666	11.50
Mortality	4	2.133	7.25
Weed dry biomass per plant	5	1.000	0.00

<sup>a</sup>Smooth-term estimated degrees of freedom (edf) provides an estimate of the model fluctuation. A smooth-term edf of 1.000 = linear model.

freedom (edf) and deviance explained for each response variable are presented in Table 3. A smooth-term edf of 1.000 is equal to a linear model with model fluctuation increasing as the smooth-term edf increases. The explained deviance provides an estimate of the discrepancy between model predicted estimates and actual observations, with a larger percentage indicating a smaller discrepancy and overall better model fit.

Pooled site-years GAM models for visible-injury estimation and mortality response variables had smooth-term edf values > 1.000, indicating models were more complex (more fluctuation) than a linear regression (Table 3) (Figure 1). Conversely, the weed dry-biomass per plant response variable GAM model was linear (smooth-term edf = 1.000), but droplet size was not a good predictor of weed dry biomass per plant, as the explained deviance was 0%. The average deviance explained of the GAM models across response variables was 6.25%, meaning that < 7% of the model variation could be explained by droplet size. The droplet size that maximized weed control ranged from 395 to 900 µm (Coarse to Ultra Coarse), depending on the response variable (Table 4). However, for visible injury estimations and weed dry-biomass per plant response variables, the model slope was relatively flat as droplet size increased, and 90% of the maximum weed control could still be achieved with a droplet size of 900 µm (Ultra Coarse). A more severe droplet size penalty was observed for the weed mortality response variable, as 90% of weed control could only be maintained with a 620-µm (Extremely Coarse) droplet size. Therefore, to achieve complete plant death and reduce additional weed seeds from replenishing the seedbank, a 620-µm (Extremely Coarse) droplet size would be recommended across site-years to maintain 90% of the maximum weed control while reducing particle drift potential.

The differences observed in predicted droplet sizes for maximum weed control across response variables could be attributed to the method in which visible-injury estimations are made, especially with dicamba, and the lack of correlation between weed biomass and plant death (Norsworthy et al. 2018). The weed species present across the Mississippi (Palmer amaranth, *Amaranthus palmeri* S. Wats.) and Nebraska [kochia, *Bassia scoparia* (L.) A.J. Scott] site-years were glyphosate-resistant (data not shown); therefore, dicamba provided the only effective herbicide site of action within these applications. When visibly assessing plots for dicamba injury, it was not uncommon to see similar plant damage and biomass accumulation across a range of droplet sizes. However, upon closer inspection of mortality, the plants sprayed with greater droplet sizes were often still alive,

**Table 4.** Predicted droplet sizes based on a generalized additive model (GAM) to achieve maximum weed control and 90% of maximum weed control to enhance drift mitigation efforts for each response variable across pooled site-years.

Response variable	Site-years	Droplet size			
		Maximum weed control	Spray classification <sup>a</sup>	90% of maximum weed control	Spray classification <sup>a</sup>
		$\mu\text{m}$		$\mu\text{m}$	
Visible-injury estimations	6	500	VC	900	UC
Mortality	4	395	C	620	EC
Weed dry biomass per plant	5	900	UC	900	UC

<sup>a</sup>Spray classifications determined using ASABE S572.1, where C = Coarse, VC = Very Coarse, EC = Extremely Coarse, and UC = Ultra Coarse.

leading to decreased weed control as droplet size increased. This research supports the conclusion that care should be taken in future herbicide research, especially with dicamba, to determine weed mortality as opposed to strictly observing visible-injury symptoms or weed biomass to fully evaluate herbicide effectiveness (Norsworthy et al. 2018).

The reduction in efficacy for dicamba-plus-glyphosate mixtures across droplet size treatments when evaluated using weed mortality may be attributed to an antagonism between the two herbicides. Previous research in kochia showed that when

dicamba plus glyphosate were tank-mixed, translocation of both herbicides out of the treated leaf was reduced compared to applications of either herbicide alone (Ou et al. 2018). Therefore, if dicamba-plus-glyphosate mixtures continue to be recommended in areas in which herbicide resistance is a primary concern, applications should be optimized, including using a droplet size between 395 and 620  $\mu\text{m}$  (Coarse to Extremely Coarse) when applied at 94 L ha<sup>-1</sup>, to limit the negative consequences of the antagonistic reaction. Future research should investigate the influence of carrier volume on a dicamba-plus-glyphosate

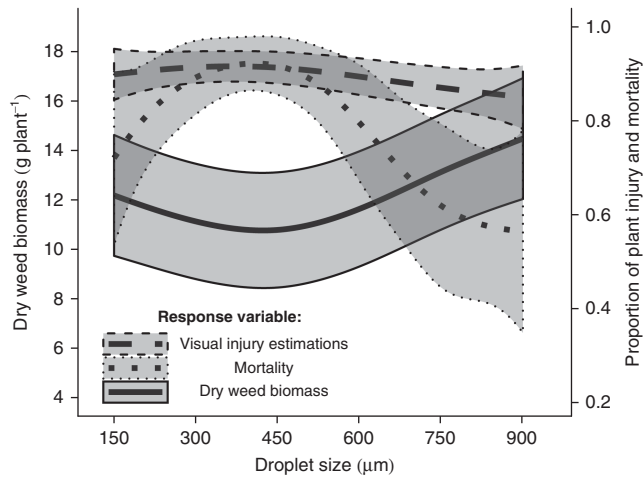
**Table 5.** Generalized additive model (GAM) smoothing parameters and deviance explained within individual site-years for each response variable to investigate the plausibility of site-specific weed management.

Response variable	Site	Year	Weed species <sup>a</sup>	Smooth-term edf <sup>b</sup>	Deviance explained
					%
Visible-injury estimations	Dundee, MS	2016	AMAPA	1.596	8.25
	Prosper, ND	2016	Multiple <sup>c</sup>	4.695	92.60
	Dundee, MS	2017	AMAPA	1.000	0.17
	Brule, NE	2017	KCHSC	1.982	21.10
	Fargo, ND	2017	CHEAL	4.549	97.20
	North Platte, NE	2018	KCHSC	3.266	68.30
Mortality	North Platte, NE	2018	ERICA	1.000	24.60
	Dundee, MS	2016	AMAPA	1.000	0.84
	Dundee, MS	2017	AMAPA	2.390	27.40
	Brule, NE	2017	KCHSC	3.188	58.80
	North Platte, NE	2018	KCHSC	2.417	28.20
Weed dry biomass per plant	North Platte, NE	2018	ERICA	1.322	14.10
	Dundee, MS	2016	AMAPA	1.000	1.99
	Dundee, MS	2017	AMAPA	1.371	13.70
	Brule, NE	2017	KCHSC	1.901	13.90
	Fargo, ND	2017	CHEAL	2.307	36.00
	North Platte, NE	2018	KCHSC	1.056	2.70
	North Platte, NE	2018	ERICA	1.000	5.54

<sup>a</sup>AMAPA, *Amaranthus palmeri* S. Wats., Palmer amaranth; KCHSC, *Bassia scoparia* (L.) A.J. Scott, kochia; CHEAL, *Chenopodium album* L., common lambsquarters; ERICA, *Erigeron canadensis* L., horseweed.

<sup>b</sup>Smooth-term estimated degrees of freedom (edf) provides an estimate of the model fluctuation. A smooth-term edf of 1.000 = linear model.

<sup>c</sup>Multiple weed species from the 2016 Prosper, ND, site-year included: CHEAL, *Chenopodium album* L., common lambsquarters; AMARE, *Amaranthus retroflexus* L., redroot pigweed; and SETPU, *Setaria pumila* (Poir.) Roem. & Schult., yellow foxtail.



**Figure 2.** Visible-injury estimation proportion, mortality proportion, and weed dry biomass per plant generalized additive models (GAM) for the 2017 Brule, NE, site-year to assess the plausibility of site-specific weed management strategies. The gray-shaded area indicates the 95% confidence limits.

mixture, as increasing spray carrier volume may buffer the impact of increasing droplet size on the resulting biological efficacy (Butts et al. 2018b).

Although this research was conducted in a fallow environment, similar results could be expected within a cropping-system scenario, as previous research demonstrated similar spray coverage at the bottom of a soybean canopy across a range of droplet sizes (Legleiter and Johnson 2016). Therefore, the droplet size effect on dicamba-plus-glyphosate mixture efficacy observed in this research must be due to variables other than spray coverage,

such as droplet impaction efficiency, retention, absorption, and translocation.

### Site-Specific Weed Management

Prior to field trial establishment, it was hypothesized that identifying and applying an optimum herbicide droplet size would be more appropriate as a site-specific management strategy. Additionally, previous research highlighted the potential need for a site-specific weed management approach if an optimum droplet size is to be utilized, as different weed species each had a unique response to applications of dicamba and glyphosate made with differing nozzle types (Meyer et al. 2015). Therefore, each respective site-year was analyzed separately to determine if the deviance explained for each GAM model could be improved and optimum droplet size predictions made more robust.

The GAM model smooth-term edf values and deviance explained for each respective site-year and response variable are presented in Table 5. The complexity of individual site-year models varied from a linear relationship (smooth-term edf = 1.000) to very complex, high-fluctuation relationships (smooth-term edf = 4.695). Additionally, the average deviance explained for individual site-year models across response variables was 28.63%, indicating that more than a quarter of the model variability could be explained from the droplet size treatment. This is a marked improvement (four-fold) compared to the pooled site-year model average deviance explained (approximately 7%); therefore, optimizing dicamba-plus-glyphosate mixture applications with a specific droplet size should be implemented using a site-specific approach.

**Table 6.** Predicted droplet sizes based on a generalized additive model (GAM) to achieve maximum weed control and 90% of maximum weed control to enhance drift mitigation efforts within individual site-years for each response variable to investigate the plausibility of site-specific weed management.

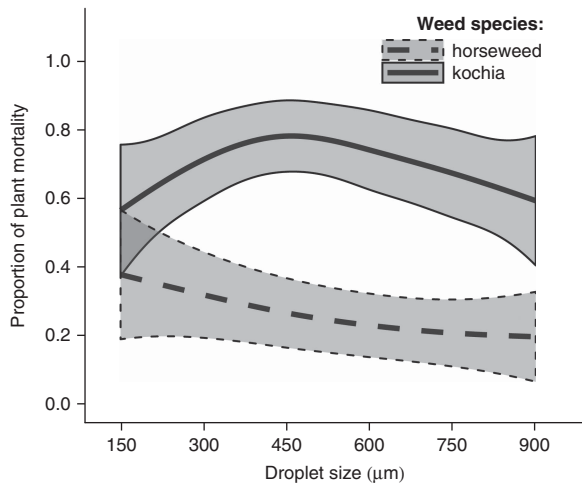
Response variable	Location	Year	Weed species <sup>a</sup>	Droplet size			
				Maximum weed control	Spray classification <sup>b</sup>	90% of maximum weed control	Spray classification <sup>b</sup>
				µm		µm	
Visible-injury estimations	Dundee, MS	2016	AMAPA	610	EC	855	UC
	Prosper, ND	2016	Multiple	325	M	900	UC
	Dundee, MS	2017	AMAPA	900	UC	900	UC
	Brule, NE	2017	KCHSC	370	C	900	UC
	Fargo, ND	2017	CHEAL	765	EC	900	UC
	North Platte, NE	2018	KCHSC	460	VC	660	EC
	North Platte, NE	2018	ERICA	150	F	530	VC
Mortality	Dundee, MS	2016	AMAPA	150	F	900	UC
	Dundee, MS	2017	AMAPA	580	EC	705	EC
	Brule, NE	2017	KCHSC	410	C	570	EC
	North Platte, NE	2018	KCHSC	460	VC	680	EC
	North Platte, NE	2018	ERICA	150	F	245	F
Weed dry biomass per plant	Dundee, MS	2016	AMAPA	150	F	485	VC
	Dundee, MS	2017	AMAPA	900	UC	900	UC
	Brule, NE	2017	KCHSC	425	C	620	EC
	Fargo, ND	2017	CHEAL	495	VC	735	EC
	North Platte, NE	2018	KCHSC	900	UC	900	UC
	North Platte, NE	2018	ERICA	150	F	405	C

<sup>a</sup>AMAPA, *Amaranthus palmeri* S. Wats., Palmer amaranth; KCHSC, *Bassia scoparia* (L.) A.J. Scott, kochia; CHEAL, *Chenopodium album* L., common lambsquarters; ERICA, *Erigeron canadensis* L., horseweed.

<sup>b</sup>Spray classifications determined using ASABE S572.1, where F = Fine, M = Medium, C = Coarse, VC = Very Coarse, EC = Extremely Coarse, and UC = Ultra Coarse.

<sup>c</sup>Multiple weed species from the 2016 Prosper, ND, site-year included: CHEAL, *Chenopodium album* L., common lambsquarters; AMARE, *Amaranthus retroflexus* L., redroot pigweed; and SETPU, *Setaria pumila* (Poir.) Roem. & Schult., yellow foxtail.





**Figure 3.** Mortality proportion generalized additive models (GAM) for the horseweed (*Erigeron canadensis* L.) and kochia [*Bassia scoparia* (L.) A.J. Scott] weed species from the 2018 North Platte, NE, site-year. The gray-shaded area indicates the 95% confidence limits.

An example of the site-specific GAM model approach, the 2017 Brule, NE, site-year, is presented in Figure 2. Similar to the pooled site-year analysis, a severe reduction in weed mortality was observed as droplet size increased past a critical point, whereas visible-injury estimations had a relatively flat slope, resulting in a minimal droplet size impact. Optimum droplet size predictions for each site-year and response variable are presented in Table 6. Droplet size predictions to maximize weed control varied widely across site-years and response variables from 150  $\mu\text{m}$  (Fine) to 900  $\mu\text{m}$  (Ultra Coarse). However, in general across individual site-years and response variables, an Extremely Coarse (570  $\mu\text{m}$ ) to Ultra Coarse (900  $\mu\text{m}$ ) spray classification maintained 90% of maximum weed control and would assist with particle drift mitigation efforts.


The wide array of predicted optimum droplet sizes across site-years is probably due to convoluted droplet size interactions and diverse weed structures influencing droplet retention on varied leaf surfaces. Previous research demonstrated greater impaction and retention efficiency on vertical leaf surfaces with finer droplets in the presence of horizontal winds (Lake 1977); however, coarser droplets had greater impaction efficiency on horizontal leaf surfaces (Spillman 1984). Unfortunately, droplet adhesion was reduced with increasing droplet size, as droplets bounced or shattered upon impact (Forster et al. 2005). Therefore, a complex interaction between droplet size, plant architecture, and leaf structure influences droplet retention and thereby herbicidal efficacy (Massinon et al. 2017; Nairn et al. 2013).

The primary weed species in Mississippi and North Dakota were Palmer amaranth and common lambsquarters (*Chenopodium album* L.), respectively. That both Palmer amaranth and common lambsquarters have flat, horizontal leaf surfaces helps to explain the coarser optimum droplet size of 900  $\mu\text{m}$  corroborating findings from Spillman (1984). Conversely, the primary weed species in Nebraska were kochia and horseweed (*Erigeron canadensis* L.), which have a much smaller and narrower leaf structure paired with relatively vertical plant architecture, compared to Palmer amaranth and common lambsquarters. Therefore, smaller droplet sizes were required to achieve 90% of maximum weed control across measured response variables for the Nebraska site-years compared to the Mississippi and North Dakota site-years, validating Lake's (1977) findings.

Additional differences in optimum droplet sizes were observed between the kochia and horseweed populations within the 2018 North Platte, NE, site-year, further supporting the conclusion that optimum herbicide droplet sizes differ among weed species (Figure 3). Overall, the dicamba-plus-glyphosate mixture provided less control of horseweed and required smaller droplet sizes to maintain 90% of maximum weed control compared to kochia. This difference in weed control can be attributed to weed height and density, as horseweed tended to be taller and denser than kochia within the respective site-year (data not shown).

The results of the site-specific analysis corroborated previous research in which it was recommended that each herbicide and weed species interaction required a tailored, site-specific approach to maximize efficacy (Butts et al. 2018b; Creech et al. 2016; Meyer et al. 2015). Future research should holistically investigate the influence of weather conditions, weed species, geographic location, herbicide antagonism, and herbicide resistance paired with droplet size to create more robust models and fully optimize spray applications. Additionally, as previously stated, future research should investigate the role of carrier volume as it relates to the efficacy of a dicamba-plus-glyphosate mixture across a range of droplet sizes. A greater volume of spray solution would provide more droplets for potential impaction on the weed leaf surface, thereby potentially increasing herbicide efficacy; however, previous research has highlighted the variable effects of carrier volume on efficacy (Butts et al. 2018b).

This research identified across a broad geographic setting and diverse weed spectrum that mixture applications of dicamba plus glyphosate should utilize a 620- $\mu\text{m}$  (Extremely Coarse) droplet size when applying with a carrier volume of 94 L ha<sup>-1</sup>, as weed mortality would be maintained, the addition of weed seeds to the soil seedbank would be reduced, and particle drift potential would be simultaneously mitigated. However, more precise applications could be achieved by applying the optimum herbicide droplet sizes in a site-specific approach. Approximately 25% of the model variability could be explained from the droplet size treatment when analyzed using the site-specific approach as opposed to < 10% when analyzed in a pooled site-year analysis. Generally, 90% of maximum weed control across individual site-years was achieved, with droplet sizes ranging from 570  $\mu\text{m}$  (Extremely Coarse) to 900  $\mu\text{m}$  (Ultra Coarse). These differences in optimum droplet sizes across individual site-years were probably due to weed species plant structure and leaf architecture; however, numerous other factors such as weather conditions at application, geographic location, herbicide antagonism, and herbicide resistance played a significant role in final herbicidal efficacy (Kudsk 2017). Finally, to effectively reduce particle drift potential from future herbicide applications, researchers must identify and implement alternative drift reduction strategies other than increasing spray droplet size to avoid weed control losses and mitigate the evolution of herbicide-resistant weeds.

**Author ORCID.**  Thomas R. Butts, <https://orcid.org/0000-0001-8310-0493>.

**Acknowledgments.** This project was partially supported by the Nebraska Agricultural Experiment Station with funding from the Hatch Multistate Research capacity funding program from the USDA National Institute of Food and Agriculture. The authors would like to thank all of the undergraduate and graduate research assistants across universities who helped with the implementation and data collection for this research. The authors would further like to thank Brian Finstrom and Capstan Ag Systems, Inc., for supplying and assisting with maintenance of the PWM equipment. Finally, the authors would

like to thank Wilger Industries Ltd. for supplying nozzles and other sprayer components used in this research. No conflicts of interest have been declared.

## References

- Alves GS, Kruger GR, da Cunha JPAR, de Santana DG, LAT Pinto, Guimaraes F, Zaric M (2017a) Dicamba spray drift as influenced by wind speed and nozzle type. *Weed Technol* 31:724–731
- Alves GS, Kruger GR, da Cunha JPAR, Vieira BC, Henry RS, Obradovic A, Grujic M (2017b) Spray drift from dicamba and glyphosate applications in a wind tunnel. *Weed Technol* 31:387–395
- Anglund EA, Ayers PD (2003) Field evaluation of response times for a variable rate (pressure-based and injection) liquid chemical applicator. *Appl Eng Agric* 19:273–282
- ASABE (2009) Spray Nozzle Classification by Droplet Spectra, ANSI/ASAE S572.2. St. Joseph, MI: American Society of Agricultural and Biological Engineers. 4 p
- Bish MD, Bradley KW (2017) Survey of Missouri pesticide applicator practices, knowledge, and perceptions. *Weed Technol* 31:165–177
- Bueno MR, da Cunha JPAR, de Santana DG (2017) Assessment of spray drift from pesticide applications in soybean crops. *Biosyst Eng* 154:35–45
- Butts TR, Butts LE, Luck JD, Fritz BK, Hoffmann WC, Kruger GR (2019a) Droplet size and nozzle tip pressure from a pulse-width modulation sprayer. *Biosyst Eng* 178:52–69
- Butts TR, Luck JD, Fritz BK, Hoffmann WC, Kruger GR (2019b) Evaluation of spray pattern uniformity using three unique analyses as impacted by nozzle, pressure, and pulse-width modulation duty cycle. *Pest Manag Sci*, 10.1002/ps.5352
- Butts TR, Hoffmann WC, Luck JD, Kruger GR (2018a) Droplet velocity from broadcast agricultural nozzles as influenced by pulse-width modulation. Pages 24–52 in Fritz BK, Butts TR, eds. *Pesticide Formulations and Delivery Systems: Innovative Application, Formulation, and Adjuvant Technologies*, STP 1610. West Conshohocken, PA: ASTM International
- Butts TR, Samples CA, Franca LX, Dodds DM, Reynolds DB, Adams JW, Zollinger RK, Howatt KA, Fritz BK, Clint Hoffmann W, Kruger GR (2018b) Spray droplet size and carrier volume effect on dicamba and glufosinate efficacy. *Pest Manag Sci* 74:2020–2029
- Capstan Ag Systems Inc. (2013) PinPoint Synchro Product Manual. Topeka, KS: Capstan Ag Systems. 112 p
- Crawley MJ (2013) *The R Book*. 2nd edn. Silwood Park, UK: John Wiley & Sons, Ltd. 1051 p
- Creech CF, Henry RS, Fritz BK, Kruger GR (2015) Influence of herbicide active ingredient, nozzle type, orifice size, spray pressure, and carrier volume rate on spray droplet size characteristics. *Weed Technol* 29:298–310
- Creech CF, Moraes JG, Henry RS, Luck JD, Kruger GR (2016) The impact of spray droplet size on the efficacy of 2,4-D, atrazine, chlorimuron-methyl, dicamba, glufosinate, and saflufenacil. *Weed Technol* 30:573–586
- Ebert TA, Taylor RAJ, Downer RA, Hall FR (1999) Deposit structure and efficacy of pesticide application. 1: Interactions between deposit size, toxicant concentration and deposit number. *Pestic Sci* 55:783–792
- Egan JF, Barlow KM, Mortensen DA (2014) A meta-analysis on the effects of 2,4-D and dicamba drift on soybean and cotton. *Weed Sci* 62:193–206
- Ennis WB, Williamson RE (1963) Influence of droplet size on effectiveness of low-volume herbicidal sprays. *Weeds* 11:67–72
- Feng PCC, Chiu T, Sammons RD, Ryerse JS (2009) Droplet size affects glyphosate retention, absorption, and translocation in corn. *Weed Sci* 51:443–448
- Ferguson JC, Chechetto RG, Adkins SW, Hewitt AJ, Chauhan BS, Kruger GR, O'Donnell CC (2018) Effect of spray droplet size on herbicide efficacy on four winter annual grasses. *Crop Prot* 112:118–124
- Forster WA, Kimberley MO, Zabkiewicz JA (2005) A universal spray droplet adhesion model. *T ASAE* 48:1321–1330
- Giles DK, Comino JA (1989) Variable flow control for pressure atomization nozzles. *J Commercial Veh SAE Trans* 98:237–249
- Giles DK, Henderson GW, Funk K (1996) Digital control of flow rate and spray droplet size from agricultural nozzles for precision chemical application. Pages 729–738 in Robert PC, Rust RH, Larson WE, eds. *Precision Agriculture. Proceedings of the 3rd International Conference*, Minneapolis, Minn., June 23–26, 1996. Madison, WI: American Society of Agronomy
- GopalaPillai S, Tian L, Zheng J (1999) Evaluation of a flow control system for site-specific herbicide applications. *T ASAE* 42:863–870
- Grisso RD, Dickey EC, Schulze LD (1989) The cost of misapplication of herbicides. *Appl Eng Agric* 5:344–347
- Henry RS, Kruger GR, Fritz BK, Hoffmann WC, Bagley WE (2014) Measuring the effect of spray plume angle on the accuracy of droplet size data. Pages 129–138 in C Sesa, ed., *Pesticide Formulations and Delivery Systems: Sustainability. Contributions from Formulation Technology*, STP1569. West Conshohocken, PA: ASTM International
- Jensen PK, Jorgensen LN, Kirknel E (2001) Biological efficacy of herbicides and fungicides applied with low-drift and twin-fluid nozzles. *Crop Prot* 20:57–64
- Johnson AK, Roeth FW, Martin AR, Klein RN (2006) Glyphosate spray drift management with drift-reducing nozzles and adjuvants. *Weed Technol* 20:893–897
- Knoche M (1994) Effect of droplet size and carrier volume on performance of foliage-applied herbicides. *Crop Prot* 13:163–178
- Kudsk P (2017) Optimising herbicide performance. Pages 149–179 in Hatcher PE, Froud-Williams RJ, eds. *Weed Research: Expanding Horizons*. Hoboken, NJ: John Wiley & Sons, Ltd.
- Lake JR (1977) The effect of drop size and velocity on the performance of agricultural sprays. *Pestic Sci* 8:515–520
- Legleiter TR, Johnson WG (2016) Herbicide coverage in narrow row soybean as influenced by spray nozzle design and carrier volume. *Crop Prot* 83:1–8
- Luck JD, Sharda A, Pitla SK, Fulton JP, Shearer SA (2011) A case study concerning the effects of controller response and turning movements on application rate uniformity with a self-propelled sprayer. *T ASABE* 54:423–431
- Mangus DL, Sharda A, Engelhardt A, Flippo D, Strasser R, Luck JD, Griffin T (2017) Analyzing the nozzle spray fan pattern of an agricultural sprayer using pulse-width modulation technology to generate an on-ground coverage map. *T ASABE* 60:315–325
- Massion M, De Cock N, Forster WA, Nairn JJ, McCue SW, Zabkiewicz JA, Lebeau F (2017) Spray droplet impact outcomes for different plant species and spray formulations. *Crop Prot* 99:65–75
- Matthews G, Bateman R, Miller P (2014) *Pesticide Application Methods*. 4th edn. West Sussex, UK: Wiley-Blackwell. 536 p
- McKinlay KS, Ashford R, Ford RJ (1974) Effects of drop size, spray volume, and dosage on paraquat toxicity. *Weed Sci* 22:31–34
- McKinlay KS, Brandt SA, Morse P, Ashford R (1972) Droplet size and phytotoxicity of herbicides. *Weed Sci* 20:450–452
- Meyer CJ, Norsworthy JK, Kruger GR, Barber T (2015) Influence of droplet size on efficacy of the formulated products Engenia™, Roundup PowerMax®, and Liberty®. *Weed Technol* 29:641–652
- Meyer CJ, Norsworthy JK, Kruger GR, Barber TL (2016a) Effect of nozzle selection and spray volume on droplet size and efficacy of Engenia tank-mix combinations. *Weed Technol* 30:377–390
- Meyer CJ, Norsworthy JK, Kruger GR, Barber TL (2016b) Effects of nozzle selection and ground speed on efficacy of Liberty and Engenia applications and their implication on commercial field applications. *Weed Technol* 30:401–414
- Nairn JJ, Forster WA, van Leeuwen RM (2013) “Universal” spray droplet adhesion model—accounting for hairy leaves. *Weed Res* 53:407–417
- Norsworthy JK, Korres NE, Bagavathiannan M V. (2018) Weed seedbank management: Revisiting how herbicides are evaluated. *Weed Sci* 66:415–417
- Ou J, Thompson CR, Stahlman PW, Bloedow N, Jugulam M (2018) Reduced translocation of glyphosate and dicamba in combination contributes to poor control of *Kochia scoparia*: Evidence of herbicide antagonism. *Sci Rep* 8:1–11
- Ozkan HE (1987) Sprayer performance evaluation with microcomputers. *Appl Eng Agric* 3:36–41
- Prasad R, Cadogan BL (1992) Influence of droplet size and density on phytotoxicity of three herbicides. *Weed Technol* 6:415–423
- Sharda A, Fulton JP, McDonald TP, Brodbeck CJ (2011) Real-time nozzle flow uniformity when using automatic section control on agricultural sprayers. *Comput Electron Agr* 79:169–179

- Sharda A, Luck JD, Fulton JP, McDonald TP, Shearer SA (2013) Field application uniformity and accuracy of two rate control systems with automatic section capabilities on agricultural sprayers. *Precis Agr* 14:307–322
- Spillman JJ (1984) Spray impaction, retention, and adhesion—an introduction to basic characteristics. *Pestic Sci* 15:97–106
- Tian L, Reid J, Hummel J (1999) Development of a precision sprayer for site-specific weed management. *T ASAE* 42:893–900
- Vieira BC, Butts TR, Rodrigues AO, Golus JA, Schroeder K, Kruger GR (2018) Spray particle drift mitigation using field corn (*Zea mays* L.) as a drift barrier. *Pest Manag Sci* 74:2038–2046
- Westwood JH, Charudattan R, Duke SO, Fennimore SA, Marrone P, Slaughter DC, Swanton C, Zollinger R (2018) Weed management in 2050: Perspectives on the future of weed science. *Weed Sci* 66:275–285
- Wilkerson GG, Price AJ, Bennett AC, Krueger DW, Roberson GT, Robinson BL (2004) Evaluating the potential for site-specific herbicide application in soybean. *Weed Technol* 18:1101–1110
- Wolf TM (2002) Optimising herbicide performance—biological consequences of using low-drift nozzles. *Int Adv Pestic Appl*:79–86
- Womac AR, Melnichenko G, Steckel LE, Montgomery G, Hayes RM (2016) Spray tip effect on glufosinate canopy deposits in Palmer amaranth (*Amaranthus palmeri*) for pulse-width modulation versus air-induction technologies. *T ASABE* 59:1597–1608
- Womac AR, Melnichenko G, Steckel LE, Montgomery G, Reeves J, Hayes RM (2017) Spray tip configurations with pulse-width modulation for glufosinate-ammonium deposits in Palmer amaranth (*Amaranthus palmeri*). *T ASABE* 60:1123–1136