

Ultra-peripheral-collision studies in the fixed-target mode with the proton and lead LHC beams

N. Yamanaka^{*a†}, C. Hadjidakis^a, D. Kikoła^b, J.P. Lansberg^a, L. Massacrier^a, M.G. Echevarria^c, A. Kusina^d, I. Schienbein^e, J. Seixas^{f,g}, H.S. Shao^h, A. Signoriⁱ, B. Trzeciak^j, S.J. Brodsky^k, G. Cavoto^l, C. Da Silva^m, F. Donatoⁿ, E.G. Ferreira^{o,p}, I. Hřivnáčová^a, A. Klein^m, A. Kurepin^r, C. Lorcé^s, F. Lyonnet^t, Y. Makdisi^u, S. Porteboeu^w, C. Quintans^g, A. Rakotozafindrabe^x, P. Robbe^y, W. Scandale^z, N. Topilskaya^r, A. Uras^{aa}, J. Wagner^{ab}, Z. Yang^{ac}, A. Zelenski^u

^aIPNO, CNRS-IN2P3, Univ. Paris-Sud, Université Paris-Saclay, 91406 Orsay Cedex, France

^bFaculty of Physics, Warsaw University of Technology, ul. Koszykowa 75, 00-662 Warsaw, Poland

^cIstituto Nazionale di Fisica Nucleare, Sezione di Pavia, via Bassi 6, 27100 Pavia, Italy

^dInstitute of Nuclear Physics Polish Academy of Sciences, PL-31342 Krakow, Poland

^eLaboratoire de Physique Subatomique et de Cosmologie, Université Grenoble Alpes, CNRS/IN2P3, 53 Avenue des Martyrs, F-38026 Grenoble, France

^fDep. Física, Instituto Superior Tecnico, Av. Rovisco Pais 1, 1049-001 Lisboa, Portugal

^gLIP, Av. Prof. Gama Pinto, 2, 1649-003 Lisboa, Portugal

^hLPTHE, UMR 7589, Sorbonne Université et CNRS, 4 place Jussieu, 75252 Paris, France

ⁱPhysics Division, Argonne National Laboratory, Lemont, IL 60439, USA

^jInstitute for Subatomic Physics, Utrecht University, Utrecht, The Netherlands

^kSLAC National Accelerator Laboratory, Stanford University, Menlo Park, CA 94025, USA

^l“Sapienza” Università di Roma, Dipartimento di Fisica & INFN, Sez. di Roma, P.le A. Moro 2, 00185 Roma, Italy

^mP-25, Los Alamos National Laboratory, Los Alamos, NM 87545, USA

ⁿTurin University, Department of Physics, and INFN, Sezione of Turin, Turin, Italy

^oDept. de Física de Partículas & IGFAE, Universidade de Santiago de Compostela, 15782 Santiago de Compostela, Spain

^pLaboratoire Leprince-Ringuet, Ecole polytechnique, CNRS/IN2P3, Université Paris-Saclay, Palaiseau, France

^rInstitute for Nuclear Research, Moscow, Russia

^sCPHT, École Polytechnique, CNRS, 91128 Palaiseau, France

^tSouthern Methodist University, Dallas, TX 75275, USA

^uBrookhaven National Laboratory, Collider Accelerator Department

^wUniversité Clermont Auvergne, CNRS/IN2P3, LPC, F-63000 Clermont-Ferrand, France

^xIRFU/DPPhN, CEA Saclay, 91191 Gif-sur-Yvette Cedex, France

^yLAL, Université Paris-Sud, CNRS/IN2P3, Orsay, France

^zCERN, European Organization for Nuclear Research, 1211 Geneva 23, Switzerland

^{aa}IPNL, Université Claude Bernard Lyon-I and CNRS-IN2P3, Villeurbanne, France

^{ab}National Centre for Nuclear Research (NCBJ), Hoża 69, 00-681, Warsaw, Poland

^{ac}Center for High Energy Physics, Department of Engineering Physics, Tsinghua University, Beijing, China

We address the physics case related to the studies of ultra-peripheral pH , pPb , PbH , and $PbPb$ collisions in the fixed-target mode at the LHC. In particular, we discuss how one can measure the gluon generalized parton distribution $E_g(x, \xi, t)$ in exclusive J/ψ photoproduction with a transversely polarized hydrogen target.

International Conference on Hard and Electromagnetic Probes of High-Energy Nuclear Collisions
30 September - 5 October 2018
Aix-Les-Bains, Savoie, France

*Speaker.

†Supported by JSPS Postdoctoral Fellowships for Research Abroad.

1. Introduction

Ultra-peripheral collisions (UPC) of hadrons or nuclei, whereby these interact via at least a photon exchange, allows one to use hadron colliders in order to probe the properties of quantum chromodynamics (QCD) in similar ways than at lepton-hadron colliders [1]. The almost on-shell photons coherently emitted by these fast moving relativistic charges allow one, among other things, to study a variety of photoproduction reactions. UPC are now routinely studied at the LHC and RHIC colliders and they will progressively start to be used to extract information on the hadron structure.

In this proceedings contribution, we focus on the case of the hadron LHC beams used in the fixed-target (FT) mode [2, 3] and how UPCs can allow one to study exclusive photo-production of quarkonia $\gamma p \rightarrow Qp$ [4, 5], which are known to be a good probe of the tri-dimensional gluon content of the proton. In such studies, the transverse polarization of the proton target would also provide a direct access to the gluon orbital angular momentum which has never been measured so far.

2. Kinematics of the ultra-peripheral collisions

UPCs, by definition, happen when the impact parameter b of the colliding system is larger than the sum of the radii. The typical maximal energy of the photon (in the rest frame of the emitter) is given by $E_\gamma^{\text{max,rest}} \simeq \frac{1}{R_X + R_Y}$, where R_X and R_Y are the radii of two colliding nuclei. For collisions involving lead ions, one has $E_\gamma^{\text{max,rest}} \simeq 30$ MeV. This energy has then to be boosted in the appropriate frame.

Table 1: The key figures of the UPC in the FT mode at the LHC [6]. E_{beam} is the beam energy per nucleon.

System	E_{beam} [GeV]	$\sqrt{s_{\gamma p}^{\text{max}}}$ [GeV]	$\sqrt{s_{\gamma\gamma}^{\text{max}}}$ [GeV]
pH	7000	44	17
pPb	7000	19	3.2
$PbPb$	2760	9	1.0
PbH	2760	12	3.2

In the FT case, for one-photon exchanges, the Lorentz factor, γ_L , is simply the ratio of the emitter energy E in the rest frame of the receiver, divided by its mass. As such, the maximal center-of-mass (CM) energy of the photon-hadron collision

$$\sqrt{s_{\gamma p}^{\text{max}}} = \sqrt{2 \times \gamma_L \times E_\gamma^{\text{max,rest}} \times m_N}. \quad (2.1)$$

We note that the photon can in principle be radiated by both the projectile and the target. For hard reactions, the fact that the target is not ionized does not matter. We give in Table 1 the key figures of the UPC in FT experiments at LHC. We see that $\sqrt{s_{\gamma p}^{\text{max}}}$ is high enough to create charmonia (≥ 4 GeV). In fact, such energies are high enough to perform the first UPC studies in the FT mode ever.

3. Gluon orbital angular momentum and generalized parton distributions

It is now an evidence that the proton spin is not saturated by the quark and gluon spin, but the remaining piece, which should be filled by the parton Orbital Angular Momentum (OAM), is still obscure, in particular that of the gluon. The gluon OAM is indirectly related to the gluon Sivvers function, which was recently measured by COMPASS through the semi-inclusive deep inelastic scattering [7]. The result is showing a nonzero Sivvers asymmetry around the gluon momentum fraction $x_g \simeq 0.1$, and it is providing an important hint for nonzero gluon OAM. The gluon Sivvers effect may also be probed via single transverse spin asymmetry (STSA) of single-inclusive quarkonia, $A_N^{\text{incl.onium}}$. We refer to [3, 8] for performance studies in the LHC FT modes and for a contextual discussion.

As an alternative observable to access the gluon OAM, we have the Generalised Parton Distribution (GPD). From Ji's sum rule, the gluon OAM is obtained by integrating the GPDs [9]:

$$\mathcal{L}^g = \int x_g dx_g [H^g(x_g, 0, 0) + E^g(x_g, 0, 0)] - \int dx_g \tilde{H}^g(x_g, 0, 0), \quad (3.1)$$

where H^g , E^g , and \tilde{H}^g are the twist-2 GPDs.

The gluonic GPDs H^g and E^g may be extracted from the exclusive J/ψ photo-production off a proton. Its leading order contribution to the amplitude is given by

$$\mathcal{M} \propto \left[\mathcal{H}^g \bar{u}(p') \not{p}_- u(p) + \mathcal{E}^g \bar{u}(p') \frac{i\sigma^{n-} \Delta}{2m_N} u(p) \right], \quad (3.2)$$

where $\mathcal{H}^g(\xi, t) \equiv \int_{-1}^1 dx \frac{\alpha_s \xi H^g(x, \xi, t)}{(x - \xi + i\epsilon)(x + \xi - i\epsilon)}$ and $\mathcal{E}^g(\xi, t) \equiv \int_{-1}^1 dx \frac{\alpha_s \xi E^g(x, \xi, t)}{(x - \xi + i\epsilon)(x + \xi - i\epsilon)}$ with x and ξ the momentum fraction of the gluon in the proton and that exchanged through the transition between initial and final states to define the GPD (see Fig. 1 for the definition). We also used n_- and $t \equiv \Delta^2$ to denote the light-cone momentum (chosen so that the initial nucleon momentum is decomposed as $p = (1 + \xi) \sqrt{s_{\gamma p}} n_+ + \frac{m_N^2}{2(1 + \xi) \sqrt{s_{\gamma p}}} n_-$) and the squared exchanged momentum, respectively. We note that to access \mathcal{E}^g , we need to transversely polarize the proton target. Indeed, the STSA for exclusive J/ψ production reads [10, 4]:

$$A_N^{\gamma p^\uparrow \rightarrow J/\psi p} \propto (1 + \xi) \text{Im}(\mathcal{E}^{g*} \mathcal{H}^g). \quad (3.3)$$

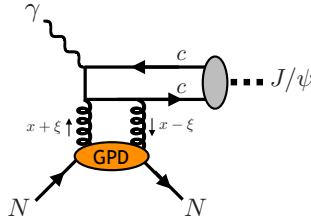


Figure 1: Diagrammatic representation of the exclusive J/ψ production through the nucleon GPD.

4. Projections for $A_N^{\gamma p^\uparrow \rightarrow J/\psi p}$ measurements in the LHC FT mode

We report now on simulations [4] of the exclusive J/ψ production off proton via UPCs in the LHC FT mode. The simulation was performed using STARLIGHT [11] with the kinematical cuts of LHCb (muon pseudorapidity $2 < \eta_\mu < 5$ and muon transverse momentum $p_T^\mu > 0.4$ GeV) being applied. The cross section as well as the number of events expected from one-year run at LHCb are displayed in Table 2. We also show in Fig. 2 the differential cross section for the cases of pH and PbH collisions.

Table 2: Result of the simulations of $\gamma p^\uparrow \rightarrow J/\psi p$ via UPC in the FT mode with the LHCb setup. The luminosity assumed for the pH (PbH) case is $\mathcal{L} = 1.0 \times 10^4$ $\text{pb}^{-1}\text{yr}^{-1}$ ($0.12 \text{pb}^{-1}\text{yr}^{-1}$).

	pH	PbH
Photon-emitter	p	Pb
$\sigma_{J/\psi}^{\text{tot}}$ (pb)	1.2×10^3	2.8×10^5
$\sigma_{J/\psi \rightarrow l^+l^-}$ (pb)	70	1.7×10^4
$\sigma_{J/\psi \rightarrow l^+l^-}$ (with LHCb cuts) (pb)	21	9.8×10^3
Number of events (1 year)	2×10^5	1×10^3

By assuming a target polarization of 80%, compatible with the H-jet system from RHIC or HERMES-like storage cell (see [3] for a complete discussion of the possible implementations), the sensitivity of the FT experiment on the STSA was projected, as shown in Fig. 3. We note that the proton is not detected in the process $\gamma p \rightarrow J/\psi p$. We also considered the detector as fully efficient for the dimuon detection after the kinematic cuts in the sensitivity studies for A_N . The projection indicates that A_N for the pH case can be determined within few percents, and 10% for that of the PbH collisions. We note that the latter is better from the point-of-view of the UPC, since the source of the emitted photons is nearly always the lead ion. It would also be interesting to study the case of the deuteron target, which will allow us to access to the deuteron GPD [12, 13, 14].

5. Conclusion and outlook

In this proceedings contribution, we reported on the potentiality of the LHC FT mode to perform the first study of UPCs in the FT mode. It was shown that it can be used to probe the gluon GPDs via quarkonium exclusive photoproduction. Using a transversely polarized target, one can access E^g and thus the gluon orbital angular momentum. With $10 \text{fb}^{-1}(pH)$, it is possible to measure $A_N^{J/\psi}$ with a few % of accuracy.

The experimental investigation of the UPC may also provide other interesting informations such as the quark GPDs, which is accessible through exclusive dilepton photoproductions. The interference between the Bethe-Heitler and Timelike Compton scatterings gives indeed access to the quark GPDs via the azimuthal asymmetry, and the study for the cases of pPb , PbH, and pH systems shows that the interference can be as large as 10% of the total cross section for the energy in the FT mode of LHC experiment [6].

Another interesting possibility is to measure the light-by-light scattering, which was recently observed by the ATLAS and CMS Collaborations [15, 16]. In addition, the $\gamma\gamma$ CM energy in the

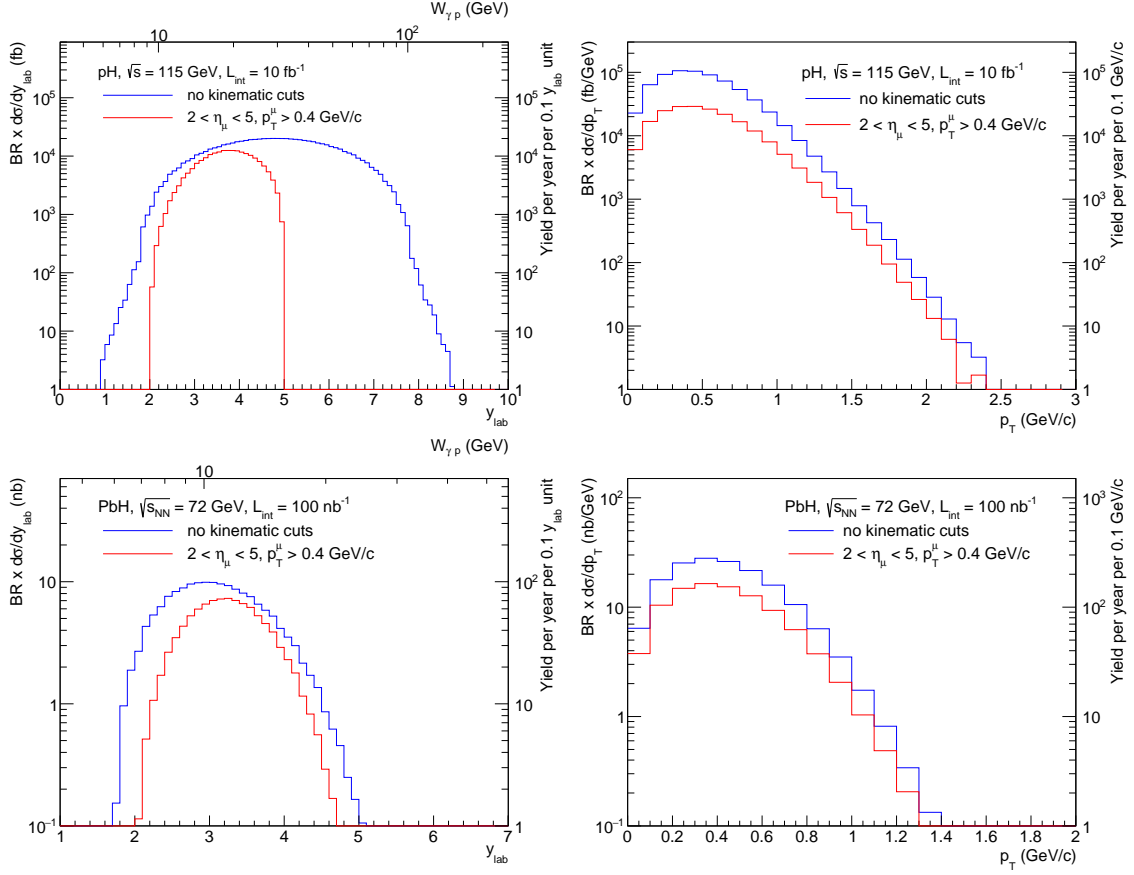


Figure 2: Rapidity (y , left panels) and transverse momentum (p_T , right panels) differential cross section of the exclusive J/ψ production via UPCs for the case of pH (upper panels) and PbH (lower panels). From [4].

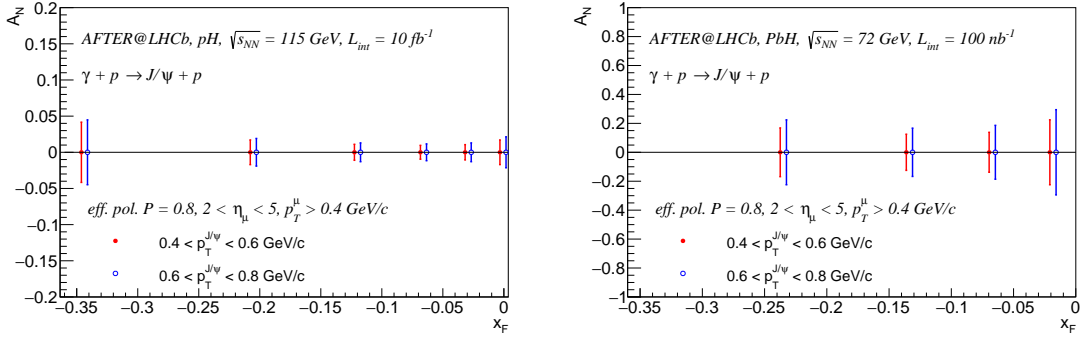


Figure 3: Statistical uncertainty projections for the STSA in exclusive J/ψ production via UPCs for the case of pH (left panel) and PbH (right panel). From [4].

FT mode exceeds the charmonium production threshold for pH , pPb , and PbH (see Table 1), so that we may also measure the η_c photoproduction [17, 18] or the production axions with a mass in the MeV-GeV region [19]. The former will permit us to quantify the photon flux of the projectile

(not possible for the PbPb case due to the lack of CM energy). The latter aims at scanning the mass range of axion-like particles in which the constraint on the axion-photon coupling is still loose [20]. The feasibility studies for these processes using the FT experiments remain to be done in the future.

References

- [1] A. J. Baltz *et al.*, Phys. Rept. **458** (2008) 1 [arXiv:0706.3356 [nucl-ex]].
- [2] S. J. Brodsky, F. Fleuret, C. Hadjidakis and J. P. Lansberg, Phys. Rept. **522** (2013) 239 [arXiv:1202.6585 [hep-ph]].
- [3] C. Hadjidakis *et al.*, arXiv:1807.00603 [hep-ex].
- [4] J. P. Lansberg, L. Massacrier, L. Szymanowski and J. Wagner, arXiv:1812.04553 [hep-ph].
- [5] L. Massacrier, J. P. Lansberg, L. Szymanowski and J. Wagner, arXiv:1709.09044 [nucl-ex].
- [6] J. P. Lansberg, L. Szymanowski and J. Wagner, JHEP **1509** (2015) 087 [arXiv:1504.02733 [hep-ph]].
- [7] C. Adolph *et al.* [COMPASS Collaboration], Phys. Lett. B **772** (2017) 854 [arXiv:1701.02453 [hep-ex]].
- [8] D. Kikoła *et al.*, Few Body Syst. **58** (2017) no.4, 139 [arXiv:1702.01546 [hep-ex]].
- [9] X. D. Ji, Phys. Rev. Lett. **78** (1997) 610 [hep-ph/9603249].
- [10] J. Koempel, P. Kroll, A. Metz and J. Zhou, Phys. Rev. D **85** (2012) 051502 [arXiv:1112.1334 [hep-ph]].
- [11] S. R. Klein, J. Nystrand, J. Seger, Y. Gorbunov and J. Butterworth, Comput. Phys. Commun. **212** (2017) 258 [arXiv:1607.03838 [hep-ph]].
- [12] E. R. Berger, F. Cano, M. Diehl and B. Pire, Phys. Rev. Lett. **87** (2001) 142302 [hep-ph/0106192].
- [13] F. Cano and B. Pire, Eur. Phys. J. A **19** (2004) 423 [hep-ph/0307231].
- [14] W. Cosyn and B. Pire, Phys. Rev. D **98** (2018) no.7, 074020 [arXiv:1806.01177 [hep-ph]].
- [15] M. Aaboud *et al.* [ATLAS Collaboration], Nature Phys. **13** (2017) no.9, 852 [arXiv:1702.01625 [hep-ex]].
- [16] A. M. Sirunyan *et al.* [CMS Collaboration], arXiv:1810.04602 [hep-ex].
- [17] V. P. Goncalves and W. K. Sauter, Phys. Rev. D **91** (2015) no.9, 094014 [arXiv:1503.05112 [hep-ph]].
- [18] S. R. Klein, Phys. Rev. D **98** (2018) no.11, 118501 [arXiv:1808.08253 [hep-ph]].
- [19] S. Knapen, T. Lin, H. K. Lou and T. Melia, Phys. Rev. Lett. **118** (2017) no.17, 171801 [arXiv:1607.06083 [hep-ph]].
- [20] J. Jaeckel and M. Spannowsky, Phys. Lett. B **753** (2016) 482 [arXiv:1509.00476 [hep-ph]].