



Using memories to support the self in Alzheimer's disease

Article

Accepted Version

Creative Commons: Attribution-Noncommercial-No Derivative Works 4.0

Rathbone, C. J., Ellis, J. A., Ahmed, S., Moulin, C. J. A., Ernst, A. and Butler, C. R. (2019) Using memories to support the self in Alzheimer's disease. *Cortex*, 121. pp. 332-346. ISSN 1973-8102 doi: <https://doi.org/10.1016/j.cortex.2019.09.007>
Available at <http://centaur.reading.ac.uk/87303/>

It is advisable to refer to the publisher's version if you intend to cite from the work. See [Guidance on citing](#).

To link to this article DOI: <http://dx.doi.org/10.1016/j.cortex.2019.09.007>

Publisher: Elsevier

All outputs in CentAUR are protected by Intellectual Property Rights law, including copyright law. Copyright and IPR is retained by the creators or other copyright holders. Terms and conditions for use of this material are defined in the [End User Agreement](#).

www.reading.ac.uk/centaur

CentAUR

Central Archive at the University of Reading

Reading's research outputs online

Cortex

Using memories to support the self in Alzheimer's disease

--Manuscript Draft--

Manuscript Number:	CORTEX-D-18-00928R2
Article Type:	Research Report
Keywords:	Autobiographical memory; Identity; Dementia; Episodic; Semantic
Corresponding Author:	Clare Rathbone Oxford Brookes University Oxford, UNITED KINGDOM
First Author:	Clare Rathbone
Order of Authors:	Clare Rathbone Judi Ellis Samrah Ahmed Chris Moulin Alexandra Ernst Chris Butler
Abstract:	<p>The impact of memory loss on the self in Alzheimer's disease (AD) is poorly understood. Previous research is mixed on whether episodic or semantic memories are most important for supporting identity. The present study examined autobiographical memories cued by self-images (e.g. I am a father) and non-self-related cues in 16 AD patients and 29 healthy older adults. The AD group generated fewer self-images and memories compared to controls, but demonstrated similar temporal organization of self-cued memories. In both groups, self-images were supported by semantic memories that were temporally clustered around times of identity-formation. These self-supporting memories are proposed to form a scaffold to support the self and may persist the longest in AD, as opposed to memories from early adulthood per se. In both AD and control groups, self-images cued more semantic memories than non-self-relevant cues, further suggesting that semantic autobiographical memories play a fundamental role in supporting the self. These findings demonstrate that the self remains largely intact in AD, in spite of severe episodic memory deficits and global cognitive decline. In later stages of the disease, these self-supporting memories could provide effective tools for reminiscence therapy.</p>
Response to Reviewers:	Please see attached document titled 'Cortex Response to Reviewers'

Using memories to support the self in Alzheimer's disease

Clare J. Rathbone¹, Judi A. Ellis², Samrah Ahmed³, Chris, J.A. Moulin⁴, Alexandra Ernst⁴, & Chris R. Butler^{3,5}

¹Department of Psychology, Oxford Brookes University, Oxford, UK

²University of Reading, School of Psychology and Clinical Language Sciences, Reading, UK

³University of Oxford, Nuffield Department of Clinical Neurosciences, Oxford, UK

⁴LPNC, CNRS UMR 5015, Université Grenoble Alpes, Grenoble, France

⁵Visiting Professor at the Department of Medicine, Pontificia Universidad de Chile, Santiago, Chile

Word count: 9,377

Address for Correspondence:

Clare J. Rathbone

Department of Psychology

Oxford Brookes University

Gipsy Lane

Oxford

OX3 0BP

United Kingdom

Tel. +44 (0)1865 483772 Email: crathbone@brookes.ac.uk

Running head: Self and memory in Alzheimer's disease

Using memories to support the self in Alzheimer's disease

Abstract

The impact of memory loss on the self in Alzheimer's disease (AD) is poorly understood. Previous research is mixed on whether episodic or semantic memories are most important for supporting identity. The present study examined autobiographical memories cued by self-images (e.g. I am a father) and non-self-related cues in 16 AD patients and 29 healthy older adults. The AD group generated fewer self-images and memories compared to controls, but demonstrated similar temporal organization of self-cued memories. In both groups, self-images were supported by semantic memories that were temporally clustered around times of identity-formation. These self-supporting memories are proposed to form a scaffold to support the self and may persist the longest in AD, as opposed to memories from early adulthood per se. In both AD and control groups, self-images cued more semantic memories than non-self-relevant cues, further suggesting that semantic autobiographical memories play a fundamental role in supporting the self. These findings demonstrate that the self remains largely intact in AD, in spite of severe episodic memory deficits and global cognitive decline. In later stages of the disease, these self-supporting memories could provide effective tools for reminiscence therapy.

Keywords: Autobiographical memory; Identity; Dementia; Episodic; Semantic

1. Introduction

1
2 Developing a better understanding of the impact of memory loss on identity in Alzheimer's disease
3
4 (AD) is a fundamental issue for our aging society. Worldwide, the number of people with dementia is
5
6 predicted to increase from 50 million in 2018 to 152 million in 2050 (World Health Organization,
7
8 2017). However, whilst a growing body of research has attempted to examine the relationship
9
10 between memory and identity in dementia there are mixed findings in the literature, particularly
11
12 regarding the impact of memory loss on identity and the role that episodic and semantic
13
14 autobiographical memories might play in supporting the self. This paper presents a novel
15
16 investigation of the memories that support identity in dementia. It aims to examine (1) how identity
17
18 is impacted by AD, (2) how memories are temporally organised to support identity in AD, and (3)
19
20 whether episodic or semantic memories play a more fundamental role in supporting identity in both
21
22 AD and healthy aging.
23
24
25
26

27
28 There is widespread evidence for autobiographical memory impairments in AD, particularly an
29
30 episodic deficit marked by impaired episodic retrieval (i.e. recollection of vivid details for specific
31
32 events) and relatively intact semantic memory (i.e. knowledge of self-relevant facts and general
33
34 events experienced) in the early to middle stages of the disease (Ahmed et al., 2018; El Haj, Antoine,
35
36 Nandrino & Kapogiannis, 2015; Greene, Hodges & Baddeley, 1995; Seidl et al., 2011). Furthermore,
37
38 research suggests that AD is associated with a reduced self-reference effect (i.e. enhanced recall for
39
40 material encoded in reference to the self; Rogers, Kuiper & Kirker, 1977), suggesting impaired
41
42 memory processing of self-related material (Genon et al., 2014; Wong et al., 2017). Thus, AD seems
43
44 to be associated with a number of marked changes in memory processing, particularly for memories
45
46 associated with the self.
47
48
49
50
51

52
53 Given theoretical models of self and memory (e.g. the Self-Memory System, Conway & Pleydell-
54
55 Pearce, 2000), and the philosophical view that self and memory are intimately linked (e.g. Locke,
56
57 1694/1975), one might expect that memory impairment would lead to changes in, if not loss of, the
58
59
60
61
62
63
64
65

1 self. Of relevance here is the fact that the term 'self' is multifaceted and has been used to refer to a
2 wide variety of psychological functions and processes (Caddell & Clare, 2011b). For example, Klein
3 (2012) notes that the self is associated with a range of neurocognitive systems, including episodic
4 memories, semantic knowledge of personality traits, semantic facts about one's life, diachronic unity
5 (i.e. the way experiences are unified over time), sense of agency, and the ability to self reflect,
6 experience emotion and recognise ones physical self in a mirror or photograph. For clarity, in the
7 present study we use the term self to refer to knowledge about the self in the form of 'self-images'
8 (Rathbone et al., 2015), encompassing personality traits, social roles (e.g. being a father, teacher,
9 friend), hobbies, and likes/dislikes.
10
11
12
13
14
15
16
17
18
19
20
21

22 The idea that memory and self are bi-directionally linked is central to Conway's Self Memory System
23 Model (Conway, 2005; Conway & Pleydell-Pearce, 2000), which proposes that the self has an
24 executive function, organizing access to autobiographical memories, as well as being constrained
25 and shaped by the memories that are retrieved. Thus, one might expect that an inability to retrieve
26 autobiographical memories would be associated with a reduced ability to generate self-images. In
27 support of this proposal, Addis and Tippett (2004) found that patients with AD produced fewer 'I am'
28 statements (i.e. self-images) compared to age matched controls. Furthermore, the patients' memory
29 impairments were correlated with changes in the strength and quality of identity – patients with AD
30 who demonstrated the largest deficits in memories for childhood and early adulthood also showed
31 reduced identity strength (producing fewer 'I am' statements) and changes in the quality of identity
32 (using more definite responses on the Tennessee Self Concept Scale and generating a higher
33 proportion of abstract 'I am' statements).
34
35
36
37
38
39
40
41
42
43
44
45
46
47
48
49
50

51 A number of other studies have suggested that AD is associated with impairments in some aspect of
52 self or identity (e.g. Fargeau et al., 2010) and particularly with problems updating knowledge about
53 the self after disease onset (Harrison, Therrien & Giordani, 2005; Hehman, German & Klein, 2005;
54 Klein et al., 2003; Klein & Gangi, 2010; Morris & Mograbi, 2013; Rankin et al., 2005). Mograbi, Brown
55
56
57
58
59
60
61
62
63
64
65

1 and Morris (2009) proposed that the memory impairments associated with dementia, specifically
2 the better preservation of remote compared to recent events, may lead to a failure to update
3
4 knowledge about the self. This 'petrified self' hypothesis is proposed by Mograbi et al. to explain the
5
6 anosognosia (lack of awareness of illness/impairment) frequently evident in dementia. It should be
7
8 noted that difficulty updating one's sense of self is not incompatible with maintaining a sense of
9
10 identity, but that this identity is less accurate and outdated.
11
12

13
14 In fact, a growing literature suggests that self knowledge can persist, despite the memory
15
16 impairments and global cognitive decline associated with dementia (e.g. Eustache et al., 2013;
17
18 Strohminger & Nichols, 2015). Caddell and Clare have conducted a range of studies exploring the
19
20 impact of AD on identity and have found no evidence for a linear relationship between cognitive
21
22 function and identity (Caddell & Clare, 2013b), that there is little difference in identity between
23
24 patients in the early stage of AD and healthy older adults (Caddell & Clare, 2013a), and that identity
25
26 is often maintained in later stages of AD (Caddell & Clare, 2010). These results support a broader
27
28 finding, not limited to dementia but demonstrated across various patient groups exhibiting memory
29
30 deficits; namely, episodic retrieval is not necessary for self-knowledge (e.g. Klein, 2012; Klein,
31
32 Rozendal & Cosmides, 2002; Rathbone et al., 2009). These mixed findings generate a number of
33
34 research questions. Firstly, if we take the view that there are clearly some important links between
35
36 self and memory then what, if any, impact do the established memory changes in AD have on the
37
38 way in which memories are used to support the self? Secondly, although some (or all) aspects of the
39
40 self may persist, is the self qualitatively different in AD compared to healthy aging? Thus, the first
41
42 aim of the present study was to examine the impact of AD on the phenomenological features of self-
43
44 images and of autobiographical memories that are particularly relevant to the self: self-supporting
45
46 memories (memories cued by participant-generated self-images using the IAM Task; Rathbone et al.,
47
48 2008).
49
50
51
52
53
54
55
56
57
58
59
60
61
62
63
64
65

1 The second aim of this study was to examine the temporal organization of self-supporting memories
2 in AD. Previous research in healthy aging has shown that memories cued by self-images tend to be
3 clustered around periods of identity formation (Chessel et al., 2014; Rathbone et al., 2008). Thus,
4 memories associated with being a keen gardener will be most frequently dated from the time
5 someone first became interested in gardening, and memories of being hard-working will tend to
6 date back to the period when someone believes they first exhibited the trait of being a hard-worker.
7 This robust effect has been replicated across a number of studies (Bennouna-Greene et al., 2012,
8 Rathbone et al., 2008; 2011) and is suggested to support a coherent life narrative by scaffolding self-
9 images with sets of salient autobiographical memories. This temporal scaffolding has also been
10 demonstrated in an amnesic case study. Patient PJM (Rathbone et al., 2009) experienced a
11 traumatic brain injury in a cycling accident which resulted in an isolated episodic deficit. Although
12 PJM's autobiographical memories were semantic in nature, the IAM Task showed that PJM's self-
13 supporting memories demonstrated the same temporal clustering as age-matched controls,
14 suggesting that these semantic memories were used to support knowledge of self-images in the
15 absence of episodic memories. The present study is the first to examine whether this temporal
16 scaffolding is also demonstrated in AD, a disease characterised by marked episodic decline and
17 global cognitive impairments. If temporal clustering is demonstrated then this would indicate that
18 this particular form of self-related memory processing is intact in AD.

19 The third and final aim of this research was to examine whether the memories that are most
20 relevant to the self (i.e. self-supporting) are more episodic or semantic in nature, compared to less
21 self-relevant autobiographical memories. This experiment is the first directly to address this
22 question, but previous related research has generated mixed results that support contrasting
23 predictions. On the one hand, a growing number of papers suggest that semantic autobiographical
24 memories are likely to play a central role in supporting identity. First, as discussed above, research
25 with amnesic cases suggests that the self can be supported with semantic knowledge in the absence
26 of episodic memory (e.g. Klein et al., 2002). In addition, using a similar method to the IAM Task, Grilli

1 found that healthy young adults (Grilli, 2017), amnesic patients and healthy older adults (Grilli &
2 Verfaellie, 2015) all tended to generate semantic facts, rather than episodic events, when asked to
3 explain 'what makes you say "I am_"?' Grilli (2017) thus proposed that these semantic 'self-
4 supporting memories' are likely to play a prominent role in the networks of memories that support
5 identity. Finally, Haslam et al. (2011) found that semantic autobiographical memory (as opposed to
6 episodic) was associated with strength in personal identity. They proposed the Self-knowledge and
7 identity model (SKIM), which places semantic self-knowledge as a bi-directional mediator between
8 episodic self-knowledge and identity.
9

10
11
12
13
14
15
16
17
18
19
20 Other studies have emphasised the idea that selfhood is intimately linked with episodic memory.
21
22 Indeed, auto-noetic consciousness (the sense of oneself travelling back in time and re-living past
23 events) is a defining feature of episodic memory (Tulving, 1985) and several studies suggest that
24 self-related memory cues serve to enhance episodic richness (e.g. Ernst et al., 2016, El Haj et al.,
25 2017). Miles et al., (2013) found that participants with dementia produced memories with higher
26 ratings of episodic specificity when they were recalled in an early 20th century museum setting
27 (surrounded by cues associated with their youth), compared to a control setting of a typical
28 everyday room. It is possible that the museum setting supported retrieval by providing a number of
29 detailed, self-relevant cues, prompting spontaneous retrieval of memories rich in episodic detail
30 (e.g. Berntsen, 2009). The impact of self-focus on retrieval in AD was tested more directly by El Haj
31 and Antoine (2017), who assigned participants to either read about mushroom picking or complete
32 an 'I am' task (i.e. generate self-images) and then measured episodic specificity ratings for a memory
33 of an event in their life. Results showed that when first primed to think about the self, AD patients
34 generated a memory with higher episodic specificity ratings compared to when they read the non-
35 self-relevant text.
36
37
38
39
40
41
42
43
44
45
46
47
48
49
50
51
52
53

54
55
56 A similar effect was found in a case study by Ernst et al. (2016) who compared the episodic richness
57 of memories generated to standard autobiographical memory cues in the TEMPau Task (Piolino et
58
59
60
61
62
63
64
65

1 al., 2000) with memories cued by 'I am' statements in DR, a patient with chronic Unilateral Spatial
2 Neglect (USN). Although DR's episodic specificity scores were significantly lower than controls in the
3
4 TEMPau task, her specificity ratings were equivalent to controls when she used 'I am' statements as
5
6 cues. These results suggest that DR's episodic retrieval was enhanced by using highly self-related
7
8
9 cues.

10
11
12 Finally, the field of self-defining memories (SDMs; Singer and Salovey, 1993) is based on the idea
13
14 that certain specific episodic memories can become central to our identity. SDMs are a type of
15
16 autobiographical memory defined as being linked to other memories, regularly rehearsed, high in
17
18 emotionality and vividness, and connected to an enduring theme or unresolved conflict (Singer &
19
20 Salovey, 1993). They are proposed to combine motivational, cognitive and affective information and
21
22 be highly goal-relevant (Conway, Singer & Tagini, 2004). Of note, Martinelli, Anssens, Sperduti and
23
24 Piolino (2013) found that the usual pattern of diminished episodic specificity in aging (e.g. Levine et
25
26 al., 2002) was reduced when participants were instructed to generate SDMs. Older adults recalled
27
28 fewer autobiographical episodes but a similar percentage of SDMs compared to younger adults. In
29
30 contrast, a group with a probable diagnosis of Alzheimer's Disease demonstrated impaired recall
31
32 when recalling both autobiographical episodes and SDMs.
33
34
35
36
37
38

39 Whilst there is no conflict between the ideas that (1) semantic memories support identity and (2)
40
41 the self can facilitate access to episodic memories, the present study was motivated by an interest in
42
43 the type of memories that are cued by the self. Whether the memories that support the self (relative
44
45 to other types of autobiographical memory) in AD are more semantic or episodic in nature has
46
47 important clinical implications. Memory rehabilitation approaches frequently involve efforts to
48
49 improve the accessibility of specific episodic memories (e.g. using music as a memory cue; El Haj et
50
51 al., 2012). However, if it emerges that semantic, rather than episodic, memories play a more
52
53 fundamental role in supporting the self then this may imply that efforts should be directed towards
54
55 raising the accessibility of semantic memories instead. Prebble, Addis and Tippett (2013) propose
56
57
58
59
60
61
62
63
64
65

1 that episodic and semantic memories may support different aspects of identity, with episodic
2 autobiographical memories supporting phenomenological continuity (a subjective sense of self-
3 awareness associated with a feeling of existing coherently through time) and semantic
4 autobiographical memories supporting semantic continuity (self knowledge associated with the
5 organization of a narrative life story). To the authors' knowledge, the present study is the first
6 directly to compare the episodic specificity of memories cued by highly self-relevant versus less self-
7 relevant cues in dementia and healthy aging.
8
9
10
11
12
13
14
15
16

17 **1.1 Aims**

18
19
20 Our first aim was to examine the phenomenological features of self-images ('I am' statements) and
21 self-supporting memories in Alzheimer's disease. In line with previous research (e.g. Addis and
22 Tippett; 2004), we predicted that the AD group would generate fewer self-images and a higher
23 proportion of abstract (trait-linked) self-images compared to a healthy older adult control group.ⁱ
24
25 We also predicted that the AD group would generate fewer self-supporting memories and that these
26 memories would be less episodic, compared to controls (e.g. El Haj, Antoine, Nandrino &
27 Kapogiannis, 2015; Greene, Hodges & Baddeley, 1995; Seidl et al., 2011). We included a number of
28 other measures of self-images and self-supporting memories (e.g. emotional valence, vividness,
29 personal significance, rehearsal) to examine the potential impact of AD on measures associated with
30 the self.
31
32
33
34
35
36
37
38
39
40
41
42
43
44

45 The second aim of this study was a novel examination of the temporal organization of self-
46 supporting memories in Alzheimer's disease. We predicted that self-supporting memories would
47 cluster around periods of identity formation, in a similar distribution to healthy controls. This
48 scaffolding effect, previously demonstrated in healthy aging and a case of episodic amnesia
49 (Rathbone et al., 2008; 2009), is proposed to help maintain a coherent life narrative. In addition,
50 analysis of the phenomenological features of self-supporting memories according to their temporal
51 organization aimed to elucidate the mechanisms by which certain AMs might become self-
52
53
54
55
56
57
58
59
60
61
62
63
64
65

1 supporting. It was predicted that memories closest to periods of identity formation would be more
2 emotionally positive, vivid, rehearsed and personally significant.
3

4
5 The final aim of this study was to develop a novel task to compare the episodic specificity of self-
6 supporting memories with memories that were less self-related (i.e. generic, category-cued
7 memories). The prediction was that self-images (compared to categories) would cue more episodic
8 autobiographical memories, although the literature is mixed on whether memories that support
9 identity are more likely to be episodic (e.g. El Haj & Antoine, 2017; Ernst et al., 2016; Singer &
10 Salovey, 1993) or semantic (e.g. Grilli, 2017; Haslam et al., 2011). Our prediction was based on the
11 idea that self-supporting memories, as elucidated above, are often retrieved with high levels of
12 vividness and specificity, overcoming general declines in episodic memory (e.g. healthy aging;
13 Martinelli et al., 2013).
14
15
16
17
18
19
20
21
22
23
24
25

26 27 28 **2. Method** 29

30 We report how we determined our sample size, all data exclusions, all inclusion/exclusion criteria,
31 whether inclusion/exclusion criteria were established prior to data analysis, all manipulations, and
32 all measures in the study.ⁱⁱ
33
34
35
36
37

38 39 **2.1 Participants** 40

41
42 The patient group comprised 16 patientsⁱⁱⁱ (5 female, 11 male; mean age = 68.63; *SD* = 7.12, range =
43 56-84) diagnosed with AD, who were recruited through the Oxford Cognitive Disorders Clinic,
44 Oxford, UK. Diagnosis was established by a senior behavioural neurologist (CRB). All patients fulfilled
45 consensus criteria for AD (McKhann et al., 2011), based upon brain imaging, clinical assessment and
46 detailed neuropsychological assessment. Patient MOCA scores ranged from 12-25 (Mean = 17.63, *SD*
47 = 3.98).
48
49
50
51
52
53

54
55 AD patients were compared with 29 healthy controls (17 female, 12 male; mean age = 70.07; *SD* =
56 3.03, range = 65-75; comprising a subset from data reported in Rathbone et al., 2015), recruited
57
58
59
60
61
62
63
64
65

1 from a database of local adults interested in participating in research projects.^{iv} Healthy control
 2 participants were defined as having no objective cognitive impairment on neuropsychological
 3 screening tests (all scored ≥ 25 on the MOCA; see Ahmed et al., 2011; Carson et al., 2018; Chiti &
 4 Pantoni, 2014). Controls had no prior history of significant head injury, substance abuse or
 5 cerebrovascular disease, and were not prescribed any medication known to affect cognition. All
 6 inclusion/exclusion criteria were established prior to data analysis. AD and control patients were
 7 matched for age and years of education (see Table 1).
 8
 9
 10
 11
 12
 13
 14
 15
 16
 17
 18
 19
 20
 21
 22
 23

Table 1: Participant characteristics

Measure	AD group		Control group		<i>T</i>	<i>p</i>	Cohen's <i>d</i>
	<i>M</i>	<i>SD</i>	<i>M</i>	<i>SD</i>			
Age	68.63	7.12	70.07	3.03	-.77	.45	0.26
Years of Education	14.25	2.35	14.62	3.60	-.42	.68	0.12
MOCA	17.63	3.98	27.38	1.61	-9.39*	<.001	3.21
<i>Cognitive Battery</i>							
Vocabulary	39.31	9.60	47.79	9.27	-2.90	.006	0.90
Letter fluency	12.94	5.71	16.69	4.71	-2.37	.022	0.72
Category fluency	12.38	4.97	21.38	4.64	-6.08*	<.001	1.87
LM immediate	14.81	8.38	35.66	8.34	-8.01*	<.001	2.49

SELF AND MEMORY IN ALZHEIMER'S DISEASE

1	LM delayed	2.13	3.90	21.07	6.56	-12.15*	<.001	3.51
2								
3								
4	LM recognition	14.00	2.63	20.31	2.78	-7.43*	<.001	2.33
5								
6								
7	Rey copy	25.50	11.51	34.41	2.03	-3.07	.007	1.08
8								
9								
10	Rey recall	3.81	4.10	18.78	6.45	-9.50*	<.001	2.77
11								
12								
13								
14	Rey delayed recall	3.03	3.57	18.84	6.51	-10.52*	<.001	3.01
15								
16								
17	Naming	17.13	6.01	23.31	3.51	-4.38*	<.001	1.26
18								
19								
20	AMI semantic	52.03	8.68	59.71	3.03	-3.42	.003	1.18
21								
22								
23	AMI episodic	17.50	5.13	23.62	2.58	-4.47*	<.001	1.51
24								
25								
26								
27	EMQ	55.25	26.45	49.31	30.14	.660	.513	0.21
28								
29								
30								
31	<i>Well-being scales</i>							
32								
33								
34	PANAS positive	32.88	5.56	35.93	5.89	-1.69	.099	0.53
35								
36								
37	PANAS negative	16.63	5.73	16.96	6.71	-.168	.867	0.05
38								
39								
40	SWLS	26.63	6.05	24.03	8.05	1.12	.268	0.37
41								
42								
43	LOT-R	14.60	3.23	16.21	4.37	-1.26	.216	0.42
44								
45								
46								
47	HADS	7.19	4.17	9.31	4.80	-1.49	.145	0.47
48								
49								

Note. LM = Logical memory; MOCA = Montreal Cognitive Assessment; AMI = Autobiographical memory interview; EMQ = Everyday memory questionnaire; PWB = Psychological well-being; PANAS = Positive and Negative Affect Schedule; SWLS = Satisfaction with Life Scale; LOT-R = Life Orientation Test-Revised; HADS = Hospital Anxiety and Depression Scale (total score used). Degrees of freedom = 43 for all measures apart from PANAS positive ($df = 42$), PANAS negative ($df = 41$), and LOT-R ($df = 42$). * $p < .002$ (Bonferroni correction for multiple comparisons).

1
2
3
4
5
6
7
8
9
10
11
12
13
14
15
16
17
18
19
20
21
22
23
24
25
26
27
28
29
30
31
32
33
34
35
36
37
38
39
40
41
42
43
44
45
46
47
48
49
50
51
52
53
54
55
56
57
58
59
60
61
62
63
64
65

Cognitive function was measured using a battery of tasks. Vocabulary was assessed using a sub-test of the WAIS-R (Wechsler, 1981), and fluency by the number of animals (category) and words beginning with 'F' (letter) generated in one minute (Tombaugh, Kozak, & Rees, 1999). The Autobiographical Memory Interview (AMI; Kopelman et al., 1989) assessed episodic and semantic autobiographical memory, the Logical Memory Test (LMT; subtest of Wechsler Memory Scale 3rd edition, Wechsler, 1997) assessed recall and recognition for narrative memory, the Rey-Osterrieth Complex Figure Test (Osterrieth, 1944; Rey, 1941) assessed visuospatial memory, the Graded Naming Test (GNT; McKenna & Warrington, 1983) measured semantic memory for object names, and the Everyday Memory Questionnaire (EMQ; Sunderland, Harris & Gleave, 1984) was a self-report measure of day-to-day memory problems.^v

Mood and well-being were assessed using the Positive and Negative Affect Schedule (PANAS; Watson et al., 1988), Satisfaction with Life Scale (SWLS; Diener et al., 1985), Life Orientation Test-Revised Optimism Scale (LOT-R; Scheier, Carver, & Bridges, 1994), and Hospital Depression and Anxiety Scale (HADS; Zigmond & Snaith, 1983). For details of participant characteristics see Table 1.

In summary, there were no significant differences between control and AD groups' well-being scores or self-reported memory problems (i.e. EMQ score). We found expected differences in the cognitive battery, with the control group performing better than AD patients on all measures, in line with the characteristic cognitive profile in AD. Consistent with AD criteria, patients were impaired on measures of fluency, episodic and semantic memory, and narrative and visuospatial memory, with impaired overall global function as per the MOCA.

2.2 Materials and Procedure

All participants completed the IAM task (Rathbone et al., 2008), Categories task, measures of well-being and cognitive battery (described above) in two lab-based sessions that lasted between 1.5 and 2 hours each. Session 1 comprised the IAM and Categories Task and session 2 the cognitive battery

1 and well-being scales. No part of the study procedures or analyses were pre-registered prior to the
2 research being conducted.
3

4 5 2.2.1 IAM Task 6

7
8 Participants verbally generated up to ten 'I am' statements (i.e. self-images). There was no time
9 limit for this part of the task, but participants were instructed that it would take approximately 5
10 minutes. Once at least three 'I am' statements had been generated, participants were prompted
11 only once if they were unable to generate more (prompt: "*Are you sure you can't think of any more?*
12 *They can be about anything that reflects who you are – hobbies, your personality, about your*
13 *relationships with other people.*"). After 'I am' statement generation, participants selected their two
14 most important statements as cues for up to five specific autobiographical memories per statement
15 (generating up to 10 memories in total). All memories were dated for age at event, and rated on an
16 11-point scale for emotional valence (-5 = very negative, +5 = very positive), personal significance (0
17 = not at all personally significant, 10 = very personally significant), vividness (0 = not at all vivid, 10 =
18 very vivid), and rehearsal (0 = never think about it, 10 = think about it all the time). Episodic
19 specificity ratings were collected in two ways. Participants were provided with standardised
20 Remember/Know/Guess definitions (Gardiner, 1988) and asked to rate whether each memory was
21 something they remembered (R), knew (K) or guessed (G). All responses rated as R were probed for
22 episodic details, and were rated as Justified Remember (JR) if such details were provided (e.g. Piolino
23 et al., 2003). Episodic specificity was also measured by the researcher using a 0 to 4 scale (Baddeley
24 & Wilson, 1986), in which 4 = a specific event with details and situated in time and space, 3 = a
25 specific event without any detail but situated in time and space, 2 = a repeated or extended event
26 situated in time and space, 1 = a repeated or extended event not situated in time and space, and 0 =
27 no memory given / only general information about the topic.
28
29
30
31
32
33
34
35
36
37
38
39
40
41
42
43
44
45
46
47
48
49
50
51
52
53
54
55
56

57 All self-images were rated by the participant for age of self-emergence (i.e. age when each self-
58 image first became part of a participant's identity), emotional valence (-5 = very negative, +5 = very
59
60
61
62
63
64
65

1 positive), and importance (0 = not at all important, 10 = very important). All self-images were coded
 2 by CJR according to Rhee et al.'s (1995) self-description coding scheme. Three identity scores were
 3
 4 calculated (e.g. Addis & Tippett, 2004; Rhee et al., 1995): identity strength (number of self-images
 5
 6 generated, up to a maximum of 10), identity complexity (number of different identity categories
 7
 8 sampled e.g. traits, social identities, physical descriptions, up to a maximum of eight), and identity
 9
 10 quality (proportion of self-images coded as abstract e.g., traits or emotional states).
 11
 12

13 2.2.2 Categories Task

14
 15 Participants generated up to five memories cued by the word 'journey' and five cued by 'an event
 16
 17 linked with another person' (based on cues in the TEMPau task; Piolino, Desgranges & Eustache,
 18
 19 2009). As in the IAM Task, participants were explicitly asked to generate five memories for each of
 20
 21 the two cues. These ten memories were rated by the participant and CJR using the same scales as
 22
 23 for the IAM Task and were generated using identical instructions: *It is very important that the*
 24
 25 *memory is of a specific event that you can bring to mind, lasting minutes or hours, but no longer than*
 26
 27 *a day. As I just mentioned, the memory should be at least 1 year old.* The order of the Categories
 28
 29 Task and IAM Task was counterbalanced.
 30
 31
 32
 33
 34
 35
 36
 37

38 3. Results

39 40 41 3.1 Self-image analysis

42
 43 Our first aim was to examine the features of self-images and self-supporting memories in AD.
 44
 45 Participants produced between 3 and 10 self-images out of a possible 10 (AD group range = 3 to 10;
 46
 47 control group range = 4 to 10). Table 2 shows participants' mean ratings for self-image emotional
 48
 49 valence, importance, age of self-emergence and mean measures of identity strength (the number of
 50
 51 selves generated), complexity and quality.
 52
 53
 54
 55
 56

57 Table 2: Mean ratings for self-image ratings and identity scores
 58
 59
 60
 61
 62
 63
 64
 65

Measure	AD group		Control group		<i>t</i>	<i>p</i>	Cohen's <i>d</i>
	<i>M</i>	<i>SD</i>	<i>M</i>	<i>SD</i>			
Self emotional valence	3.65	1.74	2.67	1.51	1.98	.054	0.60
Self importance	8.05	1.72	7.41	1.37	1.36	.181	0.41
Age of self-emergence	28.90	12.86	26.50	10.61	.673	.504	0.20
Identity strength	7.31	2.24	9.69	1.17	-3.95*	.001	1.33
Identity complexity	3.00	.97	3.28	.80	-1.03	.309	0.31
Identity quality	.11	.16	.33	.30	-3.34*	.002	0.92

Note. Self emotional valence, self importance and age of self-emergence were calculated based on participants' mean self-image ratings for all self-images generated; these means were used to calculate group means. Measures of Identity strength, complexity and quality were scored for each participant and used to calculate group mean scores. Degrees of freedom = 43 for all measures. **p* <.008.

As the analysis in Table 2 involved six comparisons, the adjusted cut-off for significance was *p* <.008. The only scores to differ between AD and control groups were identity strength (i.e. number of self-images generated) and identity quality (i.e. proportion of abstract statements generated). These results suggest that the AD and control groups rated their self-images similarly for emotional valence and importance, dated them as emerging at a similar age, and sampled an equivalent number of identity categories (i.e. identity complexity). AD patients generated significantly fewer self-images compared to controls and a significantly smaller proportion of the AD group's self-images were rated as abstract (e.g. trait-linked) identities.^{vi}

3.2 Phenomenological features of self-supporting memories

Participants produced between 3 and 10 memories out of a possible 10 (AD group range = 3 to 10; control group range = 7 to 10). To compare the mean ratings of self-supporting memories generated by AD and control groups, a series of independent samples *t*-tests were conducted on the eight memory measures shown in Table 3.

Table 3: Mean number of memories generated and ratings for self-supporting memories

Measure	AD group		Control group		<i>t</i>	<i>p</i>	Cohen's <i>d</i>
	<i>M</i>	<i>SD</i>	<i>M</i>	<i>SD</i>			
Memories generated	7.00	2.66	9.86	.58	-4.25*	.001	1.49
Emotional valence	3.34	1.51	1.97	1.45	2.99*	.005	0.93
Personal significance	6.94	1.62	6.01	2.02	1.58	.122	0.51
Vividness	6.67	2.26	6.77	1.92	-.15	.878	0.05
Rehearsal	3.38	1.88	2.58	1.31	1.52	.143	0.49
Age at event	40.36	14.60	42.76	9.97	-.65	.518	0.19
Episodic specificity	2.72	.75	3.52	.44	-4.52*	<.001	1.30
Proportion JR	.57	.28	.83	.19	-3.67*	.001	1.09

Note. Emotional valence rated -5 (very negative) to +5 very positive); personal significance, vividness and rehearsal all rated 0 (minimum) to 10 (maximum); age at event given in years; episodic specificity = score between 0 (minimum) and 4 (maximum, e.g. Baddeley and Wilson, 1986); proportion JR = proportion of memories generated rated as justified remember (i.e. containing episodic details, e.g. Piolino et al., 2003). Degrees of freedom = 43 for all measures. **p* <.006.

1 These results indicate that there was no significant difference between AD and control groups on
2 ratings of personal significance, vividness, rehearsal or age at event. Correcting for multiple
3
4 comparisons (with adjusted significance cut-off $p = .006$), the AD group generated fewer memories
5
6 than controls, rated their memories as more positive, and their memories were less episodic in
7
8 terms of both subjective (proportion rated justified remember) and more objective (episodic
9
10 specificity scores) measures.
11
12

13 **3.3 Organization of self-supporting memories**

14
15
16
17
18 The second aim of this study was to examine the organisation of self-supporting memories in AD.

19
20 Previous work has shown that memories that support the self are distributed in a temporal cluster
21
22 (e.g. Rathbone et al., 2008; 2009; 2011), forming a scaffold for self-knowledge. This study is the first
23
24 to examine whether this organisation exists in AD. In order to explore the distribution of self-
25
26 supporting memories, each dated memory was converted to an age relative to the participant-
27
28 selected age of self-emergence for each self-image (e.g. Rathbone et al., 2008). Thus, all memories
29
30 were given either a positive score (occurring after self-emergence for the relevant self-image) or a
31
32 negative score (occurring before self-emergence for that self-image), or 0 if they occurred in the
33
34 same year as the age of self-emergence. For example, for the self-image 'I am a father' which
35
36 emerged at 35, a memory of looking after a daughter with chicken pox aged 40 would be
37
38 reformulated as 5. To analyse these data, they were split into 10 bins: (< -24, -24 to -15, -14 to -5, -4
39
40 to 5, 6 to 15, 16 to 25, 26 to 35, 36 to 45, 46 to 55, > 55). Figure 1 shows the mean frequency of
41
42
43
44
45
46
47 memories generated across bins in each group.
48
49
50
51
52
53
54
55
56
57
58
59
60
61
62
63
64
65

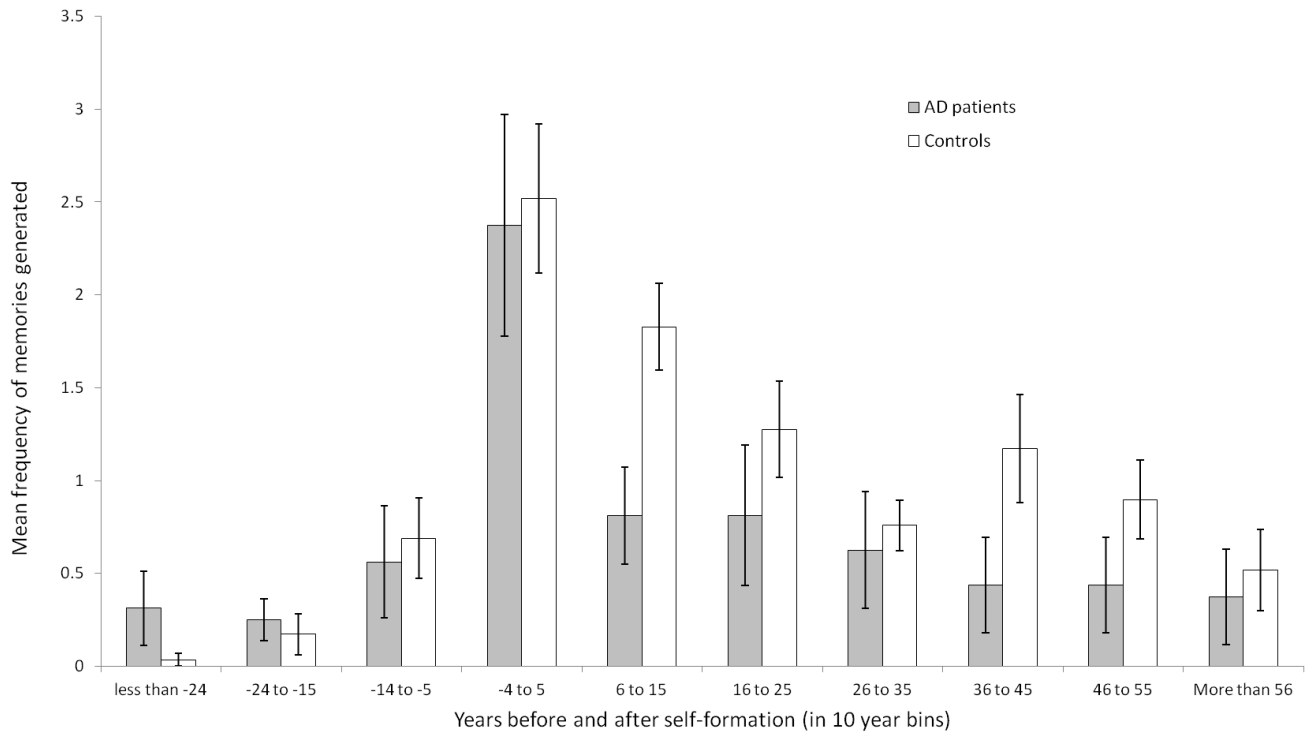


Figure 1: Mean frequency of memories in 10 year bins around self-formation in AD patients and controls (error bars show standard error)

Figure 1 shows a clear centering of memories around the bin of self-emergence (4 years before to 5 years after self-emergence) in both the AD group and controls. A mixed ANOVA comparing memory distributions (i.e. frequency of memories in each of the 10 bins) with group as a between subjects factor revealed a main effect of bin ($F(9, 387) = 10.46, p < .001, \text{partial } \eta^2 = .20$), a main effect of group ($F(1,43) = 31.46, p < .001, \text{partial } \eta^2 = .42$), and no group x bin interaction ($F < 1$). Bonferroni-corrected pairwise comparisons showed that the bin of central interest, -4 to +5 years around self-emergence, was associated with a significantly higher frequency of memories compared to six of the nine other bins.^{vii} As Figure 1 demonstrates, for both groups the bin associated with self-emergence is associated with the highest frequency of memories. When examined proportionally, this central bin comprises 26% of control group memories and 32% of AD group memories respectively.^{viii}

3.4 Relationship between self and memory

1
2
3 Having established that self-supporting memories are distributed in similar ways in both control and
4
5 AD groups, we carried out further analyses to explore potential mechanisms underlying this
6
7 organisation. The AD group produced significantly fewer self-supporting memories than controls,
8
9 and these were significantly less episodic, as measured by both JR rating and episodic specificity
10
11 score. However, as shown in Figure 1, the AD group's memories are organised in a similar way to
12
13 controls', with the highest proportion of memories dated in the period of identity formation (i.e. bin
14
15 -4 to 5 years around self-emergence). This suggests that the memories that remain accessible in AD
16
17 are those that are important to the self. To test the idea that memories dated closest to periods of
18
19 self-emergence are phenomenologically distinct, we examined whether memories dated closest to
20
21 self-emergence were rated as more personally significant, vivid, rehearsed or positive.
22
23
24
25

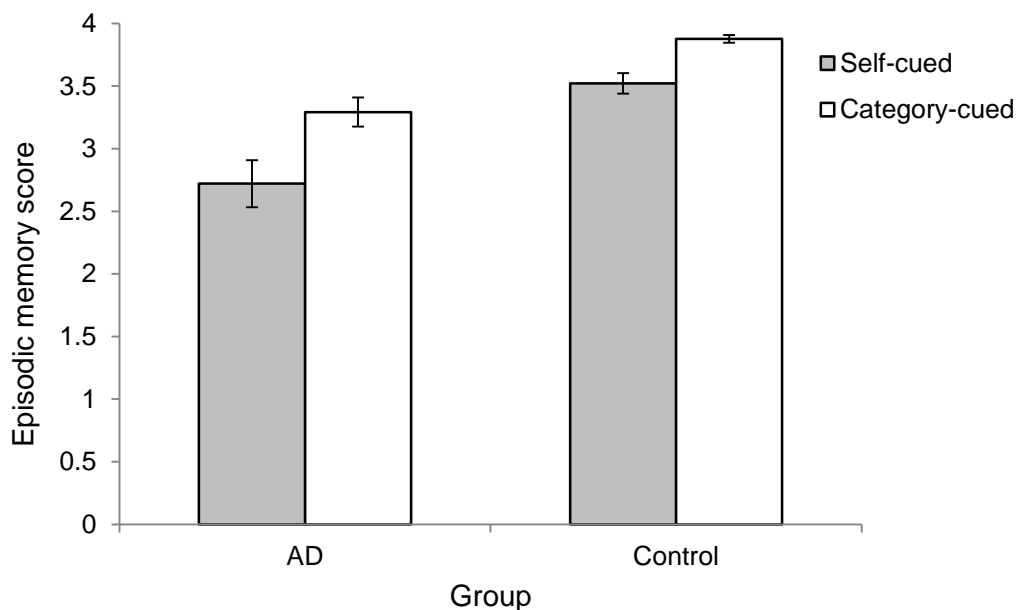
26
27 As there were no significant differences between AD and control group memory ratings for personal
28
29 significance, vividness or rehearsal, these measures were examined for both groups combined (i.e.
30
31 on all 398 memories generated in total) in relation to unsigned distance in years from self
32
33 emergence. To correct for multiple correlations, a significance cut-off of 0.017 was used. There was
34
35 a significant negative correlation between unsigned distance from self-emergence and personal
36
37 significance ($R[398] = -.16, p = .002$), suggesting that memories dated closest to self-emergence are
38
39 rated as more personally significant. There was no significant relationship between unsigned
40
41 distance and vividness ($R[398] = -.08, p = .138$) or rehearsal ($R[398] = .07, p = .17$). As the AD group's
42
43 ratings for memory emotional valence were significantly higher than controls, the relationship
44
45 between unsigned distance from self emergence and emotional valence was analysed in each group
46
47 separately. In the control group there was a significant negative correlation between unsigned
48
49 distance from self-emergence and memory emotional valence ($R[286] = -.18, p = .003$), but this
50
51 relationship was not significant in the AD group ($R[112] = .02, p = .809$). A Fisher's r -to- z
52
53 transformation showed no significant differences between these correlations for AD and control
54
55
56
57
58
59
60
61
62
63
64
65

groups ($z = -1.79, p = .073$, two-tailed), suggesting the AD group showed a similar pattern to controls but was potentially under-powered for this analysis.

3.5 Self-supporting memories compared to category-cued memories

The final aim of this study was to compare the episodic specificity of self-supporting memories compared to those that were less self-related (i.e. category-cued memories). The mean number of self-cued memories generated in each group is shown in the top line of Table 3. For category-cues, again the AD group generated fewer memories ($M = 8.25, SD = 2.41$) compared to controls, who all generated 10 memories. The AD group mean was significantly lower than 10 ($t[15] = -2.91, p = .011$). There was no significant difference between the number of memories generated to category cues versus self-cues within the AD ($p = .13$) or control group ($p = .21$).

The following analysis was based on mean group episodic specificity scores and proportion JR scores for self-cued memories compared to category-cued memories. Figure 2 shows mean episodic specificity scores (upper panel) and proportion JR scores (lower panel) for both AD and control groups.



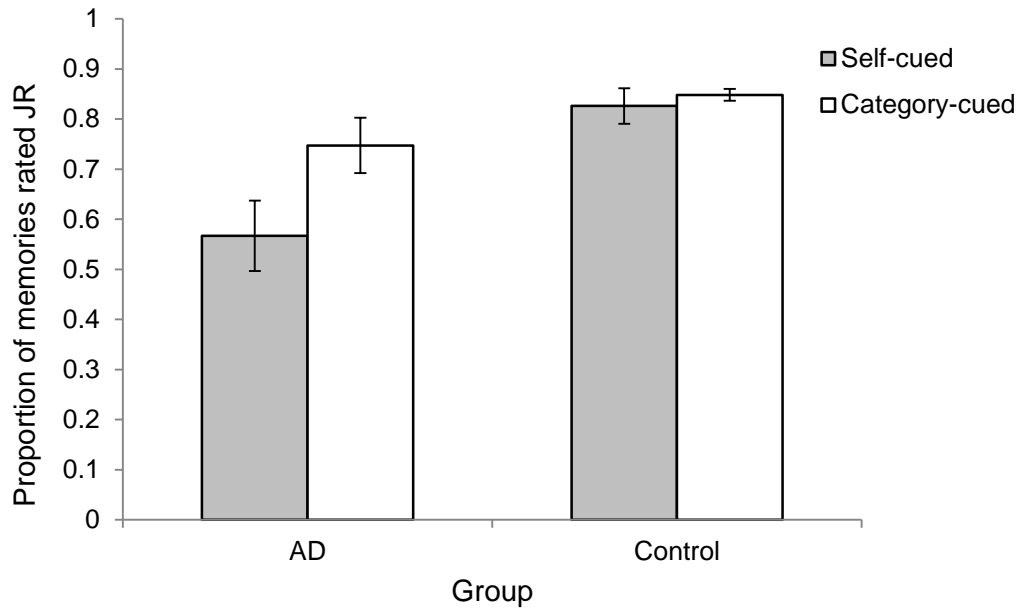


Figure 2: Mean episodic specificity scores (upper panel) and proportion JR scores (lower panel) for AD patients and controls according to type of memory cue (error bars show standard error)

These scores were analysed using mixed ANOVAs comparing group (AD and control) and task (self-cued and category-cued). For episodic specificity scores there was a main effect of group ($F[1, 43] = 39.83, p < .001, \text{partial } \eta^2 = .48$), a main effect of task ($F[1, 43] = 26.16, p < .001, \text{partial } \eta^2 = .38$) and no group x task interaction ($F[1, 43] = 1.43, p = .24, \text{partial } \eta^2 = .03$). This shows that the control group's memories were generally rated as more episodic compared to the AD group and that, for both groups, the category-cue task produced memories that were rated higher for episodic specificity compared to the self-image task.

To examine whether lower specificity scores in the AD group were driven by less detailed episodic memories (scored 3) or semantic memories (scored 0-2) the proportion of memories scored 0-2 in each group was analysed for self-cued and category-cued memories. For self-cued memories, the AD group generated a significantly higher proportion of memories scored 0-2 ($M = .42, SD = .24$) compared to controls ($M = .16, SD = .17$) $t(43) = 4.25, p < .001, d = 1.25$. Similarly, for category-cued

1 memories the AD group generated a significantly higher proportion of memories scored 0-2 ($M =$
 2 $.26, SD = .19$) compared to controls ($M = .04, SD = .06$) $t(43) = 5.82, p < .001, d = 1.56$. Thus, the AD
 3
 4 group generated more memories that were semantic, not simply memories that were less
 5
 6 episodically detailed, compared to controls. Paired sample t-tests show that a significantly higher
 7
 8 proportion of self-cued memories were scored 0-2 compared to category-cued memories in both the
 9
 10 AD group ($t(15) = 2.61, p = .02, d = 0.76$) and control group ($t(28) = 3.64, p = .001, d = 0.93$).
 11
 12

13
 14 For proportion JR scores, there was a main effect of group ($F[1, 43] = 14.88, p < .001, \text{partial } \eta^2 = .26$),
 15
 16 a main effect of task ($F[1, 43] = 8.13, p = .007, \text{partial } \eta^2 = .16$) and a significant group x task
 17
 18 interaction ($F[1, 43] = 4.95, p = .031, \text{partial } \eta^2 = .10$). This shows that, again, the control group
 19
 20 generated more specific memories (i.e. a higher proportion rated as 'justified remembered')
 21
 22 compared to the AD group and that the category-cue task generated a higher proportion of JR-rated
 23
 24 memories than the self-image task. The interaction suggests that the effect of task differed for AD
 25
 26 patients compared to controls. Post hoc *t*-tests show there was no significant difference between
 27
 28 groups' proportion JR scores when the task involved generating memories to category cues
 29
 30 ($t[16.38] = -1.79, p = .09$) but that in the self-image cued task AD patients generated a significantly
 31
 32 lower proportion of JR-rated memories compared to control participants ($t[43] = -3.67, p = .001, d =$
 33
 34 1.08). Thus, results using both measures of episodic specificity show that all participants tended to
 35
 36 generate less episodically rich memories to self-image cues compared to category-cues. This effect
 37
 38 was particularly pronounced for AD patients, as their proportion JR scores were only significantly
 39
 40 lower than those of controls when generating memories to self-image cues.
 41
 42
 43
 44
 45
 46
 47
 48

49 In order to eliminate alternative interpretations of these findings, we carried out additional analyses
 50
 51 on the mean age at event for category cued and self-cued memories. In both groups the mean age
 52
 53 at event was younger (i.e. more distant) for category-cued, compared to self-cued memories
 54
 55 (Controls self-cued mean memory age = 42.76 ($SD = 9.97$), Controls category-cued mean memory
 56
 57 age = 38.04 ($SD = 10.63$); AD self-cued mean memory age = 40.36 ($SD = 14.60$), AD category-cued
 58
 59
 60
 61
 62
 63
 64
 65

1 mean memory age = 32.56 ($SD = 11.08$)). Paired sample t-tests showed no significant difference in
2 age at event for memories cued by self-images compared to category cues in the control group
3
4 ($t(28) = -1.78, p = .08$), but indicated that in the AD group memories cued by self-images were
5
6 significantly more recent than those generated to category cues ($t(15) = -2.91, p = .01, d = 0.60$). As
7
8 one would expect more recent memories to have higher, as opposed to lower, ratings of episodic
9
10 specificity, variability in recency scores does not explain the pattern of results found for episodic
11
12 specificity.
13
14
15
16

17 4. Discussion

18
19
20 Our first aim was to examine the phenomenological features of self-images and self-supporting
21
22 memories in AD. As predicted, we found that the AD group generated fewer self-images and fewer,
23
24 less episodic, memories compared to controls. Unexpectedly, and in contrast to Addis and Tippett
25
26 (2004), the AD group generated a significantly lower proportion of abstract (i.e. trait-linked) self-
27
28 images than controls. In other respects, there was little difference between the ratings for self-
29
30 images and self-supporting memories between groups, although the AD group rated their self-
31
32 supporting memories as significantly more emotionally positive than controls.
33
34
35
36

37
38 The second aim of this study was to examine the organisation of self-supporting memories in AD. As
39
40 predicted, the AD group's self-supporting memories were organised in a similar way to the control
41
42 group's memories, with memories most frequently dated around periods of self-emergence. Further
43
44 correlational analyses indicated that memories dated closest to self-emergence were more
45
46 personally significant and, in controls, more positive. These results suggest that autobiographical
47
48 memories are used to scaffold the self, potentially aiding access to salient and positive self-
49
50 knowledge across the lifespan and – in the AD group – in spite of pronounced cognitive deficits.
51
52
53

54
55 Against predictions, there was no significant relationship between distance from self-emergence and
56
57 ratings of memory vividness or rehearsal.
58
59
60
61
62
63
64
65

1 The final aim of this study was to compare the episodic specificity of self-supporting memories
2 compared to those that were less self-related (i.e. category-cued memories). Counter to
3
4 predictions, we found that memories cued by self-images tended to be less episodic compared to
5
6 memories cued by categories, in both AD and control groups. There are a number of possible
7
8 explanations for this finding which are discussed later in this section.
9
10

11
12 First, these findings support previous research suggesting that identity generally remains intact in
13
14 AD, at least in the early stages (e.g. Caddell & Clare, 2010; 2013a). Although there were differences
15
16 in the number and abstract/specific nature of self-images between groups, on all other measures
17
18 the self in AD was similar to in healthy aging. This raises the interesting question of which specific
19
20 aspects of identity are most important for maintaining a self-concept. Notably, in the present study
21
22 the AD group demonstrated similar levels of well-being to controls (as measured by the Satisfaction
23
24 with Life Scale, Positive and Negative Affect Schedule, Life Orientation Test-Revised and Hospital
25
26 Anxiety and Depression Scale). One interpretation of this finding is that the AD group's relatively
27
28 positive outlook indicates an intact and well-functioning sense of self. Thus, generating fewer self-
29
30 images (or self-images that are qualitatively different) is not detrimental to one's identity overall.
31
32 Theoretical models such as that put forward by Klein (2002) suggest that the ability to recall episodic
33
34 memories is not a fundamental requirement for maintaining a sense of self. The results of the
35
36 present study support this view and suggest that an ability to generate a few core semantic facts
37
38 about the self (i.e. self-images) may be a key component of maintaining self-continuity.
39
40
41
42
43
44
45

46
47 Interestingly, self-supporting memories were rated significantly more positively in the AD group
48
49 which may reflect a motivation to self-enhance – a protective mechanism identified in other
50
51 neuropsychological cases of memory impairment (Fotopoulou et al., 2007). As fewer memories are
52
53 accessible overall to the AD group, it may be that more peripheral memories are lost whilst those
54
55 that are most important and self-enhancing remain. This proposal is supported by the correlational
56
57 results showing that memories closest to periods of identity formation (i.e. self-emergence) were
58
59
60
61
62
63
64
65

1 more personally significant and, in controls, more positive. These correlational results should be
2 interpreted with a degree of caution, as it is likely that the rating scales used are not independent of
3 each other (i.e. memories that are more personally significant are likely to be more positive and
4 more vivid). However it is important to note that our main focus is on how these Likert variables
5 relate to distance from self-emergence, rather than to each other. This distance variable (based on a
6 calculation using two separate dates) is likely to be independent enough from the Likert scale
7 variables (e.g. personal significance) to be worthy of examination.
8
9
10
11
12
13
14
15
16

17 The temporal clustering of memories around identity formation is proposed to demonstrate the
18 organisation of memories to support self-knowledge. In line with Conway's (2005) bi-directional
19 model of self and memory, this scaffolding process may work both ways. Thus, whilst memories may
20 be organised (i.e. be particularly accessible) around self-images, these same self-images may in turn
21 activate and organise sets of relevant memories. (The findings in the current study do not allow
22 inferences about the direction of the relationship between self-knowledge and memories.) The idea
23 that self-images form a scaffold for memories is supported by the semantic scaffolding hypothesis,
24 which posits that the ability to construct memories and imagined future events requires a scaffold or
25 framework of semantic knowledge – a proposal supported by the finding that patients with semantic
26 dementia show deficits when constructing novel future events (Irish et al., 2012). Here we suggest
27 that semantic knowledge about the self forms a temporal and thematic scaffold for semantic and
28 episodic autobiographical memories, in line with others who have proposed that people use
29 semanticised life story chapters (e.g., working at a particular university) to organise autobiographical
30 retrieval and shape a narrative life story (Thomsen, 2009; Thomsen, Pillemer & Ivcevic, 2011). This
31 finding also reflects the increase in memories sampled from the start and end of life-story chapters
32 (an 'end-point effect' identified by Thomsen & Berntsen, 2005), which may reflect narrative
33 processes that support semantic continuity and a coherent identity (Prebble et al., 2013).
34
35
36
37
38
39
40
41
42
43
44
45
46
47
48
49
50
51
52
53
54
55
56
57
58
59
60
61
62
63
64
65

1
2
3
4
5
6
7
8
9
10
11
12
13
14
15
16
17
18
19
20
21
22
23
24
25
26
27
28
29
30
31
32
33
34
35
36
37
38
39
40
41
42
43
44
45
46
47
48
49
50
51
52
53
54
55
56
57
58
59
60
61
62
63
64
65

Prebble and colleagues (Addis & Tippett, 2008; Prebble, Addis and Tippett, 2013; Tippett, Prebble and Addis, 2018) propose that narrative continuity of identity may be supported by semantic autobiographical memory, such that even those with severe episodic deficits are able to experience a coherent sense of self through time if their semantic facts are organised into a coherent life story. The results of the present study are relevant to this proposal, as they demonstrate clear self-related memory organisation in dementia, in memories that are rated as more semantic in nature. This study is the first to show that this form of self-related memory organisation remains intact in AD, in contrast to other self-related memory processes, such as the self-reference effect, which are impaired in this group (Genon et al., 2014; Wong et al., 2017).

Against predictions, in both AD and healthy aging, memories cued by self-images were more semantic in nature than those cued by less self-relevant cues. In the AD group this effect was particularly pronounced. This finding supports previous work that has emphasised the important role of semantic memory in supporting the self (e.g. Grilli, 2017; Haslam et al., 2011; Klein et al., 2002) and reflects the idea that self-knowledge comes in many forms (e.g. Klein, 2012) and not all require episodic memory.

In fact, we also replicated this effect with a younger adult cohort who completed the categories and IAM tasks during a separate study (Rathbone et al., 2015). These results are presented in the supplementary material. This indicates that using semantic memories to support the self is not simply an aging effect, or associated with a general tendency to generate semantic rather than episodic memories. These findings support the idea that the self is a semantic structure, indexing access to hierarchies of semantic memories that scaffold the self (Conway, 2005). Indeed, recent work in the emerging field of personal semantics, defined as semantic knowledge of one's past (Renoult et al., 2012; 2016), is beginning to uncover the ways in which personally relevant semantic information might differ from both episodic autobiographical memory and more general semantic

1 memory. We propose that future work is needed to provide a better understanding of the role of
2 personal semantics in supporting self and well-being across the lifespan and in clinical groups.
3

4
5 The present findings also contrast with previous work in AD that has emphasised the role of episodic
6 memory in relation to the self. For example, El Haj and Antoine (2017) found that memories with
7 higher ratings of episodic specificity were generated following a self-image generation task
8 compared to a text reading task. However, there are a number of key differences between the
9 present study and that conducted by El Haj and Antoine. First, whilst we used self-images as memory
10 cues, El Haj and Antoine used self-image generation as a priming task to activate the self (compared
11 to a text reading control task), and then instructed participants after both tasks to 'recount in detail
12 an event in your life.' Because the control condition in El Haj and Antoine's study did not involve
13 memory or the self, it is difficult to know whether it is the self-related nature of generating 'I am'
14 statements that enhanced episodic specificity, or some other feature of producing verbal statements
15 as opposed to reading a text. In addition, we sampled up to 10 memories per condition per
16 participant, whereas El Haj and Antoine sampled one. Nevertheless, these contrasting findings
17 suggest that this area requires further investigation.
18
19
20
21
22
23
24
25
26
27
28
29
30
31
32
33
34
35
36

37 A further possibility is that some other factor, unrelated to self-relevance, led to differences in
38 episodic specificity for the category and self-related cues. Across a series of experiments, Uzer, Lee
39 and Brown (2012) found that participants demonstrated slower autobiographical retrieval when
40 cued with emotion words compared to object words, consistent with other studies that suggest
41 memories are organised around concrete rather than abstract concepts (e.g. Larsen & Plunkett,
42 1987; Robinson, 1976). In the present study, the categories 'journey' and 'another person' were
43 relatively non-emotional, concrete cues. Similarly, the self-image cues used were generally concrete
44 (i.e. specific) in nature (referring to roles or hobbies such as being a husband, a retired mechanic, or
45 a keen gardener). The identity quality measure employed showed that only 11% (AD group) and 33%
46 (control group) of self-images were coded as abstract (i.e., traits or emotional states). Thus, it is
47
48
49
50
51
52
53
54
55
56
57
58
59
60
61
62
63
64
65

1 unlikely that the pattern of results was due to differences in the concreteness of the cues used in the
2 two tasks.
3

4
5 These results have important clinical implications as they suggest a new framework for
6
7 understanding which memories are most resilient in dementia. Dementia charities often explain
8
9 memory loss to the general public though the bookshelf model of memory storage. This is the idea
10
11 that, in dementia, the most recent memories (on the highest shelves of the bookcase) are lost first,
12
13 with those from early adulthood and childhood (on the lowest shelves) persisting the longest.
14
15 Although there is support in the literature for the resilience of memories from early adulthood
16
17 compared to the more recent past (e.g. Addis & Tippett, 2004; Greene et al., 1995; Sagar et al.,
18
19 1988) the pattern of memory loss in dementia is more complex than a simple temporal gradient.
20
21 Indeed, whilst Greene et al. (1995) demonstrated a temporal gradient for episodic but not semantic
22
23 memory, other studies report the opposite finding: a temporal gradient for semantic but not
24
25 episodic memory (e.g. Addis & Tippett, 2004; Piolino et al., 2003). The results of the present study
26
27 suggest that perhaps it is those memories that are most central to the self that persist the longest,
28
29 rather than memories from early adulthood per se – a pattern that has been proposed previously in
30
31 healthy adults (Rathbone et al., 2008). This suggestion is supported by data from Fromholt and
32
33 Larsen (1991) who did not find evidence of selective preservation of memories from early adulthood
34
35 in dementia, but instead noted that transitional or landmark events tended to be better preserved
36
37 compared to non-transitional events. Of note, heightened retrieval for events from early adulthood,
38
39 which is shown very robustly by the 'reminiscence bump' effect (Rubin, Rahaal & Poon, 1998), may
40
41 be related to the fact this period consists of many transitional events that are highly self-relevant
42
43 (Fitzgerald, 1988; Rathbone et al., 2008). Thus, it is possible that many studies showing a relative
44
45 sparing of early memories in dementia are simply reflecting the preservation of highly self-relevant
46
47 memories.
48
49
50
51
52
53
54
55
56
57
58
59
60
61
62
63
64
65

1 One of the most novel aspects of this study was its attempt to compare the episodic specificity of
2 self-relevant and less self-relevant autobiographical memories, in essence creating a control
3
4 condition cue to allow comparison with self-supporting memories. However, it is acknowledged that
5
6 it is inherently difficult to examine non-self-related (or less-self-related) autobiographical memories
7
8 – which are all, by definition, self-related. Nevertheless, the experimental design generated a robust
9
10 effect in three very different groups of participants (AD patients and older adults in the current
11
12 study, and young adults in Rathbone et al., 2015), suggesting that the cue manipulation was
13
14 successful at indexing different types of memories. Future studies employing this methodology
15
16 would benefit from inclusion of a historical events dating task, to elucidate whether temporal
17
18 organisation is intact for both public and private knowledge and ascertain whether patients' dating
19
20 is reliable.
21
22
23
24
25

26 Following a systematic review, Caddell and Clare (2011a) stressed the need for evidence-based
27
28 interventions to support self and identity in dementia, as few studies to date included formal
29
30 outcome measures (see also Caddell & Clare, 2011b). The present study could be used to guide more
31
32 structured reminiscence therapy and inform the development of future interventions, as results
33
34 suggest that identity can be maintained in AD by structuring retrieval around periods that are
35
36 important to the self. Rather than this being young adulthood per se, the lifetime periods that are
37
38 most self-relevant will depend on the individual. For some people this might be their marriage and
39
40 memories of their wedding day. For others it might have been a period in a particular job, living in a
41
42 new city, or on a certain holiday. Recognising the need for person-centred care (Kitwood, 1997), the
43
44 most effective interventions are likely to be tailored to the individual and could potentially use 'I am'
45
46 statements as a starting point for reminiscence work. In this way, therapeutic interventions could
47
48 involve accessing the memories that are most important for that person. As demonstrated in this
49
50 study, using self-images to cue memories is unlikely to boost episodic recollection, but it is likely to
51
52 generate a set of positively valenced semantic memories that may form an important scaffold for
53
54 identity.
55
56
57
58
59
60
61
62
63
64
65

1 Whilst using self-images to cue memories is one potential approach for reminiscence therapy, the
2 reverse approach (using memories to cue self-images) may also be of benefit. Activating significant
3 autobiographical memories may strengthen identity, in line with the bidirectional model of self and
4 memory proposed by Conway (2005). For example, in later stages of AD when 'I am' statements
5 cannot be elicited, it might be possible to build on knowledge and memories that are accessible to
6 support identity. Thus, someone repeatedly asking for their husband to visit would demonstrate that
7 the knowledge of being married is still accessible, and that the identity of being a wife is still
8 important to that person. In summary, whilst these findings suggest that the self is maintained in the
9 early stages of AD, we suggest that self-based reminiscence could be of benefit in later stages of the
10 disease when cognitive decline poses a greater threat to self-integrity.

11 It is important to note that the patients sampled were not at an advanced stage of AD (MOCA scores
12 ranged from 12-25, Mean = 17.63), a requirement due to the length and relative complexity of some
13 of the tasks used. However, interventions are likely to be more successful at earlier stages of disease
14 progression when there is less brain atrophy, more cognitive ability and fewer behavioural changes.
15 Apathy and mood disorder more commonly found in later stages of AD (Nobis & Husain, 2018)
16 would likely impact on the effectiveness of interventions. On the other hand, as Clare et al. (2013)
17 suggest, it may be in the later stages of dementia that interventions based on supporting self
18 concept will have the largest benefits for improving quality of life. Thus, whilst these findings are
19 relevant to this stage of AD, future work should explore parallel but adapted methods in later stages
20 of disease progression.

21 **4.1 Conclusions**

22 To conclude, we found that the self in AD is relatively intact and equivalent to that of healthy older
23 adults. Although fewer self-images and self-supporting memories were generated by the AD group,
24 they exhibited similar self-related clustering to controls, supporting a coherent life narrative and
25 scaffolding self-knowledge. In both AD and healthy older adults, self-images cued less episodic
26

1 memories compared to a control task cue, which lends further support to the idea that semantic
2 autobiographical memories play a fundamental role in supporting the self. This work suggests that
3
4 memory loss and cognitive decline do not necessarily lead to lower levels of well-being or less
5
6 positive views of the self – in fact, our AD patients rated their self-supporting memories more
7
8 positively than controls. In spite of pronounced autobiographical memory deficits and general
9
10 cognitive decline, identity can be supported by a small number of factual memories that provide a
11
12 scaffold for the self. These self-supporting memories may be particularly resistant to the effects of
13
14 AD and could provide tools for more structured forms of reminiscence therapy.
15
16
17
18
19
20
21
22
23
24
25
26
27
28
29
30
31
32
33
34
35
36
37
38
39
40
41
42
43
44
45
46
47
48
49
50
51
52
53
54
55
56
57
58
59
60
61
62
63
64
65

Acknowledgements:

This work was supported by an Economic and Social Research Council (ES/K000918/1) grant awarded to Clare J Rathbone. Chris J A Moulin is supported by the Institut Universitaire de France, Samrah Ahmed is supported by Alzheimer's Research UK, and Christopher R Butler is supported by a Medical Research Council Clinician Scientist Fellowship (MR/K010395/1). Thank you to Sarah Smith and colleagues at the University of Bradford School of Dementia Studies for helpful discussions around AM and identity in AD.

1
2
3
4
5
6
7
8
9
10
11
12
13
14
15
16
17
18
19
20
21
22
23
24
25
26
27
28
29
30
31
32
33
34
35
36
37
38
39
40
41
42
43
44
45
46
47
48
49
50
51
52
53
54
55
56
57
58
59
60
61
62
63
64
65

References

- 1
2 Addis, D. R., & Tippett, L. J. (2004). Memory of myself: autobiographical memory and identity in Alzheimer's
3
4 disease. *Memory*, *12*(1), 56-74.
5
6
- 7 Addis, D. R., & Tippett, L. J. (2008). The contributions of autobiographical memory to the content and
8
9 continuity of self: a social-cognitive neuroscience approach. In F. Sani (Ed.), *Self-Continuity:
10
11 Individual and Collective Perspectives* (pp. 71-84). New York: Psychology Press.
12
13
- 14 Ahmed, S., de Jager, C., & Wilcock, G. (2011). A comparison of screening tools for the assessment of mild
15
16 cognitive impairment: preliminary findings. *Neurocase*, *18*(4), 336-351.
17
18
- 19 Ahmed, S., Irish, M., Loane, C., Baker, I., Husain, M., Thompson, S., Blanco-Duque, C., Mackay, C., Zamboni,
20
21 G., Foxe, D., Hodges, J.R., Piguet, O., & Butler, C. (2018). Association between precuneus volume and
22
23 autobiographical memory impairment in posterior cortical atrophy: Beyond the visual syndrome.
24
25 *Neuroimage Clinical*, *18*, 822-834.
26
27
- 28 Baddeley, A. D., & Wilson, B. (1986). Amnesia, autobiographical memory and confabulation. In D. C. Rubin
29
30 (Ed.), *Autobiographical Memory* (pp. 225–52). Cambridge: Cambridge University Press.
31
32
- 33 Bennouna-Greene, M., Berna, F., Conway, M. A., Rathbone, C. J., Vidailhet, P., & Danion, J. M. (2012). Self-
34
35 images and related autobiographical memories in schizophrenia. *Consciousness and Cognition*, *21*,
36
37 247–257.
38
39
- 40 Berntsen, D. (2009). *Involuntary autobiographical memories. An introduction to the unbidden past*.
41
42 Cambridge, England: Cambridge University Press.
43
44
- 45 Caddell, L. S., & Clare, L. (2010). The impact of dementia on self and identity: A systematic review. *Clinical
46
47 Psychology Review*, *30*(1), 113-126.
48
49
- 50 Caddell, L. S., & Clare, L. (2011a). Interventions supporting self and identity in people with dementia: A
51
52 systematic review. *Aging & Mental Health*, *15*(7), 797-810.
53
54
- 55 Caddell, L. S., & Clare, L. (2013a). A profile of identity in early-stage dementia and a comparison with healthy
56
57 older people. *Aging & Mental Health*, *17*(3), 319-27.
58
59
60
61
62
63
64
65

1 Caddell, L. S., & Clare, L. (2011b) Studying the self in people with dementia: How might we proceed?

2 *Dementia-International Journal of Social Research and Practice*, 12(2), 192-209.

3
4 Caddell, L. S., & Clare, L. (2013b). How does identity relate to cognition and functional abilities in early-stage

5 dementia? *Aging Neuropsychology and Cognition*, 20(1), 1-21.

6
7
8
9 Carson, N., Leach, L., & Murphy, K.J. (2018). A re-examination of Montreal Cognitive Assessment (MoCA)

10 cutoff scores. *International Journal of Geriatric Psychiatry*, 33(2), 379-388.

11
12
13
14 Chessel, Z., Rathbone, C.J., Souchay, C., Charlesworth, L., Moulin, C.J.A. (2014). Autobiographical Memory,

15 Past and Future Events and Self-images in Younger and Older Adults. *Self and Identity*, 13(4), 380-

16
17
18
19 397.

20
21 Chiti, G., & Pantoni, L. (2014). Use of Montreal cognitive assessment in patients with stroke. *Stroke*, 45,

22
23
24 3135–3140.

25
26 Clare, L., Whitaker, C. J., Nelis, S. M., Martyr, A., Markova, I. S., Roth, I., et al. (2013). Self-concept in early

27 stage dementia: profile, course, correlates, predictors and implications for quality of life.

28
29
30
31 *International Journal of Geriatric Psychiatry*, 28(5), 494-503.

32
33 Conway, M.A. (2005). Memory and the self. *Journal of Memory and Language*, 53(4), 594-628.

34
35 Conway, M.A. & Plydell-Pearce, C.W. (2000). The construction of autobiographical memories in the self

36
37
38
39 memory system. *Psychological Review*, 107, 261-288.

40 Conway M.A., Singer J.A., & Tagini A. (2004). The self and autobiographical memory: Correspondence and

41
42
43
44 coherence. *Social Cognition*, 22(5), 491-529.

45 Diener, E., Emmons, R., Larsen, J., & Griffin, S. (1985). The satisfaction with life scale. *Journal of Personality*

46
47
48
49 *Assessment*, 49(1), 71-75.

50 El Haj, M., & Antoine, P. (2017). Describe yourself to improve your autobiographical memory: A study in

51
52
53
54 Alzheimer's disease. *Cortex*, 88, 165-172.

55 El Haj, M., Fasotti, L., & Allain, P. (2012). The involuntary nature of music-evoked autobiographical memories

56
57
58
59
60
61
62
63
64
65 in Alzheimer's disease. *Consciousness & Cognition*, 21(1), 238-46.

- 1 El Haj, M., Antoine, P., Nandrino, J. L., & Kapogiannis, D. (2015). Autobiographical memory decline in
2 Alzheimer's disease, a theoretical and clinical overview. *Ageing Research Reviews*, 23(Pt B), 183-92.
3
- 4 Ernst, A., Gourisse, L., Wauquier, G. & Souchay, C. (2016) Autobiographical memory and the self in a single-
5 case of chronic unilateral spatial neglect. *Neurocase*, 22(3), 276-280.
6
- 7 Eustache, M. L., Laisney, M., Juskenaitė, A., Letortu, O., Platel, H., Eustache, F., et al. (2013). Sense of identity
8 in advanced Alzheimer's dementia: a cognitive dissociation between sameness and selfhood?
9 *Consciousness & Cognition*, 22(4), 1456-1467.
10
- 11 Fargeau, M. N., Jaafari, N., Ragot, S., Houeto, J. L., Pluchon, C., & Gil, R. (2010). Alzheimer's disease and
12 impairment of the Self. *Consciousness & Cognition*, 19(4), 969-976.
13
- 14 Fitzgerald, J.M. (1988). Vivid memories and the reminiscence phenomenon: The role of a self narrative.
15 *Human Development*, 31, 261-273.
16
- 17 Fotopoulou, A., Conway, M. A., Griffiths, P., Birchall, D., & Tyrer, S. (2007). Self-enhancing confabulation:
18 revisiting the motivational hypothesis. *Neurocase*, 13(1), 6-15.
19
- 20 Fromholt, P., & Larsen, S.F. (1991). Autobiographical memory in normal aging and primary degenerative
21 dementia (dementia of Alzheimer type). *Journal of Gerontology*, 46(3), 85-91.
22
- 23 Gardiner, J. M. (1988). Functional aspects of recollective experience. *Memory & Cognition*, 16, 309–313.
24
- 25 Genon, S., Bahri, M. A., Collette, F., Angel, L., d'Argembeau, A., Clarys, D., et al. (2014). Cognitive and
26 neuroimaging evidence of impaired interaction between self and memory in Alzheimer's disease.
27 *Cortex*, 51, 11-24.
28
- 29 Greene, J. D., Hodges, J. R., & Baddeley, A. (1995). Autobiographical memory and executive function in early
30 dementia of Alzheimer type. *Neuropsychologia*, 33(12), 1647-70.
31
- 32 Grilli, M. D. (2017). The association of personal semantic memory to identity representations: Insight into
33 higher-order networks of autobiographical contents. *Memory*, 25,1435-1443.
34
- 35 Grilli, M. D., & Verfaellie, M. (2015). Supporting the self-concept with memory: insight from amnesia. *Social*
36 *Cognitive and Affective Neuroscience*, 10(12), 1684-1692.
37
38
39
40
41
42
43
44
45
46
47
48
49
50
51
52
53
54
55
56
57
58
59
60
61
62
63
64
65

- Harrison, B. E., Therrien, B. A., & Giordani, B. J. (2005). Alzheimer's disease behaviors from past self-identities: an exploration of the memory and cognitive features. *American journal of Alzheimer's disease and other dementias*, 20(4), 248-254.
- Haslam, C., Jetten, J., Haslam, S. A., Pugliese, C., & Tonks, J. (2011). 'I remember therefore I am, and I am therefore I remember': Exploring the contributions of episodic and semantic self-knowledge to strength of identity. *British Journal of Psychology*, 102, 184-203.
- Helman, J. A., German, T. P., Klein, S. B. (2005). Impaired Self-Recognition from Recent Photographs in a Case of Late-Stage Alzheimer's Disease. *Social Cognition*, 23, 118-124.
- Irish, M., Addis, D. R., Hodges, J. R., & Piguet, O. (2012) Considering the role of semantic memory in episodic future thinking: evidence from semantic dementia. *Brain*, 135, 2178-2191.
- Kitwood, T. M., (1997). *Dementia reconsidered: The person comes first*. Buckingham, England: Open University Press.
- Klein, S. B. (2012). The Self and Science: Is It Time for a New Approach to the Study of Human Experience? *Current Directions in Psychological Science*, 21(4), 253-257.
- Klein, S. B., Cosmides, L., & Costabile, K. A. (2003). Preserved Knowledge of Self in a Case of Alzheimer's Dementia. *Social Cognition*, 21(2), 157-165.
- Klein, S. B., & Gangi, C. E. (2010). The multiplicity of self: neuropsychological evidence and its implications for the self as a construct in psychological research. In A. Kingstone & M. B. Miller (Eds.), *Year in Cognitive Neuroscience 2010* (Vol. 1191, pp. 1-15). Malden: Wiley-Blackwell.
- Klein, S. B., Rozendal, K., & Cosmides, L. (2002). A social-cognitive neuroscience analysis of the self. *Social Cognition*, 20(2), 105-135.
- Kopelman, M. D., Wilson, B. A., & Baddeley, A. D. (1989). The autobiographical memory interview - a new assessment of autobiographical and personal semantic memory in amnesic patients. *Journal of Clinical and Experimental Neuropsychology*, 11(5), 724-744.
- Locke, J. (1694/1975). An essay concerning human understanding. In J. Perry (Ed.), *Personal Identity*. Berkeley: University of California Press.

- 1
2 Larsen, S. F., & Plunkett, K. (1987). Remembering experienced and reported events. *Applied Cognitive*
3 *Psychology, 1*(1), 15-26.
- 4
5 Levine, B., Svoboda, E., Hay, J. F., & Winocur, G. (2002). Aging and autobiographical memory: Dissociating
6 episodic from semantic retrieval. *Psychology and Aging, 17*(4), 677-689.
- 7
8
9 Martinelli, P., Anssens, A., Sperduti, M., & Piolino, P. (2013). The influence of normal aging and Alzheimer's
10 disease in autobiographical memory highly related to the self. *Neuropsychology, 27*(1), 69-78.
- 11
12
13
14 McKenna, P., & Warrington, E. K. (1983). *The Graded Naming Test*. Windsor, Berks: NFER-Nelson.
- 15
16 McKhann, G. M., Knopman, D. S., Chertkow, H., Hyman, B. T., Jack, C. R., Kawas, C. H., ... Phelps, C. H. (2011).
17 The diagnosis of dementia due to Alzheimer's disease: Recommendations from the National Institute
18 on Aging-Alzheimer's Association workgroups on diagnostic guidelines for Alzheimer's disease.
19 *Alzheimer's & Dementia : The Journal of the Alzheimer's Association, 7*(3), 263–269.
- 20
21
22
23
24
25 Miles, A. N., Fischer-Mogensen, L., Nielsen, N. H., Hermansen, S., & Berntsen, D. (2013). Turning back the
26 hands of time: Autobiographical memories in dementia cued by a museum setting. *Consciousness &*
27 *Cognition, 22*(3), 1074-1081.
- 28
29
30
31
32 Mograbi, D. C., Brown, R. G., & Morris, R. G. (2009). Anosognosia in Alzheimer's disease - The petrified self.
33 *Consciousness and Cognition, 18*(4), 989-1003.
- 34
35
36
37 Morris, R. G., & Mograbi, D. C. (2013). Anosognosia, autobiographical memory and self knowledge in
38 Alzheimer's disease. *Cortex, 49*(6), 1553-1565.
- 39
40
41
42 Nobis, L. & Husain, M. (2018). Apathy in Alzheimer's disease. *Current Opinion in Behavioral Sciences, 22*, 7-
43 13.
- 44
45
46 Osterrieth, P. A. (1944). Le test de copie d'une figure complexe. *Archives de Psychologie, 30*, 206–356.
- 47
48
49 Piolino, P., Desgranges, B., Belliard, S., Matuszewski, V., Lalevee, C., De La Sayette, V., et al. (2003).
50 Autobiographical memory and auto-noetic consciousness: triple dissociation in neurodegenerative
51 diseases. *Brain, 126*, 2203-2219.
- 52
53
54
55 Piolino, P., Desgranges, B., & Eustache, F. (2009). Episodic autobiographical memories over the course of
56 time: cognitive, neuropsychological and neuroimaging findings. *Neuropsychologia, 47*(11), 2314-29.
- 57
58
59
60
61
62
63
64
65

- 1 Piolino, P., Desgranges, B., & Eustache, F. (2000). *La mémoire autobiographique: Théorie et pratique*.
 2 Marseille, France: Solal.
 3
- 4 Prebble, S. C., Addis, D. R., & Tippett, L. J. (2013). Autobiographical memory and sense of self. *Psychological*
 5 *Bulletin*, 139(4), 815-40.
 6
 7
- 8 Rankin, K. P., Baldwin, E., Pace-Savitsky, C., Kramer J. H., & Miller, B.L. (2005). Self awareness and personality
 9 change in dementia. *Journal of Neurology, Neurosurgery and Psychiatry*, 76(5), 632-639.
 10
 11
- 12 Rathbone, Clare (2015). *Memory and the self in ageing*. [Data Collection]. Colchester, Essex: UK Data Archive.
 13
 14 [10.5255/UKDA-SN-852127](https://beta.ukdataservice.ac.uk/datacatalog/studies/study?id=10.5255/UKDA-SN-852127)
 15
 16
- 17 Rathbone, C.J., Conway, M.A., & Moulin, C.J.A. (2011). Remembering and imagining: the role of the self.
 18
 19 *Consciousness & Cognition*, 20(4), 1175-1182.
 20
 21
- 22 Rathbone, C.J., Holmes, E.A., Murphy, S.E. & Ellis, J.A., (2015). Autobiographical memory and well-being in
 23 aging: the central role of semantic self-images *Consciousness & Cognition*, 33, 422-431.
 24
 25
- 26 Rathbone, C.J., Moulin, C.J.A., & Conway, M.A. (2009). Autobiographical memory and amnesia: using
 27 conceptual knowledge to ground the self. *Neurocase*, 15(5), 405-418.
 28
 29
- 30 Rathbone, C.J., Moulin, C.J.A., & Conway, M.A. (2008). Self-Centred Memories: the Reminiscence bump and
 31 the Self. *Memory & Cognition*, 36(8), 1403-14.
 32
 33
- 34 Reisberg, D., Pearson, D. G. and Kosslyn, S. M. (2003). Intuitions and introspections about imagery: the role
 35 of imagery experience in shaping an investigator's theoretical views. *Applied Cognitive Psychology*,
 36 17, 147–160.
 37
 38
- 39 Reitan, R. M. (1958). Validity of the Trail Making Test as an indicator of organic brain damage. *Perceptual*
 40 *and Motor Skills*, 8, 271-276.
 41
 42
- 43 Renoult, L., Davidson, P.S.R., Palombo, D.J., Moscovitch, M., & Levine, B. (2012). Personal Semantics: At the
 44 crossroads of semantic and episodic memory. *Trends in Cognitive Sciences*, 16(11), 550-558.
 45
 46
- 47 Renoult, L., Tanguay, A., Beaudry, M., Tavakoli, P., Moscovitch, M., Levine, B., Campbell, K., & Davidson,
 48 P.S.R. (2016) Personal semantics: Is it distinct from episodic and semantic memory? An
 49
 50
 51
 52
 53
 54
 55
 56
 57
 58
 59
 60
 61
 62
 63
 64
 65

electrophysiological study of memory for repeated events and autobiographical facts.

Neuropsychologia, 83, 242-256.

Rey, A. (1941). L'examen psychologie dan les cas d'encephalopathie traumatique (Les problemes). *Archives de Psychologie*, 28, 286-340.

Rhee, E., Uleman, J. S., Lee, H. K., & Roman, R. J. (1995). Spontaneous self descriptions and ethnic identities in individualist and collective cultures. *Journal of Personality and Social Psychology*, 69, 142-152.

Robinson, J. A. (1976). Sampling autobiographical memory. *Cognitive Psychology*, 8(4), 578-595.

Rogers, T. B., Kuiper, N. A., & Kirker, W. S. (1977). Self-reference and the encoding of personal information. *Journal of Personality and Social Psychology*, 35(9), 677-688.

Rubin, D.C., Rahaal, T.A. and Poon, L.W. (1998). Things learned in early adulthood are remembered best. *Memory and Cognition*, 26(1), 3-19.

Sagar, H. J., Cohen, N. J., Sullivan, E. V., Corkin, S., & Growdon, J.H. (1988). Remote memory function in Alzheimer's disease and Parkinson's disease. *Brain*, 111(1), 185-206.

Scheier, M. F., Carver, C. S., & Bridges, M. W. (1994). Distinguishing optimism from neuroticism (and trait anxiety, self-mastery, and self-esteem): A re-evaluation of the Life Orientation Test. *Journal of Personality and Social Psychology*, 67, 1063-1078.

Seidl, U., Lueken, U., Thomann, P. A., Geider, J., & Schröder, J. (2011). Autobiographical memory deficits in Alzheimer's disease. *Journal of Alzheimers Disease*, 27(3), 567-74.

Singer, J.A., and Salovey, P. (1993). *The Remembered Self*. New York: The Free Press.

Strohming, N. & Nichols, S. (2015). Neurodegeneration and Identity. *Psychological Science*, 26(9), 1469-1479.

Sunderland, A., Harris, J. E., & Gleave, J. (1984). Memory failures in everyday life following severe head injury. *Journal of Clinical Neuropsychology*, 6(2), 127-142.

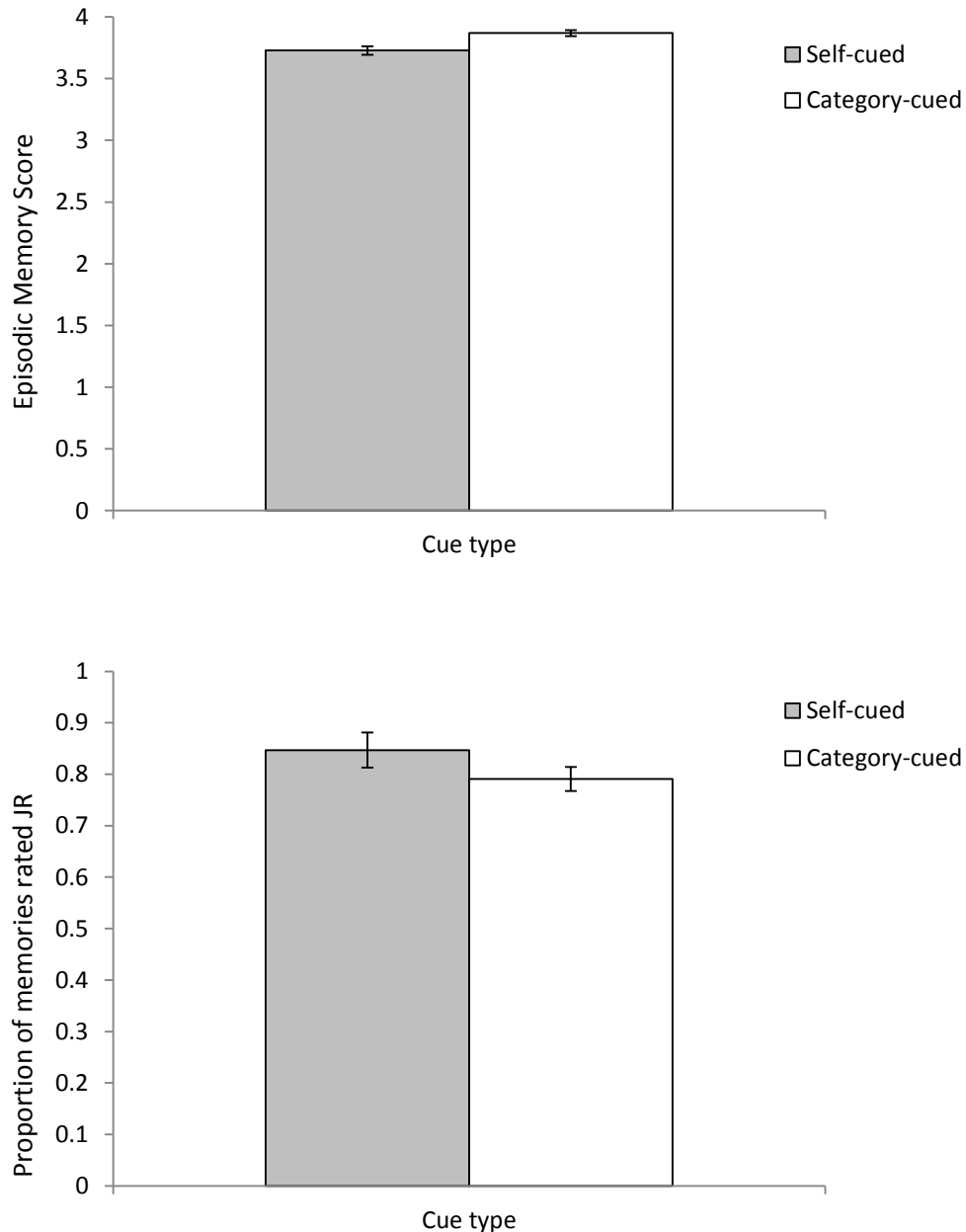
Thomsen, D. K. (2009). There is more to life stories than memories. *Memory*, 17(4), 445-457.

Thomsen, D. K. & Berntsen, D. (2005). The end point effect in autobiographical memory: More than a calendar is needed, *Memory*, 13(8), 846-861.

- 1
2 Thomsen, D. K., Pillemer, D. B., & Ivcevic, Z. (2011). Life story chapters, specific memories and the
3 reminiscence bump. *Memory, 19*(3), 267–279.
- 4
5 Tippett, L. J., Prebble, S. C., & Addis, D. R. (2018). The Persistence of the Self over Time in Mild Cognitive
6 Impairment and Alzheimer's Disease. *Frontiers in Psychology, 9*, 94.
- 7
8
9 Tombaugh, T. N., Kozak, J., & Rees, L. (1999). Normative data stratified by age and education for two
10 measures of verbal fluency: FAS and animal naming. *Archives of Clinical Neuropsychology, 14*(2),
11 167-177.
12
13
14
15
16
17 Tulving, E. (1985). How many memory systems are there? *American Psychologist, 40*, 385-398.
- 18
19 Uzer, T., Lee, P. J., & Brown, N. R. (2012). On the prevalence of directly retrieved autobiographical memories.
20
21 *Journal of Experimental Psychology: Learning, Memory, and Cognition, 38*(5), 1296-1308.
- 22
23
24
25
26
27
28
29
30
31
32
33
34
35
36
37
38
39
40
41
42
43
44
45
46
47
48
49
50
51
52
53
54
55
56
57
58
59
60
61
62
63
64
65
- Watson, D., Clark, L. A., & Tellegen, A. (1988). Development and validation of brief measures of positive and
negative affect: The PANAS scales. *Journal of Personality and Social Psychology, 54*(6), 1063-1070.
- Wechsler, D. (1981) *Manual for the Wechsler Adult Intelligence Scale—Revised*. New York: Psychological
Corporation.
- Wechsler, D. (1997). *Wechsler Memory Scale—Third Edition manual*. San Antonio, TX: The Psychological
Corporation.
- World Health Organization. (2017, December 12). *Dementia*. Retrieved from <http://www.who.int/en/news-room/fact-sheets/detail/dementia>
- Wong, S., Irish, M., Leshikar, E.D., Duarte, A., Bertoux, M., Savage, G., Hodges, J.R., Piguet, O., & Hornberger,
M. (2017). The self-reference effect in dementia: Differential involvement of cortical midline
structures in Alzheimer's disease and behavioural-variant frontotemporal dementia. *Cortex, 91*, 169-
185.
- Zigmond, A. S., & Snaith, R. P. (1983). The hospital anxiety and depression scale. *Acta Psychiatrica
Scandinavica, 67*(6), 361–370.

Supplementary materials: younger adult results for self and category-cued memories

32 younger adults (Mean age = 20.25, $SD = 2.99$; full participant information reported in Rathbone et al., 2015) completed the same memory tasks as the older adult and AD groups, generating episodic specificity and proportion JR scores for self-cued and category-cued memories. Mean scores are shown in Fig. 1 below.



Supplementary Fig. 1: Mean episodic specificity scores (upper panel) and proportion JR scores (lower panel) for younger adults according to type of memory cue (error bars show standard error)

Younger adults' category-cued memories had significantly higher episodic specificity scores compared to self-cued memories ($t(31) = -2.78, p = .009, r = .45$). There was no significant difference between proportion JR scores for category-cued and self-cued memories ($t(31) = 1.74, p = .092$).

ⁱ The prediction that AD patients would generate more abstract (rather than specific) self-images is based on the broader finding that AD patients tend to generate information that is less concrete and more vague in general (e.g. lower episodic memory specificity), potentially due to deficits in lexical access (Mograbi & Morris, 2013).

ⁱⁱ In accordance with Cortex TOP requirements, all individual anonymised data (at raw and summary level) that are necessary and sufficient to reproduce all analyses and data presentations in the manuscript and supplementary materials are available online (Rathbone, 2015) at: <http://reshare.ukdataservice.ac.uk/852127/Collections B and C> contain all data along with digital materials (e.g. the IAM and Category Tasks). The standardised measures used to collect scores on the mood and well-being scales and cognitive tasks have not been uploaded as these are copyright protected. These standardised measures are fully referenced in this manuscript and copyright holders can be contacted to gain access.

ⁱⁱⁱ Seventeen AD patients were recruited in total but one was excluded from the analysis as he was unable to generate any memories in the IAM Task.

^{iv} The 29 control participants were a sub-set of the 32 participants reported in Rathbone et al (2015) who had MOCA scores of ≥ 25 . Rathbone et al (2015) focused on correlations between measures of well-being and positivity ratings for self-images and self-image cued memories. The analysis of self-supporting memory distributions and all category-cued memory data is entirely novel to this paper. Sample sizes were determined based on previous similar studies (e.g. Eustache et al., 2013; Martinelli et al., 2013).

^v The control group also completed the Spontaneous Use of Imagery Scale (SUIS; Reisberg, Pearson & Kosslyn, 2003), Trail Making Tests A and B (Reitan, 1958), and dichotomously rated memories as observer or field. The SUIS task and Trail Making Tests were not used with the AD group, nor were they required to rate memories as observer or field. Consequently, results from the SUIS, Trail Making Tests and observer/field ratings for controls are not presented.

^{vi} The data presented in Tables 2 and 3 were also analysed using non-parametric Mann Whitney U tests, due to differences in sample sizes and the use of Likert scales. An almost identical pattern of results was obtained using these non-parametric equivalent tests, the exception being a significant group difference in ratings of self-image emotional valence with the AD group rating self-images as significantly more positive than controls ($p = .007$).

^{vii} There were a number of other significant pairwise comparisons but for conciseness these are not reported here.

^{viii} As a significantly higher proportion of the AD group's self-images were rated as concrete compared to controls (see 'Identity Quality' in Table 2), and as previous research has shown that concrete self-images tend to elicit more tightly clustered memory distributions (Rathbone et al., 2008), we examined whether differences in self-image cue types between groups had any impact on the distributions of memories in Figure 1. The frequencies of memories cued by concrete self-images only (i.e. excluding memories cued by abstract self-images) were analysed using a mixed (bin x group) ANOVA. There was a significant effect of bin ($F(9, 387) = 12.32, p < .001, \text{partial } \eta^2 = .22$) and no group x bin interaction ($F < 1$). Again, Bonferroni-corrected pairwise comparisons showed that the bin of central interest, -4 to +5 years around self-emergence, was associated with a significantly higher frequency of memories compared to seven of the nine other bins. In contrast to the analysis on the whole dataset, there was no main effect of group when abstract self-image cued memories were removed ($F < 1$).