





Article

# Influence of Preharvest Gibberellic Acid Treatments on Postharvest Quality of Minimally Processed Leaf Lettuce and Rocket

Alessandro Miceli , Filippo Vetrano, Leo Sabatino , Fabio D'Anna and Alessandra Moncada

Dipartimento Scienze Agrarie, Alimentari e Forestali, Università di Palermo, Viale delle Scienze 4, 90128 Palermo, Italy

\* Correspondence: [alessandro.miceli@unipa.it](mailto:alessandro.miceli@unipa.it); Tel.: +39-091-2386-2219

Received: 10 June 2019; Accepted: 23 August 2019; Published: 2 September 2019



**Abstract:** Plant growth regulators are used in high-value vegetable crops during cultivation and after harvest to increase yield, enhance crop management, and improve or retain the produce quality. The aim of this work was to evaluate the quality characteristics during cold storage of minimally processed leaf lettuce and rocket, obtained from plants grown in a hydroponic floating system with mineral nutrient solutions (MNS) containing different levels of gibberellic acid (GA<sub>3</sub>). Plants were grown in greenhouse conditions on nutrient solutions containing 0, 10<sup>-8</sup>, and 10<sup>-6</sup> M GA<sub>3</sub>. At harvest, lettuce and rocket were immediately processed as fresh-cut vegetables and stored for 21 d at 4 °C. After processing, weight loss, total soluble solids, titratable acidity, ascorbic acid and nitrate content, leaf color characteristics, and overall quality were evaluated. Adding 10<sup>-6</sup> M GA<sub>3</sub> to the MNS of a floating system significantly increased the yield of leaf lettuce and rocket plants and of minimally-processed leaves. In addition, preharvest GA<sub>3</sub> treatments had positive effects on delaying senescence and enhancing shelf-life of minimally processed lettuce and rocket. The slowed senescence of GA<sub>3</sub>-treated samples maintained an overall quality over the threshold of marketability in both lettuce and rocket for up to 21 d of cold storage.

**Keywords:** postharvest; minimally processed vegetables; gibberellic acid; GA<sub>3</sub>; hydroponics; floating system; leafy vegetables; leaf lettuce; rocket; nitrate content; ascorbic acid; shelf life

## 1. Introduction

In recent years, interest and demand for minimally processed vegetables has increased dramatically worldwide, and leafy vegetables have achieved great economic importance in the global market. In fact, the increase in demand for vegetables over the past 25 years has led to the global value of trade in vegetables exceeding that of cereals [1]. This trend is due to the growing interest of consumers for healthy foods [2–5], and their awareness of the role of fresh fruits and vegetables in reducing the risk of cancers as well as many other degenerative diseases [6,7]. Moreover, the modern frenetic lifestyle has increased the demand for healthy foods characterized by high convenience of use, which resulted in the success of minimally processed vegetables [8,9].

Among vegetables, ready-to-eat (RTE) products are those that are increasing most rapidly [10], even in developing countries [11]. Thus, the demand for raw vegetables for RTE production is also increasing, which necessitates finding new cultivation systems and techniques that can supply a sufficient amount of high-quality vegetables and enhance quality retention after minimal processing and during postharvest storage. Thus, it would be highly worthwhile to find new ways to improve the productivity and postharvest quality of vegetable crops with cost-effective and easy-to-use techniques, while at the same time limiting the impact on the environment and reducing food waste [12–16].

Genetic improvement, innovative cultivation systems, and use of plant-growth regulators (PGRs) could help in reaching these goals. PGRs are used in high-value horticultural crops (e.g., tomato, eggplant, strawberry, artichoke, etc.) during cultivation, as well as during postharvest management to increase yield, enhance crop management, and improve the quality of produce [17]. The use of PGRs, particularly gibberellins (GAs), has gained a renewed interest, as they address improper source–sink relationships and plant hormonal imbalances that may occur during growth [18]. GAs are essential growth hormones found in plants and fungi and have several effects on plant development. They can promote stem and root elongation, leaf expansion, flowering, fruit senescence, seed germination or dormancy, and so on [19]. Exogenous applications of GAs have actively influenced many physiological activities such as vegetative growth, flowering and flower morphology, earliness, fruit set, ion transport and osmoregulation, leaf area expansion, and internode elongation. GAs have also increased biomass production, fruit weight, and dry matter production [20–29], and have been used to control and slow down postharvest changes in fruits, vegetables, and flowers [30–33]. These effects are, in some cases, controversial as they can differ considerably depending on hormone demand, relative concentrations, and plant responses at various physiological and growth stages [34]. The use of gibberellic acid (GA<sub>3</sub>) to improve crop productivity or to control postharvest quality has been tested on many fruits and vegetables [18,30–33,35–41]. Nevertheless, the effects of preharvest treatment with this phytohormone on postharvest characteristics of leafy vegetables still needs to be further investigated. In a previous study, we investigated the effect of supplying low levels of GA<sub>3</sub> (0, 10<sup>−8</sup>, 10<sup>−6</sup>, and 10<sup>−4</sup> M GA<sub>3</sub>) to leaf lettuce and rocket plants through the mineral nutrient solution of a hydroponic floating system and evaluated their effects on growth and quality, showing that the addition of 10<sup>−6</sup> M GA<sub>3</sub> to the nutrient solution of a hydroponic floating system can promote growth and quality of lettuce and rocket plants at harvest [42]. The exogenous supply of GA<sub>3</sub> during plant growth might also exert some effects on postharvest life of vegetables that are worth investigating. Therefore, the aim of this work was to evaluate the quality characteristics during cold storage of minimally processed leaf lettuce and rocket, obtained from plants grown in a hydroponic floating system with mineral nutrient solutions containing different levels of GA<sub>3</sub>.

## 2. Materials and Methods

### 2.1. Leafy Vegetable Cultivation

This study was carried out in greenhouse conditions at the Department of Agricultural, Food, and Forest Sciences (SAAF-University of Palermo, Palermo, Italy) (38°6′28″ N 13°21′3″ E; altitude 49 m) using a hydroponic floating cultivation system. Plants were grown under natural light conditions; the mean air temperature was 20 °C, varying between 12 and 27 °C, and relative humidity averaged 69%. A mineral nutrient solution (MNS) was used, with 4.5 mM Ca<sup>2+</sup>, 2 mM H<sub>2</sub>PO<sub>4</sub><sup>−</sup>, 1.25 mM NH<sub>4</sub><sup>+</sup>, 1 mM Mg<sup>2+</sup>, 19 mM NO<sub>3</sub><sup>−</sup>, 11 mM K<sup>+</sup>, 1.1 mM SO<sub>4</sub><sup>2−</sup>, 40 μM Fe<sup>3+</sup>, 5 μM Mn<sup>2+</sup>, 4 μM Zn<sup>2+</sup>, 30 μM BO<sub>3</sub><sup>3−</sup>, 0.75 μM Cu<sup>2+</sup>, and 0.50 μM Mo [43] in tap water (electrical conductivity (EC) 480 μS cm<sup>−1</sup>; pH 7.7). MNS was then mixed with gibberellic acid (Gibrelex, Biolchim, Bologna, Italy), selected from a previous study [42], to create three concentrations: 0, 10<sup>−8</sup>, and 10<sup>−6</sup> M GA<sub>3</sub>. The EC of the MNS was 2.25 mS cm<sup>−1</sup>, and the pH was 5.8.

Plantlets with 3–4 true leaves of leaf lettuce (*Lactuca sativa* L. var. *Crispa* cv. ‘Lattuga da Taglio a Foglia Liscia’, Sementi Dotto—SDD SPA, Udine, Italy) and rocket (*Eruca sativa* L. cv. ‘Coltivata da orto’, Sementi Dotto—SDD SPA, Udine, Italy), were transplanted (13 March) into drilled polystyrene panels (400 plants m<sup>−2</sup>) that were then placed to float in tubs (100 cm long × 50 cm wide × 15 cm deep, containing 75 L of treatment solution). Each treatment consisted of four replicated tubs for each GA<sub>3</sub> concentration (12 tubs for each leafy vegetable). Leaf lettuce and rocket have a short crop cycle, so it was not necessary to aerate the nutrient solutions during plant growth [44]. The MNS was monitored every day for water consumption and every week for EC and pH. The tubs were replenished with new MNS with the same GA<sub>3</sub> concentration when the volume of MNS inside them dropped by 20%.

At harvest (21 d after transplanting), all plants were collected, and marketable yield was calculated.

## 2.2. Minimal Processing and Cold Storage

Soon after harvesting, plants were transferred to the laboratory of Vegetable Analysis of the SAAF Department and immediately processed, using common practices for fresh-cut production. Leaves were removed from stalks, and those with defects, yellowing, or decay were discarded. Then, they were washed twice with tap water for 5 min, and dried for 1 min with a handheld salad spinner by manual centrifugation. At the end of processing, the yield of minimally processed product was determined.

Samples of 100 g of each GA<sub>3</sub> treatment and each leafy vegetable were immediately packed in PE bags, sealed with a hot bar (Laica VT3112, Vicenza, Italy), and kept at 4 °C for 21 d. At the end of processing and after 7, 14, and 21 d of cold storage, the physicochemical characteristics of randomly selected samples were assessed. Weight loss was estimated by weighing samples soon after processing and at each storage date. The results were expressed as g 100 g<sup>-1</sup> of initial fresh weight (FW).

Overall quality (OQ) was evaluated by an informal panel consisting of twelve people (seven men and five women, aged 24–60) using a 1 to 5 scale, in which 5 = excellent or having a freshly harvested appearance and full visual and sensory acceptability (e.g., no yellowing or browning, free from any off odors, defects, and decay), 3 = fair/still acceptable and marketable (e.g., appearance of minor defects or moderate color alteration), and 1 = poor/unmarketable, presence of off odors, extensive color changes, and major defects or decay symptoms.

Leaf color was measured on the upper side of ten randomly selected leaves (two points of photosynthetic tissue per leaf) for each sample using a colorimeter (Chroma-meter CR-400, Minolta Corp., Ltd., Osaka, Japan). The instrument recorded the CIELAB color components L\* (lightness), a\* (positive values for reddish colors and negative values for greenish colors), and b\* (positive values for yellowish colors and negative values for bluish colors). From a\* and b\* values, hue angle (h°) and Chroma (C\*) were calculated as  $h^\circ = 180^\circ + \arctan(b^*/a^*)$  [45] and  $C^* = (a^{*2} + b^{*2})^{1/2}$ .

Twenty grams of each sample were then homogenized with H<sub>2</sub>O (1:2 w/v), and the homogenates were centrifuged at 3500 rpm for 10 min. The supernatants were analyzed to determine total soluble solids (TSS), titratable acidity (TA), and ascorbic acid and nitrate content. TSS was determined in °Brix using a digital refractometer (MTD-045nD, Three-In-One Enterprises Co. Ltd., New Taipei City, Taiwan). TA was calculated by titrating 10 mL of extract with 0.1 M NaOH up to pH 8.1 and expressed as mg of citric acid per 100 g of fresh weight (FW). Ascorbic acid and nitrate contents (respectively, as mg 100 g<sup>-1</sup> and mg kg<sup>-1</sup> FW) were determined reflectometrically using a Reflectometer RQflex10 Reflectoquant and the Reflectoquant ascorbic acid and nitrate test strips (Merck, Darmstadt, Germany) (procedures described in art. 1.16971.0001 and 1.16981.0001 by Merck [46]).

## 2.3. Statistics and Principal Component Analysis

A completely randomized design with four replicates per treatment was performed. To determine the effect of the GA<sub>3</sub> level on yield of each leafy vegetable, a one-way ANOVA was performed (for replicated tubs for each GA<sub>3</sub> level). Differences between means were determined by Tukey's multiple-range test at  $P \leq 5\%$ . The effect of GA<sub>3</sub> concentration and storage time on each leafy vegetable was determined, performing a two-way ANOVA (for replicated bags for each GA<sub>3</sub> level and each storage time). Mean values were compared by the least significant differences (LSD) test at  $P \leq 5\%$  to identify significant differences among treatments and significant interactions between factors.

Principal component analysis (PCA) was performed on morpho-physiological and phytochemical parameters to determine the dominant parameters that were most effective in discriminating between preharvest GA<sub>3</sub> treatments and storage time (SPSS version 13.0 (SPSS Inc., Chicago, IL, USA) statistical software). The input matrix for the analysis consisted of weight loss, TSS, TA, ascorbic acid and N-NO<sub>3</sub><sup>-</sup> content, L\*, a\*, b\*, Chroma, Hue angle, and overall quality (OQ). The optimum number of principal components (PCs) was assessed, retaining factors with eigenvalues higher than 1.0. The first and second principal components (PCs) were used to determine the score plot and loading matrix.

### 3. Results

#### 3.1. Leaf Lettuce

Leaf lettuce grown without gibberellic acid (GA<sub>3</sub>) yielded 4.7 kg m<sup>-2</sup>; the addition of GA<sub>3</sub> to the MNS at the highest concentration (10<sup>-6</sup> M) significantly increased the yield by 2.3 kg m<sup>-2</sup> (+48.5%) but did not significantly affect the percentage yield of minimally processed leaves, which was 85.4% on average (Table 1). Hence, the production of fresh-cut leaves ranged in kg m<sup>-2</sup> from 4.0 to 5.9 for control and 10<sup>-6</sup> M GA<sub>3</sub>, respectively (Table 1).

**Table 1.** Crop and minimal processing yield of leaf lettuce and rocket plants grown in mineral nutrient solutions with different levels of gibberellic acid (GA<sub>3</sub>).

Yield	GA <sub>3</sub> (M)		
	0	10 <sup>-8</sup>	10 <sup>-6</sup>
Leaf Lettuce			
Crop yield (kg m <sup>-2</sup> )	4.7b <sup>z</sup>	5.2b	7.0a
Minimal processing yield (%)	84.6a	86.6a	85.0a
Minimal processing yield (kg m <sup>-2</sup> )	4.0b	4.5b	5.9a
Rocket			
Crop yield (kg m <sup>-2</sup> )	2.9b	3.3ab	4.1a
Minimal processing yield (%)	70.6a	71.3a	71.4a
Minimal processing yield (kg m <sup>-2</sup> )	2.0b	2.3ab	2.9a

<sup>z</sup> Results are the mean value of four replicates. Data within a row followed by the same letter are not significantly different at  $p \leq 0.05$ , according to Tukey's test.

The weight loss of minimally processed leaf lettuce was not affected by the GA<sub>3</sub> treatments, but it increased significantly during storage (Table 2). Fresh-cut produce retained a high water content until the 21st day, with a total loss of 1.41 g 100 g<sup>-1</sup> FW (Table 2), irrespective of the GA<sub>3</sub> treatment. GA<sub>3</sub> treatments did not affect TSS, titratable acidity, and ascorbic acid content at harvest, and no significant interaction was found with storage time, but the highest concentration of GA<sub>3</sub> (10<sup>-6</sup> M) significantly reduced the nitrate content of lettuce leaves (-23.8%; 1944.8 mg kg<sup>-1</sup> FW) compared with the control (2553.3 mg kg<sup>-1</sup> FW). This reduction of nitrate content occurred during cold storage, since immediately after processing, the leaves of the different treatments had a similar nitrate content (2443.0 mg kg<sup>-1</sup> FW on average). All the examined chemical parameters retained their initial values without significant changes, except TSS, which increased from an initial value of 2.8 °Brix to 3.3 °Brix by the 21st day.

Color measurements during storage showed major changes induced by GA<sub>3</sub> only for lightness (L\*) and yellowness (b\*), while storage affected all measured or calculated color parameters (Table 3). Soon after processing, the leaves of GA<sub>3</sub> treatments had a lower L\* than the controls; the latter recorded no significant change during storage, whereas GA<sub>3</sub> leaves increased their lightness up to levels similar to the control (Table 3).

Increasing GA<sub>3</sub> concentration from 0 up to the highest level (10<sup>-6</sup> M) resulted in a slight yet significant reduction of b\* values (39.4 and 38.7, respectively). During storage, minimally processed lettuce leaves showed an opposite trend of a\* and b\* values; the first decreased significantly in the final part of the storage period, whereas b\* increased throughout cold storage from 38.2 to 39.6 for 0 and 21 d, respectively. Consequently, the chroma (vividness) of minimally processed leaves increased significantly after the first week of storage (from 44.0 at day 0 to 44.8 on average after the 7th day), and the hue angle decreased linearly ( $R^2 = 0.971$ ) from 119.8 (0 d) to 118.2 (21 d) (Table 3).

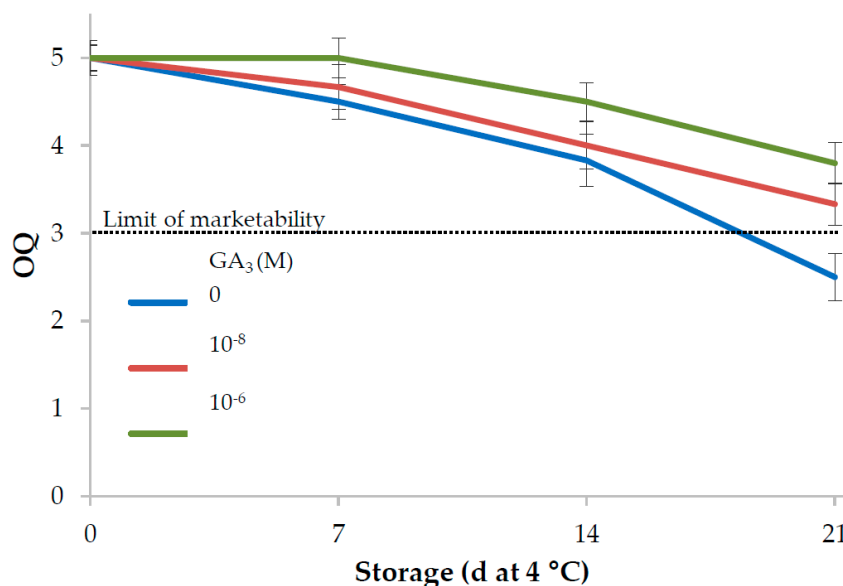
Scores for overall quality (OQ) of leaf lettuce decreased during storage, but the samples of the 10<sup>-6</sup> M GA<sub>3</sub> treatment showed a significantly higher visual quality than the controls (Table 3); both GA<sub>3</sub> treatments maintained an acceptability score above the limit of marketability until day 21, whereas

the score of the control samples dropped just below this threshold at the end of the storage period (Figure 1).

**Table 2.** Effect of GA<sub>3</sub> and storage duration (d) on weight loss, total soluble solids (TSS), titratable acidity (TA), and ascorbic acid and nitrate content of minimally processed leaf lettuce.

Treatments	Weight Loss (g 100 g <sup>-1</sup> FW)	TSS (°Brix)	TA <sup>y</sup> (mg 100 g <sup>-1</sup> FW)	Ascorbic Acid (mg 100 g <sup>-1</sup> FW)	N-NO <sub>3</sub> <sup>-</sup> (mg kg <sup>-1</sup> FW)
GA <sub>3</sub> (M)					
0	0.83 <sup>z</sup>	3.1	29.7	59.6	2599.7a
10 <sup>-8</sup>	0.84	3.1	27.9	57.4	2337.2a
10 <sup>-6</sup>	0.93	3.1	29.5	56.9	1848.8b
Storage (d at 4 °C)					
0		2.8b	28.5	63.2	2374.8
7	0.50b	3.2ab	27.8	49.8	2265.6
14	0.70b	3.0ab	31.1	59.8	2410.0
21	1.41a	3.3a	28.8	59.0	1997.2
GA <sub>3</sub> × Storage					
0 0		2.9	30.7	78.5	2690.3
0 10	0.40	3.3	28.5	52.5	2495.0
0 14	0.52	2.9	29.8	52.5	2665.0
0 21	1.59	3.2	29.8	55.0	2548.3
10 <sup>-8</sup> 0		3.1	28.8	53.0	2328.8
10 <sup>-8</sup> 10	0.57	3.2	26.9	49.0	2376.7
10 <sup>-8</sup> 14	0.77	2.8	28.8	65.0	2640.0
10 <sup>-8</sup> 21	1.19	3.2	26.9	62.5	2003.3
10 <sup>-6</sup> 0		2.5	25.9	58.0	2105.3
10 <sup>-6</sup> 10	0.53	3.1	27.9	48.0	1925.0
10 <sup>-6</sup> 14	0.82	3.3	34.6	62.0	1925.0
10 <sup>-6</sup> 21	1.45	3.4	29.8	59.5	1440.0
GA <sub>3</sub>	ns <sup>x</sup>	ns	ns	ns	**
Storage	***	*	ns	ns	ns
GA <sub>3</sub> × Storage	ns	ns	ns	ns	ns

<sup>z</sup> each value is the mean of three replicates. Values in a column followed by the same letter are not significantly different, according to LSD test. <sup>x</sup> significance (ns = not significant); \* significant at *p* < 0.05; \*\* significant at *p* < 0.01; \*\*\* significant at *p* < 0.001. <sup>y</sup> Titratable acidity expressed as citric acid.



**Figure 1.** Influence of GA<sub>3</sub> treatments and storage at 4 °C on overall quality of minimally processed lettuce (5: excellent or having a fresh appearance; 3: average—limit of marketability; 1: unmarketable).

**Table 3.** Effect of GA<sub>3</sub> and storage duration (d) on leaf appearance of minimally processed leaf lettuce.

Treatments	L*	a*	b*	Chroma	Hue	OQ	
GA <sub>3</sub> (M)							
0	56.4 <sup>z</sup>	−21.7	39.4a	44.4	118.9	4.0b	
10 <sup>−8</sup>	55.6	−21.5	38.9ab	44.4	119.0	4.3ab	
10 <sup>−6</sup>	55.3	−21.7	38.7b	45.0	119.2	4.6a	
Storage (d at 4 °C)							
0	52.2	−21.8ab	38.2c	44.0b	119.8a	5.0a	
7	57.0	−22.0a	39.4bc	45.2a	119.2b	4.7a	
14	57.0	−21.5bc	38.8ab	44.3ab	119.0b	4.1b	
21	56.7	−21.3c	39.6a	45.0a	118.2c	3.2c	
GA <sub>3</sub> × Storage							
0	0	54.8a	−21.7	39.0	44.1	119.1	5.0
0	10	57.7b	−22.1	39.6	45.1	119.1	4.5
0	14	56.7ab	−21.6	39.0	43.7	119.1	3.8
0	21	56.3ab	−21.4	40.0	44.8	118.2	2.5
10 <sup>−8</sup>	0	51.0c	−22.0	38.2	43.1	120.0	5.0
10 <sup>−8</sup>	10	56.7ab	−21.8	39.4	45.1	119.0	4.7
10 <sup>−8</sup>	14	57.1ab	−21.2	38.2	44.7	119.0	4.0
10 <sup>−8</sup>	21	57.6a	−21.1	39.6	44.8	118.1	3.3
10 <sup>−6</sup>	0	50.9c	−21.7	37.2	44.7	120.3	5.0
10 <sup>−6</sup>	10	56.7ab	−22.1	39.3	45.4	119.3	5.0
10 <sup>−6</sup>	14	57.3ab	−21.5	39.1	44.6	118.9	4.5
10 <sup>−6</sup>	21	56.2ab	−21.3	39.4	45.4	118.4	3.8
GA <sub>3</sub>	* x	ns	*	ns	ns	***	
Storage	***	***	***	***	***	***	
GA <sub>3</sub> × Storage	**	ns	ns	ns	ns	ns	

<sup>z</sup> each value is the mean of three replicates. Values in a column followed by the same letter are not significantly different, according to LSD test. <sup>x</sup> significance (ns = not significant); \* significant at  $p < 0.05$ ; \*\* significant at  $p < 0.01$ ; \*\*\* significant at  $p < 0.001$ . OQ: overall quality.

### 3.2. Rocket

The yield of rocket plants grown with 0 M GA<sub>3</sub> in the MNS was 2.9 kg m<sup>−2</sup>. By adding GA<sub>3</sub> to the MNS, the yield of rocket plants increased, and reached the highest value with the highest GA<sub>3</sub> concentration (4.1 kg m<sup>−2</sup>; +41.4%) (Table 1). The percentage processing yield of fresh-cut leaves was not influenced by the experimental treatments and was on average 71.1%. Thus, the amount of minimally processed leaves produced was 2.0 kg m<sup>−2</sup> and increased up to 2.9 kg m<sup>−2</sup> with 10<sup>−6</sup> M GA<sub>3</sub> in the MNS (Table 1).

The weight loss of the control samples of rocket was 1.29 g 100 g<sup>−1</sup> FW and was significantly reduced by GA<sub>3</sub> treatments (−37.7 % on average). Weight loss also showed a positive correlation with storage time ( $R^2 = 0.990$ ) as it increased linearly up to 1.29 g 100 g<sup>−1</sup> FW after 21 d of storage (Table 4).

All the chemical parameters examined showed effects of storage time, but only the ascorbic acid and nitrate contents were affected by GA<sub>3</sub> (Table 4). TSS and TA increased their values after 7 d of storage (5.9 °Brix and 52.5 mg 100 g<sup>−1</sup> FW for day 7 and 14, respectively) and dropped to the initial levels at the end of storage. The ascorbic acid content of the control samples was 220.5 mg 100 g<sup>−1</sup> FW and was positively influenced by the highest GA<sub>3</sub> concentration (10<sup>−6</sup> M) that raised it up to 257.5 mg 100 g<sup>−1</sup> FW. Soon after minimal processing, the ascorbic acid content of the samples was 204.0 mg 100 g<sup>−1</sup> FW, while it increased significantly to 300.0 mg 100 g<sup>−1</sup> FW after 2 weeks of storage (Table 4).

**Table 4.** Effect of GA<sub>3</sub> and storage duration (d) on weight loss, total soluble solids (TSS), titratable acidity (TA), ascorbic acid, and nitrates of minimally processed rocket.

Treatments	Weight Loss (g 100 g <sup>-1</sup> FW)	TSS (°Brix)	TA <sup>y</sup> (mg 100 g <sup>-1</sup> FW)	Ascorbic Acid (mg 100 g <sup>-1</sup> FW)	N-NO <sub>3</sub> <sup>-</sup> (mg kg <sup>-1</sup> FW)
GA <sub>3</sub> (M)					
0	1.29a <sup>z</sup>	5.6	48.8	220.5b	2171.1a
10 <sup>-8</sup>	0.82b	5.5	47.7	209.7b	2156.1a
10 <sup>-6</sup>	0.79b	5.8	48.7	257.5a	1777.4b
Storage (d at 4 °C)					
0		5.5bc	45.3b	204.0b	2383.2a
7	0.63b	6.1a	51.7a	158.3b	2044.9ab
14	0.98ab	5.7ab	53.4a	300.0a	1919.9ab
21	1.29a	5.1c	43.3b	254.7a	1791.6b
GA <sub>3</sub> × Storage					
0 0		5.8	46.1	173.0	2714.9
0 10	0.66	6.2	48.7	144.0	2079.9
0 14	1.54	5.3	55.1	296.0	1939.9
0 21	1.66	5.1	45.5	269.0	1949.9
10 <sup>-8</sup> 0		5.2	44.8	221.0	2364.9
10 <sup>-8</sup> 10	0.63	6.0	51.2	128.0	2224.9
10 <sup>-8</sup> 14	0.71	5.4	53.8	282.0	2199.9
10 <sup>-8</sup> 21	1.11	5.3	41.0	208.0	1834.9
10 <sup>-6</sup> 0		5.4	44.8	218.0	2069.9
10 <sup>-6</sup> 10	0.60	6.2	55.1	203.0	1829.9
10 <sup>-6</sup> 14	0.68	6.5	51.2	322.0	1619.9
10 <sup>-6</sup> 21	1.09	5.0	43.5	287.0	1589.9
GA <sub>3</sub>	** x	ns	ns	**	*
Storage	***	***	***	***	*
GA <sub>3</sub> × Storage	ns	ns	ns	ns	ns

<sup>z</sup> each value is the mean of three replicates. Values in a column followed by the same letter are not significantly different, according to LSD test. <sup>x</sup> significance (ns = not significant); \* significant at  $p < 0.05$ ; \*\* significant at  $p < 0.01$ ; \*\*\* significant at  $p < 0.001$ . <sup>y</sup> Titratable acidity expressed as citric acid.

At the beginning of the storage period, the nitrate content of rocket leaves ranged between 2714.9 mg kg<sup>-1</sup> FW in the control samples and 2069.9 mg kg<sup>-1</sup> FW in the 10<sup>-6</sup> M GA<sub>3</sub> samples. This treatment caused a significant reduction (−17.9%) of the average nitrate content of rocket leaves throughout the storage period compared with the others (2163.6 mg kg<sup>-1</sup> FW on average). A significant decrease was also observed during storage; at the end of the experiment the nitrate content of rocket leaves was 24.8% lower than the initial value (2383.2 mg kg<sup>-1</sup> FW) (Table 4).

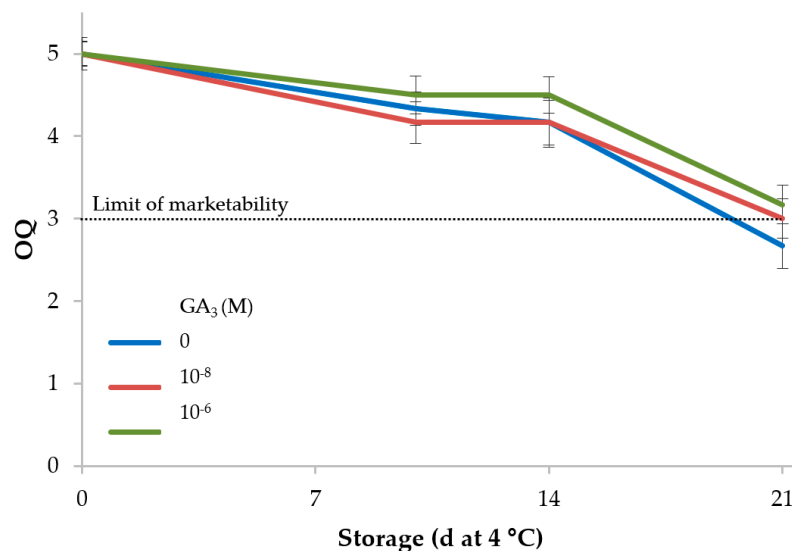
Rocket leaves showed color changes due to GA<sub>3</sub> and storage. GA<sub>3</sub> treatments, especially at the highest concentration, caused a darker color (lower L\* values), with higher a\* and lower b\* values than control leaves, resulting in a less vivid color (lower chroma) with a slightly higher hue angle (Table 5). During storage, rocket leaf color tended to be lighter (increased L\* values), with lower a\* and higher b\* values, showing an increase of chroma and a reduction of the hue angle that indicated a yellower saturated color (Table 5).

The overall quality (OQ) estimated by an informal panel was not significantly influenced by GA<sub>3</sub> treatments, whereas OQ slowly but significantly decreased during the storage period (Table 5). The scores of OQ were above 4 until the 14th day of storage in all the samples (4.3 on average), but were near the limit of marketability in the GA<sub>3</sub> samples (3.1 on average) and dropped below this threshold in the control samples at the end of storage (Figure 2).

**Table 5.** Effect of GA<sub>3</sub> and storage duration (d) on leaf appearance of minimally processed rocket.

Treatments	L*	a*	b*	Chroma	Hue	OQ	
GA <sub>3</sub> (M)							
0	45.2a <sup>z</sup>	−19.5b	26.5a	32.9a	126.6	4.0	
10 <sup>−8</sup>	44.4b	−19.1b	25.7ab	32.0ab	126.9	4.1	
10 <sup>−6</sup>	44.4b	−18.6a	24.8b	31.0b	127.1	4.3	
Storage (d at 4 °C)							
0	43.7c	−19.0ab	25.2b	31.6b	127.2a	5.0a	
7	44.5bc	−18.7a	24.9b	31.2b	127.1a	4.3b	
14	45.0ab	−19.4b	25.8ab	32.3ab	127.2a	4.3b	
21	45.5a	−19.2b	26.7a	33.0a	126.0b	2.9c	
GA <sub>3</sub> × Storage							
0	0	44.7	−19.4	26.2	32.6	126.8	5.0
0	10	45.5	−19.3	26.1	32.4	126.6	4.3
0	14	45.2	−19.9	26.5	33.1	127.1	4.2
0	21	45.5	−19.6	27.2	33.6	125.9	2.7
10 <sup>−8</sup>	0	43.2	−19.0	25.1	31.5	127.4	5.0
10 <sup>−8</sup>	10	44.0	−18.9	25.1	31.4	127.1	4.2
10 <sup>−8</sup>	14	44.8	−19.5	25.6	32.2	127.4	4.2
10 <sup>−8</sup>	21	45.7	−19.3	26.9	33.1	125.9	3.0
10 <sup>−6</sup>	0	43.1	−18.6	24.3	30.6	127.5	5.0
10 <sup>−6</sup>	10	44.0	−18.0	23.5	29.6	127.6	4.5
10 <sup>−6</sup>	14	45.0	−19.0	25.3	31.6	127.1	4.5
10 <sup>−6</sup>	21	45.3	−18.8	26.1	32.2	126.1	3.2
GA <sub>3</sub>	* x	***	***	***	ns	ns	
Storage	***	***	**	**	***	***	
GA <sub>3</sub> × Storage	ns	ns	ns	ns	ns	ns	

<sup>z</sup> each value is the mean of three replicates. Values in a column followed by the same letter are not significantly different, according to LSD test  $p \leq 0.05$ . x significance (ns = not significant); \* significant at  $p < 0.05$ ; \*\* significant at  $p < 0.01$ ; \*\*\* significant at  $p < 0.001$ .



**Figure 2.** Influence of GA<sub>3</sub> treatments and storage at 4 °C on overall quality of minimally processed rocket (5: excellent or having a fresh appearance; 3: average—limit of marketability; 1: unmarketable).

### 3.3. Principal Components Analysis

To obtain a broad overview of the morphological, physiological and biochemical, parameters characterizing minimally processed leaf lettuce and rocket under different GA<sub>3</sub> × storage treatments, a Principal Component Analysis (PCA) was carried out. The results of the principal components analysis



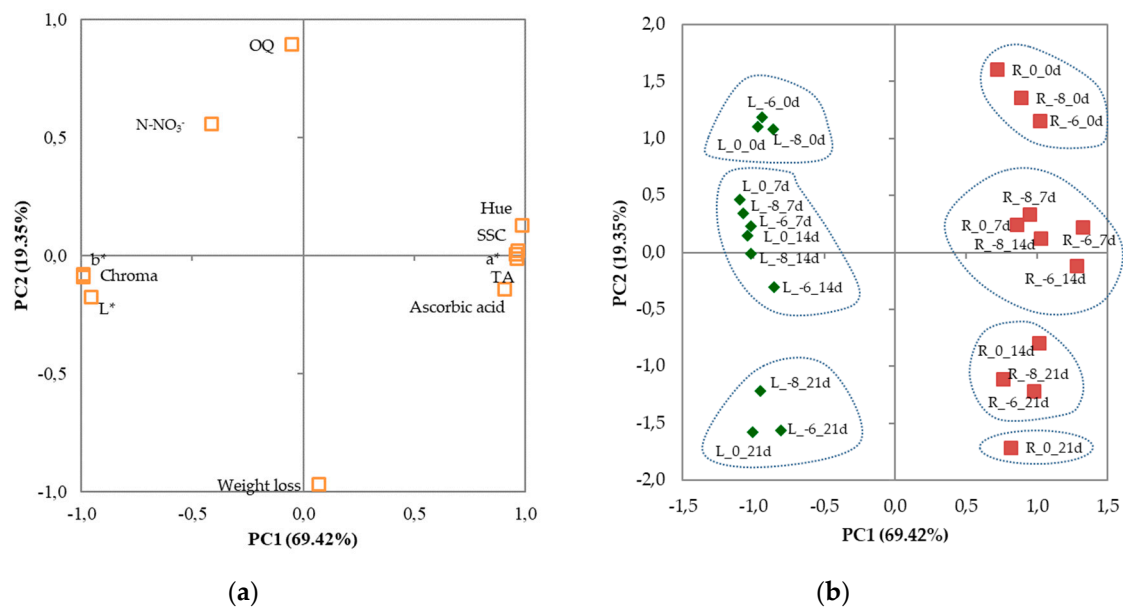
showed two principal components (PCs) with eigenvalues higher than 1.00 (Table 5), accounting for 69.42% and 19.35% of the total variance, respectively. This indicated that the initial 11 variables could be expressed as a linear combination of two PCs, explaining 88.77% of the total variance. PC1 was positively related to TSS, TA, ascorbic acid content,  $a^*$ , and hue and was negatively related to  $L^*$ ,  $b^*$ , and chroma. Moreover, PC2 was positively related to OQ and was negatively related to weight loss (Table 6).

**Table 6.** Correlation of variables to the factors of the principal components analysis (PCA) based on factor loadings.

Variables	PC1	PC2
Weight loss	0.071	<b>−0.968</b>
TSS	<b>0.965</b>	0.021
TA	<b>0.958</b>	0.006
Ascorbic acid	<b>0.910</b>	−0.144
N-NO <sub>3</sub> <sup>−</sup>	−0.413	0.557
$L^*$	<b>−0.955</b>	−0.174
$a^*$	<b>0.964</b>	−0.011
$b^*$	<b>−0.992</b>	−0.090
Chroma	<b>−0.991</b>	−0.080
Hue	<b>0.986</b>	0.129
OQ	−0.053	<b>0.894</b>

Values in bold within the same factor indicate the variable with the largest correlation.

The initial 11 variables projected on the plane of the two PCs clearly confirm such a relationship, as shown in the plot of loadings (Figure 3a). The discrimination of the various combinations of preharvest GA<sub>3</sub> treatments × storage time of minimally processed leaf lettuce and rocket can be visualized in the plot of scores (Figure 3b), where two clusters can be clearly distinguished. The scores of minimally processed lettuce were positioned in the negative side of PC1 and clearly separated from those of rocket, located in the positive part of PC1. Each cluster could be split into smaller subclusters: 3 subclusters for lettuce and 4 subclusters for rocket. The samples of lettuce soon after processing were clustered together in the upper left quadrant; a second subcluster clumped together all the scores of day 7 and 14, with a decreasing trend for PC2 values, that were negative only for lettuce samples treated with 10<sup>−8</sup> M and 10<sup>−6</sup> M GA<sub>3</sub> after 14 d of storage; the third subcluster grouped together in the lower left quadrant all the lettuce samples at the end of storage (21 d). The scores of minimally processed rocket showed more influence from GA<sub>3</sub> treatments. At day 0, the samples of rocket were clumped in a subcluster located in the upper right quadrant, but with an increasing trend of PC1 and a decreasing trend of PC2 as GA<sub>3</sub> level increased; a second cluster grouped together all the GA<sub>3</sub> treatments stored for 7 d and the samples treated with 10<sup>−8</sup> and 10<sup>−6</sup> M GA<sub>3</sub> stored for 14 d, with both samples treated with 10<sup>−6</sup> M GA<sub>3</sub> that showed higher PC1 values; the samples of rocket treated with 10<sup>−8</sup> and 10<sup>−6</sup> M GA<sub>3</sub> stored for 21 d and those of the controls stored for 14 d could be assigned to the third subcluster located in the lower right quadrant, where a fourth subcluster could be also detected. This last subcluster included only the nontreated minimally processed rocket stored for 21 d, which had the lowest PC2 value. Combining the information from the plots, it can be concluded that GA<sub>3</sub> doses influenced leaf lettuce and rocket in different ways (Figure 3a,b). Lettuce was related with all the parameters negatively related to PC1, whereas rocket was related with all the parameters positively related to PC1. Storage time was negatively related to PC2 (weight loss and OQ). During cold storage, the samples treated with 10<sup>−6</sup> M GA<sub>3</sub> showed, generally, higher PC1 values than the others.



**Figure 3.** Plot of (a) loadings (quality characteristics of minimally processed leaf lettuce and rocket during 21 d of storage at 4 °C) and (b) scores (trials) formed by the two principal components from the Principal Component Analysis. L\_0, L\_-8, and L\_-6: lettuce (green rhombuses) cultivated in nutrient solutions with 0, 10<sup>-8</sup> and 10<sup>-6</sup> M GA<sub>3</sub>, respectively; R\_0, R\_-8, and R\_-6: rocket (red squares) cultivated in nutrient solutions with 0, 10<sup>-8</sup> and 10<sup>-6</sup> M GA<sub>3</sub>, respectively; \_0d, \_7d, \_14d, and \_21d: days of storage at 4 °C.

#### 4. Discussion

Plant growth regulators (PGRs) have been used in agriculture since their discovery to control plant processes (germination, vegetative growth, reproductive development, maturity, senescence, and postharvest preservation) [17]. Gibberellins are PGRs associated with many plant physiological activities [47] that have been used commercially to improve morphological and phenotypic characteristics, and earliness and yield of many vegetable and ornamental crops [48]. Gibberellins have also been tested as postharvest treatments, with the aim of preserving stored products from decay and biotic or abiotic stress. The doses of GA<sub>3</sub> applied to plants may vary greatly. Many experiments have been carried out to study the effects of spraying exogenous GA<sub>3</sub> at very low concentrations on various crops [18,25,36,37,40,49–51], showing that GA<sub>3</sub> relative concentrations and responses may differ according to species and their growth stages [34]. This indicates the need to evaluate the effects of applying different GA<sub>3</sub> doses to different vegetable crop during both growth and postharvest. In fact, many crop practices may exert their effects on products also after harvesting. At harvest, vegetables are removed from the parent plant and so they lose the normal supply of water, nutrients, and organic molecules including hormones, which may be supplied by translocation from other parts of the plant during growth. Nevertheless, endogenous hormones go on functioning and controlling physiological processes of vegetables even during storage [52]. This suggested an opportunity to control and slow postharvest changes in fruits, vegetables, and flowers by exogenous application of phytohormones. Postharvest GA<sub>3</sub> treatments have been used in preserving stored products because they were shown to be efficient, nontoxic, biodegradable, and with no residual [30–33]. However, little information is available concerning the role of preharvest and postharvest GA<sub>3</sub> treatments during cold storage of minimally processed leafy vegetables. Thus, we aimed to determine if the preharvest application of GA<sub>3</sub> through the MNS of a hydroponic floating system could affect quality characteristics of minimally processed leaf lettuce and rocket at harvest and during cold storage.

The modification that plant growth regulators can cause on plant phenotype, growth, and development by altering the hormonal content and their balance may play a role in modifying crop

yield [53–57]. Leaf lettuce and rocket yield were positively affected by exogenous GA<sub>3</sub> supplied through the MNS at 10<sup>-6</sup> M GA<sub>3</sub> [42]. The growth-promoting effect of GA<sub>3</sub> resulted in a significantly higher yield of both raw and minimally processed leafy vegetables. GA<sub>3</sub>-treated plants showed an enhanced activity of enzymes that have a role in photosynthetic processes [58,59]; thus, GA<sub>3</sub> may indirectly increase the photosynthetic rate [52,54,58,60], leading to greater dry mass accumulation and higher yield.

Weight loss occurring during storage is one of the main issues that may negatively influence the appearance and quality of minimally processed leafy vegetables. It could be directly linked with water loss, but also with respiration that degrades carbohydrate reserves [61,62]. This parameter may be used as an index of the impact of abiotic stress and storage conditions on fresh cut products [63,64]. Minimally processed vegetables are usually packed in sealed plastic bags that have low permeability to water vapor; this characteristic determines the quick rise in relative humidity (RH) to a very high level (almost 100% RH) inside the bags [65–68], so dehydration is not a main issue, as we found for the leafy vegetables tested in this work. The weight losses of minimally processed lettuce and rocket leaves were similar on average at the end of storage; GA<sub>3</sub> preharvest application was effective in reducing weight loss of rocket leaves but had no effect on lettuce leaves. Water loss is mainly due to the reduction of the resistance of outer periderm or cuticle to transpiration, caused by processing or by leaf tissue deterioration [69]. GA<sub>3</sub> may influence cuticle thickness and epidermal cell dimension, but to different extents based on species and cultivar [70], as we found for leaf lettuce and rocket, and may also have a role in decreasing the activity of cell wall-hydrolyzing enzymes [71]. Even though plant cell walls are permeable to water, the higher integrity of this structure might increase resistance to water flux [72]. Thus, the lower weight loss observed in the GA<sub>3</sub>-treated rocket leaves might be attributed to the maintenance of tissue integrity due to lower activity of enzymes responsible for decomposing cellular structure [71].

Total soluble solids and titratable acidity were not affected by GA<sub>3</sub> preharvest supply in both lettuce and rocket but showed variations during cold storage. Minimally processed leaves may increase their respiration activity and ethylene production during storage, and these metabolic variations could influence the amount of complex and soluble sugars and organic acids. Thus, the increase of TSS and total acidity found after 7 and 14 d of storage could be an indirect indication of the increasing metabolic activity of leaf lettuce and rocket leaves during cold storage. Similar increases of total acidity have been found during cold storage of minimally processed cauliflower [68,73], fresh-cut red chicory [65], and escarole [66]. Soluble sugars are transformed to organic acids and to other simple carbon compounds, thus determining the contemporary increase of titratable acidity during storage in both leafy vegetables. Lers et al. [74] found that preharvest GA<sub>3</sub> treatments were effective in reducing the respiration rate of parsley leaves stored for 8 d at 25 °C, while in our experiment we did not find a modification of metabolites (soluble sugars or total acidity) that could have confirmed the effect of GA<sub>3</sub> on respiration rate. This was probably due to the low temperature and to the atmosphere inside the sealed bags that was effective in slowing the respiration process [65,75].

Among the organic acids found in vegetables, ascorbic acid (vitamin C) is an important element of nutritional quality, as its consumption has been related to a lower incidence of several chronic diseases including cardiovascular disease and cancer [76]. Producing vegetables with a high vitamin C content and maintaining the level of vitamin C during postharvest storage time is essential for enhancing their nutritional value. Leaf lettuce had a lower ascorbic acid content than rocket and was not influenced by GA<sub>3</sub> treatment or cold storage. Even if ascorbic acid is a very labile compound that can be quickly degraded during postharvest storage of perishable foods, several studies have shown that its losses can be strongly limited or that it can even increase in packed cold-stored vegetables [67,77–80]. In fact, in our work, the content of ascorbic acid of rocket was positively affected by cold storage. Furthermore, growing rocket with 10<sup>-6</sup> M GA<sub>3</sub> in the MNS resulted in a higher content of ascorbic acid in rocket leaves at harvest and during cold storage. A similar effect on vitamin C content was found by El-Hamahmy et al. [81] on sugar snap peas after postharvest treatment with GA<sub>3</sub> and during

cold storage. The different response of leaf lettuce and rocket as regards ascorbic acid content could be related to differences in metabolic processes between the tested species. A relationship between the ascorbic acid content of leaves and nitrogen availability has been found in some fruits and vegetables, but this relationship may vary depending on many factors (e.g., genus, climate, etc.) [82,83]. Leafy vegetables need sufficient N supply to maintain ascorbic acid synthesis [67,84]. GA<sub>3</sub> treatments can affect nitrogen metabolism and nitrogen redistribution to different plant organs and to different biochemical processes [42], thus, likely influencing ascorbic acid production.

The differing effect of GA<sub>3</sub> on leaf lettuce and rocket was also found for their nitrate content. Nitrate accumulation in leafy vegetables can negatively affect human health and determine a decrease of nutritional quality or even the loss of marketability [85]. Minimally processed lettuce leaves showed an average initial nitrate content of 2448.3 mg kg<sup>-1</sup> FW that decreased during cold storage in GA<sub>3</sub>-treated leaves, while it remained constant in control leaves. Rocket leaves also exhibited a decrease of nitrate content during storage, but irrespective of GA<sub>3</sub> treatments which, in turn, significantly affected initial nitrate accumulation, with a lower value with 10<sup>-6</sup> M GA<sub>3</sub> treatment. Gibberellic acid affects nitrogen metabolism and nitrogen redistribution in plants and has a positive effect on nitrate reductase activity [58,86]. Thus, GA<sub>3</sub> treatments, above all 10<sup>-6</sup> M GA<sub>3</sub>, might have influenced nitrate reductase, but in different ways in the tested leafy vegetables. The increased activity of this enzyme could have caused a reduction of nitrate accumulation in rocket during plant growth, while leaf lettuce plants may not have reduced the nitrate content during growth, for a more efficient translocation from roots to leaves and, when leaves were detached and deprived of nitrate supply, could have finally showed the higher nitrate reductase efficiency, promoted by GA<sub>3</sub> treatment.

The quality of vegetable products, and those minimally processed above all, is strongly characterized by appearance and color. These characteristics can impact food choice and acceptability and may also influence the consumer's perception of sensory quality. Color modifications may be triggered by preharvest [42,67,87] or postharvest [65,66,68,88] factors. Color alterations that may occur in leafy vegetables are mainly related to browning and yellowing (chlorophyll degradation) and could determine marketability loss before physical, chemical, and microbiological alterations are perceivable [67]. During storage, color modifications were noted in lettuce and rocket at different extents for each color parameter. The effect of preharvest GA<sub>3</sub> treatment was more significant for rocket than for lettuce. Nonetheless, at the end of the cold storage period, GA<sub>3</sub>-treated leaves of both leafy vegetables showed a higher hue angle that corresponds to a greener color and consequently to a higher chlorophyll content [89,90]. Preharvest [74] or postharvest [30,91] GA<sub>3</sub> treatments have been effective in retarding various senescence processes (e.g., chlorophyll and protein loss and amino acid accumulation) in other leafy vegetables. The degradation of chlorophyll in detached leaves is attributed to the lack of sufficient endogenous hormones, which cease on excision of the leaves from the plant [82,92]. The inhibitory role of GAs in chlorophyll degradation has been confirmed in some other plant species [81,93–96].

Color retention during cold storage influences quality perception of the minimally processed leafy vegetable tested. Even small variations of color components can result in significant changes of color that can be noted by the human eye, as confirmed by the panel that assessed the overall quality. Scores for lettuce OQ decreased during storage, with significantly higher values than the controls at the end of storage, following 10<sup>-6</sup> M GA<sub>3</sub> treatment. Cold storage in sealed plastic bags was effective in retarding alteration in appearance for at least two weeks [65,66,68,73,75,97]. Moreover, the slowed senescence of GA<sub>3</sub>-treated samples maintained an overall visual quality over the threshold of marketability in both lettuce and rocket for up to 21 d of cold storage.

As seen above, minimally processed leaf lettuce and rocket were in some cases differently affected by GA<sub>3</sub> preharvest treatments. This difference is clearly shown by the Principal Component Analysis that summarize the different responses of the two leafy vegetables to preharvest treatments. Postharvest responses to preharvest GA<sub>3</sub> treatments were species-specific and dose-dependent, thus confirming that hormone requirement, relative concentrations, and responses may vary for different species [34].

## 5. Conclusions

Adding  $10^{-6}$  M GA<sub>3</sub> to the nutrient solution of a hydroponic floating system resulted in a positive effect on the yield of leaf lettuce and rocket plants and on the amount of minimally processed leaves produced. Preharvest GA<sub>3</sub> treatments also had positive effects on retarding senescence and enhancing shelf-life of minimally processed lettuce and rocket, but the degree of the effects was species-dependent.

**Author Contributions:** Conceptualization, A.M. (Alessandro Miceli), F.V. and A.M. (Alessandra Moncada); Data curation, A.M. (Alessandro Miceli), F.V. and A.M. (Alessandra Moncada); Formal analysis, A.M. (Alessandro Miceli); Funding acquisition, F.D.'A.; Investigation, A.M. (Alessandro Miceli), F.V., L.S. and A.M. (Alessandra Moncada); Methodology, A.M. (Alessandro Miceli); Writing—original draft, A.M. (Alessandro Miceli) and F.V.; Writing—review & editing, A.M. (Alessandro Miceli) and A.M. (Alessandra Moncada).

**Funding:** This research received no external funding.

**Conflicts of Interest:** The authors declare no conflict of interest.

## References

1. Chakraborty, I.; Chattopadhyay, A. Pre- and Post-Harvest Losses in Vegetables. In *Advances in Postharvest Technologies of Vegetable Crops*; CRC Press: Boca Raton, FL, USA, 2018; pp. 25–87.
2. Lynch, M.F.; Tauxe, R.V.; Hedberg, C.W. The growing burden of foodborne outbreaks due to contaminated fresh produce: Risks and opportunities. *Epidemiol. Infect.* **2009**, *137*, 307–315. [[CrossRef](#)] [[PubMed](#)]
3. Settanni, L.; Miceli, A.; Francesca, N.; Cruciata, M.; Moschetti, G. Microbiological investigation of *Raphanus sativus* L. grown hydroponically in nutrient solutions contaminated with spoilage and pathogenic bacteria. *Int. J. Food Microbiol.* **2013**, *160*, 344–352. [[CrossRef](#)] [[PubMed](#)]
4. Tomasi, N.; Pinton, R.; Costa, L.D.; Cortella, G.; Terzano, R.; Mimmo, T.; Scampicchio, M.; Cesco, S. New 'solutions' for floating cultivation system of ready-to-eat salad: A review. *Trends Food Sci. Technol.* **2015**, *46*, 267–276. [[CrossRef](#)]
5. Khan, I.; Tanga, C.N.; Miskeen, S.; Lee, B.H.; Oh, D.H. Hurdle technology: A novel approach for enhanced food quality and safety—A review. *Food Control* **2017**, *73*, 1426–1444. [[CrossRef](#)]
6. Soerjomataram, I.; Oomen, D.; Lemmens, V.; Oenema, A.; Benetou, V.; Trichopoulou, A.; Coebergh, J.W.; Barendregt, J.; De Vries, E. Increased consumption of fruit and vegetables and future cancer incidence in selected European countries. *Eur. J. Cancer* **2010**, *46*, 2563–2580. [[CrossRef](#)]
7. Karam, M.C.; Petit, J.; Zimmer, D.; Djantou, E.B.; Scher, J. Effects of drying and grinding in production of fruit and vegetable powders: A review. *J. Food Eng.* **2016**, *188*, 32–49. [[CrossRef](#)]
8. Francesca, N.; Guarcello, R.; Craparo, V.; Moschetti, G.; Settanni, L.; Gaglio, R. Microbial Ecology of Retail Ready-to-Eat Escarole and Red Chicory Sold in Palermo City, Italy. *J. Food Qual. Hazards Control* **2019**, *6*, 45–52. [[CrossRef](#)]
9. Miceli, A.; Settanni, L. Influence of agronomic practices and pre-harvest conditions on the attachment and development of *Listeria monocytogenes* in vegetables. *Ann. Microbiol.* **2019**, *69*, 185–199. [[CrossRef](#)]
10. Putnik, P.; Bursać Kovačević, D.; Herceg, K.; Roohinejad, S.; Greiner, R.; Bekhit, A.E.D.A.; Levaj, B. Modelling the shelf-life of minimally-processed fresh-cut apples packaged in a modified atmosphere using food quality parameters. *Food Control* **2011**, *81*, 55–64. [[CrossRef](#)]
11. Mir, S.A.; Shah, M.A.; Mir, M.M.; Dar, B.; Greiner, R.; Roohinejad, S. Microbiological contamination of ready-to-eat vegetable salads in developing countries and potential solutions in the supply chain to control microbial pathogens. *Food Control* **2018**, *85*, 235–244. [[CrossRef](#)]
12. Foley, J.A.; Ramankutty, N.; Brauman, K.A.; Cassidy, E.S.; Gerber, J.S.; Johnston, M.; Mueller, N.D.; O'Connell, C.; Ray, D.K.; West, P.C.; et al. Solutions for a cultivated planet. *Nature* **2011**, *478*, 337. [[CrossRef](#)] [[PubMed](#)]
13. Kummu, M.; De Moel, H.; Porkka, M.; Siebert, S.; Varis, O.; Ward, P. Lost food, wasted resources: Global food supply chain losses and their impacts on freshwater, cropland, and fertiliser use. *Sci. Total Environ.* **2012**, *438*, 477–489. [[CrossRef](#)] [[PubMed](#)]
14. Davis, K.F.; D'Odorico, P.; Rulli, M.C. Moderating diets to feed the future. *Earth's Future* **2014**, *2*, 559–565. [[CrossRef](#)]

15. Davis, K.F.; Gephart, J.A.; Emery, K.A.; Leach, A.M.; Galloway, J.N.; D’Odorico, P. Meeting future food demand with current agricultural resources. *Glob. Environ. Chang.* **2016**, *39*, 125–132. [[CrossRef](#)]
16. Mueller, N.D.; Gerber, J.S.; Johnston, M.; Ray, D.K.; Ramankutty, N.; Foley, J.A. Closing yield gaps through nutrient and water management. *Nature* **2012**, *490*, 254–257. [[CrossRef](#)] [[PubMed](#)]
17. Basra, A. *Plant Growth Regulators in Agriculture and Horticulture: Their Role and Commercial Uses*; CRC Press: Boca Raton, FL, USA, 2000.
18. Shah, S.H.; Ahmad, I. Samiullah Effect of gibberellic acid spray on growth; nutrient uptake and yield attributes during various growth stages of black cumin (*Nigella sativa* L.). *Asian J. Plant Sci.* **2006**, *5*, 881–884.
19. Hedden, P.; Sponsel, V. A Century of Gibberellin Research. *J. Plant Growth Regul.* **2015**, *34*, 740–760. [[CrossRef](#)] [[PubMed](#)]
20. Azuma, T.; Ueno, S.; Uchida, N.; Yasuda, T. Gibberellin-induced elongation and osmoregulation in internodes of floating rice. *Physiol. Plant.* **1997**, *99*, 517–522. [[CrossRef](#)]
21. Bhaskar, S.; Vasanth Kumar, T.; Srivastava, H.C. Influence of growth regulators on production of herbage and oil in patchouli (*Pogostemon patchouli*). *Ind. Perfum.* **1997**, *41*, 98–101.
22. Brock, T.G. Combined effects of hormones and light during growth promotion in primary leaves of *Phaseolus vulgaris*. *Can. J. Bot.* **1993**, *71*, 501–505. [[CrossRef](#)]
23. Emongor, V.E. Effect of benzyladenine and gibberellins on growth, yield and yield components of common bean (*Phaseolus vulgaris*). *UNISWA. Res. J. Agric. Sci. Technol.* **2002**, *6*, 65–72. [[CrossRef](#)]
24. Gupta, V.N.; Datta, S.K. Influence of gibberellic acid on growth and flowering in chrysanthemum (*Chrysanthemum morifolium* Ramat) cv. *Jayanti*. *Ind. J. Plant Physiol.* **2001**, *6*, 420–422.
25. Khan, N.A. Samiullah Comparative effect of modes of gibberellic acid application on photosynthetic biomass distribution and productivity of rapeseed-mustard. *Physiol. Mol. Biol. Plants* **2003**, *9*, 141–145.
26. Richards, D.E.; King, K.E.; Ait-Ali, T.; Harberd, N.P. How gibberellin regulates plant growth and development: A molecular genetic analysis of gibberellin signaling. *Annu. Rev. Plant Biol.* **2001**, *52*, 67–88. [[CrossRef](#)] [[PubMed](#)]
27. Takei, K.; Takahashi, T.; Sugiyama, T.; Yamaya, T.; Sakakibara, H. Multiple routes communicating nitrogen availability from roots to shoots: A signal transduction pathway mediated by cytokinin. *J. Exp. Bot.* **2002**, *53*, 971–977. [[CrossRef](#)] [[PubMed](#)]
28. Wareing, P.F.; Phillips, I.D.J. *Growth and Differentiation in Plants*, 3rd ed.; Pergamon Press: Oxford, UK, 1981.
29. Yang, Y.Z.; Lin, D.C.; Guo, Z.Y. Promotion of fruit development in cucumber (*Cucumis sativus*) by thidiazuron. *Sci. Hortic.* **1992**, *50*, 47–51. [[CrossRef](#)]
30. Aharoni, N.; Dvir, O.; Chalupowicz, D.; Aharon, Z. Coping with postharvest physiology of fresh culinary herbs. *Acta Hortic.* **1993**, *344*, 69–78. [[CrossRef](#)]
31. Ding, Y.; Sheng, J.; Li, S.; Nie, Y.; Zhao, J.; Zhu, Z.; Wang, Z.; Tang, X. The role of gibberellins in the mitigation of chilling injury in cherry tomato (*Solanum lycopersicum* L.) fruit. *Postharvest Biol. Technol.* **2015**, *101*, 88–95. [[CrossRef](#)]
32. Valero, D.; Serrano, M.; Burló, F.; Carbonell, A.; Burgos, L.; Riquelme, F.; Martínez-Romero, D.; Martínez-Romero, D. Exogenous Polyamines and Gibberellic Acid Effects on Peach (*Prunus persica* L.) Storability Improvement. *J. Food Sci.* **2000**, *65*, 288–294.
33. Yu, T.; Wu, P.G.; Qi, J.J.; Zheng, X.D.; Jiang, F.; Zhan, X. Improved control of postharvest blue mold rot in pear fruit by a combination of *Cryptococcus laurentii* and gibberellic acid. *Biol. Control* **2006**, *39*, 128–134. [[CrossRef](#)]
34. Robert, E.C. Introduction: Nature, Occurrence and Functioning of Plant Hormones. In *Biochemistry and Molecular Biology of Plant Hormones*; Hooykaas, P.J.J., Hall, M.A., Libbenga, K.R., Eds.; Elsevier: Amsterdam, The Netherlands; New York, NY, USA; London, UK, 1999; pp. 3–22.
35. Janick, J. *Horticultural Science*; Freeman & Co.: San Francisco, CA, USA, 1979.
36. Khan, M.M.A.; Gautam, C.; Mohammad, F.; Siddiqui, M.H.; Naeem, M.; Khan, M.N. Effect of gibberellic acid spray on performance of tomato. *Turk. J. Biol.* **2006**, *30*, 11–16.
37. Khan, N.A.; Ansari, H.R. Samiullah Effect of gibberellic acid spray during ontogeny of mustard on growth, nutrient uptake and yield characteristics. *J. Agron. Crop Sci.* **1998**, *181*, 61–73. [[CrossRef](#)]
38. King, R.W.; Evans, L.T. Gibberellins and flowering of grasses and cereals: Prizing open the lid of the “florigen black box”. *Annu. Rev. Plant Biol.* **2003**, *54*, 307–328. [[CrossRef](#)] [[PubMed](#)]

39. Mukherjee, R.K.; Prabhakar, B.S. Effect of gibberellin on rice yield response to nitrogen applied at heading, and quality of seeds. *Plant Soil* **1980**, *55*, 153–156. [[CrossRef](#)]
40. Pal, P.; Yadav, K.; Kumar, K.; Singh, N. Effect of Gibberellic Acid and Potassium Foliar Sprays on Productivity and Physiological and Biochemical Parameters of Parthenocarpic Cucumber cv. 'Seven Star F1'. *J. Hortic. Res.* **2016**, *24*, 93–100. [[CrossRef](#)]
41. Singh, S.P. Response of tomatoes to growth substances—A review. *Adv. Hort. Forest.* **1995**, *4*, 73–84.
42. Miceli, A.; Moncada, A.; Sabatino, L.; Vetrano, F. Effect of Gibberellic Acid on Growth, Yield, and Quality of Leaf Lettuce and Rocket Grown in a Floating System. *Agronomy* **2019**, *9*, 382. [[CrossRef](#)]
43. Sonneveld, C.; Voogt, W. *Plant Nutrition of Greenhouse Crops*; Springer Science and Business Media LLC: Berlin, Germany, 2009.
44. Goto, E.; Both, A.; Albright, L.; Langhans, R.; Leed, A. Effect of dissolved oxygen concentration on lettuce growth in floating hydroponics. *Acta Hortic.* **1996**, *440*, 205–210. [[CrossRef](#)]
45. McGuire, R.G. Reporting of Objective Color Measurements. *HortScience* **1992**, *27*, 1254–1255. [[CrossRef](#)]
46. Merck Reagenti, Prodotti Chimici e Attrezzature per il Laboratorio. Available online: <http://www.merckmillipore.com/chemicals> (accessed on 28 May 2019).
47. Hooley, R. Gibberellins: Perception, transduction and responses. *Plant Mol. Biol.* **1994**, *26*, 1529–1555. [[CrossRef](#)]
48. Da Silva Vieira, M.R.; Citadini, V.; Lima, G.P.P.; de Souza, A.V.; de Souza Alves, L. Use of gibberellin in floriculture. *Afr. J. Biotechnol.* **2010**, *9*, 9118–9121.
49. Khan, N.A.; Mir, R.; Khan, M.; Javid, S.; Samiullah. Effects of gibberellic acid spray on nitrogen yield efficiency of mustard grown with different nitrogen levels. *Plant Growth Regul.* **2002**, *38*, 243–247. [[CrossRef](#)]
50. Shah, S.H. Effects of salt stress on mustard as affected by gibberellic acid application. *Gen. Appl. Plant Physiol.* **2007**, *33*, 97–106.
51. Gelmesa, D.; Abebie, B.; Desalegn, L. Effects of Gibberellic acid and 2, 4-dichlorophenoxyacetic acid spray on fruit yield and quality of tomato (*Lycopersicon esculentum* Mill.). *J. Plant Breed. Crop Sci.* **2010**, *2*, 316–324.
52. Ludford, P.M. Postharvest Hormone Changes in Vegetables and Fruit. In *Plant Hormones*; Davies, P.J., Ed.; Kluwer Academic Publishers: Dordrecht, NL, USA, 1995.
53. Tang, X.M.; Liu, C.; Zhong, R.C.; Jiang, J.; Han, Z.Q.; He, L.Q.; Li, Z.; Xiong, F.Q.; Tang, R.H. Comparative studies on the chemical regulation of peanuts by paclobutrazol, mepiquat chloride and chlorocholine chloride. *J. South. Agric.* **2011**, *42*, 603–605.
54. Xie, B.T.; Wang, Q.M.; Zhang, H.Y.; Li, A.X.; Hou, F.Y.; Wang, B.Q.; Dong, S.X.; Zhang, L.M. The effect of plant growth regulators on the yield and phytohormone concentration in sweet potato. *Acta Agric. Boreali Sin.* **2016**, *31*, 155–161.
55. Zhang, Y. Research status of plant growth regulators on crop regulation. *Mod. Agric.* **2016**, *5*, 31–34.
56. Han, H.Y.; Wang, F.A.; Chen, B.; Li, B.A.; Zhang, W.F.; Tian, X.L.; Li, Z. Effect of nitrogen fertilizer on plant growth and yield formation of cotton applied with fortified DPC. *J. China Agric. Univ.* **2017**, *22*, 12–20.
57. Zhang, M.; Liu, M.; Zhang, Y.; Ji, Y.; Zhao, M.; Wu, Z. Effect of different plant growth regulator added in nutrient solution on growth and development of summer tomato seedling. *North Hortic.* **2017**, *6*, 8–13.
58. Khan, N.A. Effect of gibberellic acid on carbonic anhydrase, photosynthesis, growth and yield of mustard. *Biol. Plant.* **1996**, *38*, 145–147. [[CrossRef](#)]
59. Sültemeyer, D.; Schmidt, C.; Fock, H.P. Carbonic anhydrases in higher plants and aquatic microorganisms. *Physiol. Plant.* **1993**, *88*, 179–190. [[CrossRef](#)]
60. Khan, N.A. Variation in carbonic anhydrase activity and its relationship with photosynthesis and dry mass of mustard. *Photosynthetica* **1994**, *30*, 317–320.
61. Roura, S.I.; Davidovich, L.A.; Del Valle, C.E. Postharvest changes in fresh Swiss chard (*Beta vulgaris*. type *cycla*) under different storage conditions. *J. Food Qual.* **2000**, *23*, 137–147. [[CrossRef](#)]
62. Roura, S.I.; Davidovich, L.A.; Del Valle, C.E. Quality loss in minimally processed Swiss chard related to amount of damaged area. *Lebensm. Wiss. Technol.* **2000**, *33*, 53–59. [[CrossRef](#)]
63. Hodges, D.M.; Toivonen, P.M. Quality of fresh-cut fruits and vegetables as affected by exposure to abiotic stress. *Postharvest Biol. Technol.* **2008**, *48*, 155–162. [[CrossRef](#)]
64. Toivonen, P.M.A.; DeEll, J.R. Physiology of fresh-cut fruits and vegetables. In *Physiology of Fresh-Cut Fruits and Vegetables: Science, Technology, and Market*; Lamikanra, O., Ed.; CRC Press: Boca Raton, FL, USA, 2002; pp. 91–123.

65. Alfonzo, A.; Gaglio, R.; Miceli, A.; Francesca, N.; Di Gerlando, R.; Moschetti, G.; Settanni, L. Shelf life evaluation of fresh-cut red chicory subjected to different minimal processes. *Food Microbiol.* **2018**, *73*, 298–304. [[CrossRef](#)]
66. Miceli, A.; Gaglio, R.; Francesca, N.; Ciminata, A.; Moschetti, G.; Settanni, L. Evolution of shelf life parameters of ready-to-eat escarole (*Cichorium endivia* var. *latifolium*) subjected to different cutting operations. *Sci. Hortic.* **2019**, *247*, 175–183. [[CrossRef](#)]
67. Miceli, A.; Miceli, C. Effect of Nitrogen Fertilization on the Quality of Swiss Chard at Harvest and during Storage as Minimally Processed Produce. *J. Food Qual.* **2014**, *37*, 125–134. [[CrossRef](#)]
68. Miceli, A.; Romano, C.; Moncada, A.; D’Anna, F.; Vetrano, F. Effect of cold storage on the quality of minimally processed cauliflower. *Carpath. J. Food Sci. Technol.* **2015**, *7*, 70–74.
69. Watada, A.E.; Qi, L. Quality of fresh-cut produce. *Postharv. Biol. Technol.* **1999**, *15*, 201–205. [[CrossRef](#)]
70. Demirsoy, L.; Bilgener, S. The effect of chemical applications on cuticular and epidermal properties of some sweet cherry cultivars with respect to fruit cracking susceptibility. *Turk. J. Agric. For.* **2000**, *24*, 541–550.
71. Sams, C.E. Preharvest factors affecting postharvest texture. *Postharvest Biol. Technol.* **1999**, *15*, 249–254. [[CrossRef](#)]
72. Gang, C.; Li, J.; Chen, Y.; Wang, Y.; Li, H.; Pan, B.; Odeh, I. Synergistic effect of chemical treatments on storage quality and chilling injury of honey peaches. *J. Food Process. Preserv.* **2015**, *39*, 1108–1117. [[CrossRef](#)]
73. Miceli, A.; Vetrano, F.; Romano, C. Effect of hot air treatment on minimally processed cauliflower. *Acta Hortic.* **2013**, *1005*, 309–314. [[CrossRef](#)]
74. Lers, A.; Jiang, W.; Lomaniec, E.; Aharoni, N. Gibberellic Acid and CO<sub>2</sub> Additive Effect in Retarding Postharvest Senescence of Parsley. *J. Food Sci.* **1998**, *63*, 66–68. [[CrossRef](#)]
75. Gaglio, R.; Miceli, A.; Sardina, M.T.; Francesca, N.; Moschetti, G.; Settanni, L. Evaluation of microbiological and physico-chemical parameters of retail ready-to-eat mono-varietal salads. *J. Food Process. Preserv.* **2019**, *43*, e13955. [[CrossRef](#)]
76. Jacob, R.A.; Sotoudeh, G. Vitamin C Function and Status in Chronic Disease. *Nutr. Clin. Care* **2002**, *5*, 66–74. [[CrossRef](#)]
77. Eheart, M.S.; Odland, D. Storage of fresh broccoli and green beans. *J. Am. Diet. Assoc.* **1972**, *60*, 402–406.
78. Esteve, M.J.; Farré, R.; Frígola, A.; Clemente, G. Changes in Ascorbic Acid Content of Green Asparagus during the Harvesting Period and Storage. *J. Agric. Food Chem.* **1995**, *43*, 2058–2061. [[CrossRef](#)]
79. Howard, L.; Wong, A.; Perry, A.; Klein, B.  $\beta$ -Carotene and Ascorbic Acid Retention in Fresh and Processed Vegetables. *J. Food Sci.* **1999**, *64*, 929–936. [[CrossRef](#)]
80. Wu, Y.; Perry, A.K.; Klein, B.P. Vitamin C and B-carotene in fresh and frozen green beans and broccoli in a simulated system. *J. Food Qual.* **1992**, *15*, 87–96. [[CrossRef](#)]
81. El-Hamahmy, M.A.; Elsayed, A.I.; Otero, D.C. Physiological effects of hot water dipping, chitosan coating and gibberellic acid on shelf-life and quality assurance of sugar snap peas (*Pisum sativum* L. var. *macrocarpon*). *Food Packag. Shelf Life* **2017**, *11*, 58–66. [[CrossRef](#)]
82. Lee, S.K.; Kader, A.A. Preharvest and postharvest factors influencing vitamin C content of horticultural crops. *Postharvest Biol. Technol.* **2000**, *20*, 207–220. [[CrossRef](#)]
83. Stefanelli, D.; Goodwin, I.; Jones, R. Minimal nitrogen and water use in horticulture: Effects on quality and content of selected nutrients. *Food Res. Int.* **2010**, *43*, 1833–1843. [[CrossRef](#)]
84. Mozafar, A. *Plant Vitamins. Agronomic, Physiological and Nutritional Aspects*; CRC Press: Boca Raton, FL, USA, 1994.
85. European Union Commission Regulation (EC) No. 1258/2011 of 2 December 2011 amending Regulation (EC) No. 1881/2006 as regards maximum levels for nitrates in foodstuffs. *Off. J. Eur. Union* **2011**, *L320*, 15–17.
86. Chanda, S.V.; Sood, C.R.; Reddy, V.S.; Singh, Y.D. Influence of plant growth regulators on some enzymes of nitrogen assimilation in mustard seedlings. *J. Plant Nutr.* **1998**, *21*, 1765–1777. [[CrossRef](#)]
87. Moncada, A.; Miceli, A.; Sabatino, L.; Iapichino, G.; D’Anna, F.; Vetrano, F. Effect of Molybdenum Rate on Yield and Quality of Lettuce, Escarole, and Curly Endive Grown in a Floating System. *Agronomy* **2018**, *8*, 171. [[CrossRef](#)]
88. La Scalia, G.; Aiello, G.; Miceli, A.; Nasca, A.; Alfonzo, A.; Settanni, L. Effect of vibration on the quality of strawberry fruits caused by simulated transport. *J. Food Process Eng.* **2016**, *39*, 140–156. [[CrossRef](#)]



89. Ihl, M.; Shene, C.; Scheuermann, E.; Bifani, V. Correlation for pigment content through color determination using tristimulus values in a green leafy vegetable, Swiss chard. *J. Sci. Food Agric.* **1994**, *66*, 527–531. [[CrossRef](#)]
90. Madeira, A.C.; Ferreira, A.; De Varennes, A.; Vieira, M.I. SPAD Meter Versus Tristimulus Colorimeter to Estimate Chlorophyll Content and Leaf Color in Sweet Pepper. *Commun. Soil Sci. Plant Anal.* **2003**, *34*, 2461–2470. [[CrossRef](#)]
91. Aharoni, N.; Back, A.; Ben-Yehushua, S.; Richmond, A.E. Exogenous gibberellic acid and the cytokinin isopentenyladenine retardants of senescence in romaine lettuce. *J. Am. Soc. Hortic. Sci.* **1975**, *100*, 4–6.
92. Aharoni, N. Interrelationship between ethylene and growth regulators in the senescence of lettuce leaf discs. *J. Plant Growth Regul.* **1989**, *8*, 309–317. [[CrossRef](#)]
93. Misra, A.N.; Biswal, U.C. Effect of phytohormones on chlorophyll degradation during aging of chloroplasts in vivo and in vitro. *Protoplasma* **1980**, *105*, 1–8. [[CrossRef](#)]
94. Chin, T.Y.; Beevers, L. Changes in endogenous growth regulators in Nasturtium leaves during senescence. *Planta* **1970**, *92*, 178–188. [[CrossRef](#)]
95. Li, J.R.; Yu, K.; Wei, J.R.; Ma, Q.; Wang, B.Q.; Yu, D. Gibberellin retards chlorophyll degradation during senescence of *Paris polyphylla*. *Biol. Plant.* **2010**, *54*, 395–399. [[CrossRef](#)]
96. Van Doorn, W.G.; Van Lieburg, M.J. Interaction between the effects of phytochrome and gibberellic acid on the senescence of *Alstroemeria pelegrina* leaves. *Physiol. Plant.* **1993**, *89*, 182–186. [[CrossRef](#)]
97. Cefola, M.; Carbone, V.; Minasi, P.; Pace, B. Phenolic profiles and postharvest quality changes of fresh-cut radicchio (*Cichorium intybus* L.): Nutrient value in fresh vs. stored leaves. *J. Food Compos. Anal.* **2016**, *51*, 76–84. [[CrossRef](#)]



© 2019 by the authors. Licensee MDPI, Basel, Switzerland. This article is an open access article distributed under the terms and conditions of the Creative Commons Attribution (CC BY) license (<http://creativecommons.org/licenses/by/4.0/>).