

Electronic Communications of the EASST
Volume 18 (2009)



Proceedings of the
Eighth International Workshop on
Graph Transformation and Visual Modeling Techniques
(GT-VMT 2009)

Refactoring of Model Transformations

Hartmut Ehrig, Karsten Ehrig and Claudia Ermel

19 pages

Guest Editors: Artur Boronat, Reiko Heckel
Managing Editors: Tiziana Margaria, Julia Padberg, Gabriele Taentzer
ECEASST Home Page: <http://www.easst.org/eceasst/>

ISSN 1863-2122

Refactoring of Model Transformations

Hartmut Ehrig, Karsten Ehrig and Claudia Ermel

Institut für Softwaretechnik und Theoretische Informatik

Technische Universität Berlin, Germany

ehrig@cs.tu-berlin.de, karstene@cs.tu-berlin.de, claudia.ermel@tu-berlin.de

Abstract: Model-to-model transformations between visual languages are often defined by typed, attributed graph transformation systems. Here, the source and target languages of the model transformation are given by type graphs (or meta models), and the relation between source and target model elements is captured by graph transformation rules. On the other hand, refactoring is a technique to improve the structure of a model in order to make it easier to comprehend, more maintainable and amenable to change. Refactoring can be defined by graph transformation rules, too. In the context of model transformation, problems arise when models of the source language of a model transformation become subject to refactoring. It may well be the case that after the refactoring, the model transformation rules are no longer applicable because the refactoring induced structural changes in the models. In this paper, we consider a graph-transformation-based evolution of model transformations which adapts the model transformation rules to the refactored models. In the main result, we show that under suitable assumptions, the evolution leads to an adapted model transformation which is compatible with refactoring of the source and target models. In a small case study, we apply our techniques to a well-known model transformation from statecharts to Petri nets.

Keywords: model transformation, graph transformation, model refactoring

1 Introduction

Model-driven software development (MDD) is a discipline that relies on models and that aims to develop, maintain and evolve software by performing model transformations [BBG05]. The basic idea of model transformations is to more or less automatically derive models of a certain target language from models of a source language, e.g. by mapping the source language components of a domain specific language to Petri nets, where model properties can be analyzed formally.

An intrinsic property of software (and their models) in a real-world environment is their need to evolve. As the model is enhanced, modified and adapted to new requirements, it becomes more and more complex and drifts away from its original design. *Refactoring* [Fow99, MT04], originally used in the industry for source code re-structuring, aims at reducing the software complexity by “changing a software system in such a way that it does not alter the external behavior of the code, yet improves its internal structure” [Fow99]. Recently, approaches for refactoring have been lifted to the more abstract level of design models (*model refactoring*),

supporting in particular the refactoring of UML diagrams like class diagrams, statecharts and activity diagrams [BSF02, SPLJ01].

In this paper we tackle the problem which arises when model refactoring operations are applied to a model (or a modelling language) which is transformed by a model transformation. Problems arise if the refactoring operations induce structural model changes which cannot be handled by the model transformation. In order to solve this problem, we propose a strategy for a systematic evolution of model transformation specifications in accordance to the refactoring operations.

Model transformations between visual languages are conveniently defined in a formal way by typed, attributed graph transformation [EEPT06, MVVK05, Kön05, EE05]. To execute model transformation rules and to check functional properties of model transformations (termination and confluence), the graph transformation engine AGG [AGG09] is available.

On the other hand, various approaches exist using graph transformation to provide a formal specification of model refactorings [MTM05, MTR07, GGZ⁺05]. Basically, a refactoring operation is defined by a set of graph transformation rules typed over the modelling language of the models to be refactored.

In our approach, we consider a construction allowing us to apply the refactoring operation not only to models of the source or target language of a model transformation, but also to the model transformation rules. The approach is based on the work of Parisi-Presicce who defined the transformation of graph grammars in [PP96]. In our main result, we show that under suitable assumptions, such an evolution of the model transformation rules leads to an adapted model transformation which is compatible with refactoring of the source and target models. In a small case study, we apply our techniques to a well-known model transformation from statecharts to Petri nets, when the statechart becomes subject to a refactoring.

The paper is structured as follows: After introducing our case study for refactoring and model transformation in Section 2, we consider the notion of consistency of a model transformation step and a refactoring step in Section 3, where the steps are defined as single rule applications of the respective graph rules to a model state. In Section 4, we extend this basis to sequences of rule applications and state our main result for the consistent evolution of model transformations. We give an overview over extension of our main results in Section 5, and look into some further refactorings in Section 6. Section 7 compares our approach to related work, and in Section 8 we conclude the paper with an outlook to future work.

2 Example: Transforming and Refactoring Statecharts

2.1 Model Transformation *State2PN* from Statecharts to Petri Nets

In this section, we review the model transformation from a simple version of statecharts into Petri nets, given in [EEPT06].

Example 1 (Type Graph of the SC2PN Model Transformation) The statechart type graph TG_S is shown in the left part of Figure 1 and explicitly introduces several ideas from the area of statecharts that are only implicitly present in the standard UML metamodel (such as state configurations). We consider a network of state machines *StateMachine*. A single state machine

captures the behavior of any object of a specific class by flattening the state hierarchy into state configurations and grouping parallel transitions into steps. A Configuration is composed of a set of States that can be active at the same time. A Step is composed of non-conflicting Transitions (which are, in turn, binary relations between states) that can be fired in parallel. A step between two configurations is triggered by a common Event for all its transitions. The effect of a step is a set of Actions.

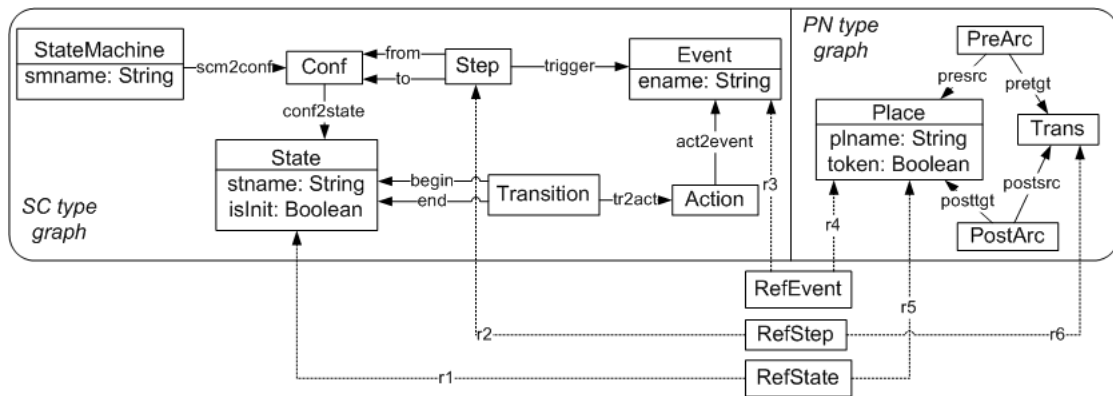


Figure 1: Integration of Attributed Type Graphs for the Model Transformation $SC2PN$

The target modelling language are Petri nets. The Petri net type graph TG_T is shown in the right part of Figure 1. In fact, we use elementary net systems [Rei85], where each place contains at most one token. In order to interrelate the source and target modeling languages, we use reference types to construct an integrated attributed type graph, as shown in Figure 1. For instance, the reference node type RefState relates the source type State to the target type Place.

The model transformation from statecharts into Petri nets is fully given by the transformation rules defined in [EEPT06]. In this paper, we concentrate on the rules constructing the integrated model which contains elements of both source and target language, and do not consider explicitly the restriction of the integrated model to the target language of Petri nets.

The main model transformation rules are shown in Figure 2. Note that we use a shortcut notation for our rules where the left- and right-hand sides of each rule are depicted in one graph. Nodes which exist only in the right-hand side (i.e. they are generated by the rule) are coloured, and their adjacent arcs are also generated by the rule. Moreover, all model transformation rules are *non-deleting*, and each rule has a negative application condition (NAC) which equals the right-hand rule side and prevents the rule to be applied more than once at the same match as before.

Example 2 (SC2PN Model Transformation Rules) Each state in the statechart is transformed to a corresponding place in the target Petri net model, where a token in such a place denotes that the corresponding state is active initially (rules InitState2Place and State2Place). A separate place is generated for each valid event in rule Event2Place. Each step in the statechart is transformed into a Petri net transition (rule Step2Trans). Since the Petri net should simulate how to exit and enter the corresponding states in the statechart, input and output arcs of the transition have to

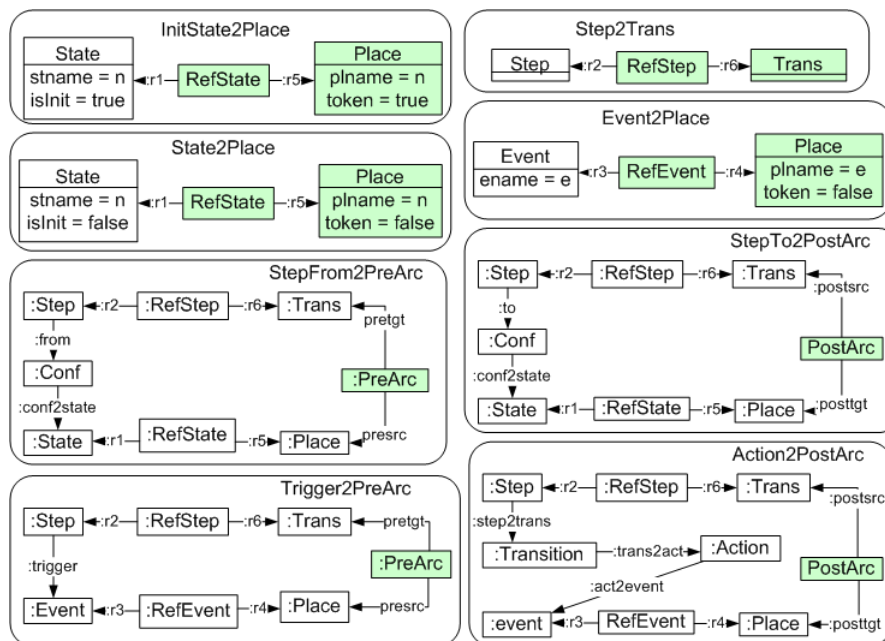


Figure 2: Model Transformation Rules for SC2PN

be generated accordingly (see rules `StepFrom2PreArc` and `StepTo2PostArc`). Furthermore, firing a transition should consume the token of the trigger event (rule `Trigger2PreArc`), and should generate tokens on (the places related to) the target event indicated as the action (`Action2PostArc`).

2.2 Refactoring Operation for Statecharts

Not all possible model refactorings make it necessary to adapt the model transformation rules. One well-known refactoring is the so-called *Pull-Up-Attribute* which removes an attribute type from all subtypes of a supertype and adds the attribute type to the common supertype, instead. This kind of refactoring (changing only the inheritance relation of a meta model) does not induce changes on the instance models which remain valid as they are. Hence, model transformation rules remain applicable after the refactoring, too. On the other hand, there are refactorings which induce structural changes of the instance models. This kind of critical refactorings make an adaptation of the model transformation rules necessary and are considered here. Figure 3 shows an overview of changes in the type graph and the necessity of changing (migrating) the corresponding models and/or model transformation rules, as well.

Adding new types or deleting constraints are uncritical since existing models remain valid with respect to the new type graph, as well. Critical refactoring operations are the addition of constraints, and the deletion of existing types (including attribute types). Here, the added constraints may be violated by existing models, and deleted types may be used in existing models, which must be refactored accordingly. If the intention of adding a new subtype is that certain model elements, previously typed over the supertype, should now be typed over the new subtype, then the models must be adapted, as well. Analogously, existing models might use types which have

Refactoring at Type Graph Level	Model Change Required?	Change of Model Trafo Required?
Addition of a new type	😞	😞
Addition of a new subtype of t that replaces t in certain contexts	😞	😞
Addition of a constraint	✓	✓
Deletion of an existing type	✓	✓
Deletion of a constraint	😞	😞
Renaming a type	✓	✓
Modification of a constraint	😞	😞

Figure 3: Relation between Refactorings at Meta-Model and at Model Level

been renamed or violate constraints after they have been modified, depending on the character of the modification.

As running example, we present a refactoring operation for statecharts, where the representation of initial states is changed from an attribute to a new node type. This involves the deletion of an attribute type which is a critical refactoring according to Figure 3. The motivation for this statechart refactoring is to simplify the definition of a concrete syntax for statecharts, where node types are mapped to figures. We use this example later on to illustrate the evolution of a model transformation from statecharts to Petri nets when such a model refactoring on statecharts has taken place.

Example 3 (Refactoring Operation for Statecharts) Let the type graph for statecharts be the one depicted in the left part of Figure 1. For the definition of our refactoring operation, this type graph is extended by two new node types *Initial* and *Normal*, which are linked to the *State* node type. The refactoring operation *markState* is modelled by the two graph rules in Figure 4, where an *Initial* node is added to a state whose *isInIt* attribute is true (rule *markInitial*), and, vice versa, a *Normal* node is added to a state whose *isInIt* attribute is false (rule *markNormal*). Note that the *isInIt* attribute is deleted by the refactoring rules.

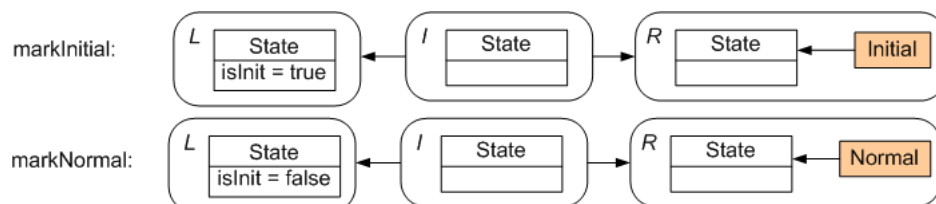


Figure 4: Rules for Statechart Refactoring Operation *markState*

3 Consistency of Stepwise Model Transformation and Refactoring

In this section, we give the formal definition how to adapt a model transformation to a refactoring operation (Definition 1) and consider the relation of a model transformation step and a refactoring step in Lemma 1.

A model transformation rule $p_1 \in P$ is adapted to a refactoring (given by refactoring rule $q \in Q$), by applying refactoring rule q to all rule graphs of model transformation rule p_1 , resulting in the adapted model transformation rule p_2 . Note that the construction of applying rules to rules is based on [PP96] and extended to rules with NACs in [EE08].

Definition 1 (Application of Q -Productions to P -Productions) Production $q = (L_q \leftarrow I_q \rightarrow R_q)$ is applicable to $p_1 : L_1 \rightarrow R_1$ with $nac_1 : L_1 \rightarrow N_1$ leading to $p_2 : L_2 \rightarrow R_2$ with $nac_2 : L_2 \rightarrow N_2$ if we have $m : L_q \rightarrow L_1$ leading to the following DPOs, written $p_1 \xrightarrow{q,m} p_2$, where all morphisms are injective:

$$\begin{array}{ccc}
 L_q \leftarrow I_q \rightarrow R_q & L_1 \leftarrow D \rightarrow L_2 & L_1 \leftarrow D \rightarrow L_2 \\
 m \downarrow (1) \quad \downarrow (2) \quad \downarrow & p_1 \downarrow (3) \quad \downarrow (4) \quad \downarrow p_2 & nac_1 \downarrow (5) \quad \downarrow (6) \quad \downarrow nac_2 \\
 L_1 \leftarrow D \rightarrow L_2 & R_1 \leftarrow E \rightarrow R_2 & N_1 \leftarrow F \rightarrow N_2
 \end{array}$$

Example 4 (Applying a Refactoring Rule to a Model Transformation Rule) *Figure 5* shows the application of refactoring rule *markInitial* from *Figure 4* to model transformation rule *InitState2Place* from *Figure 2*, according to *Definition 1*.

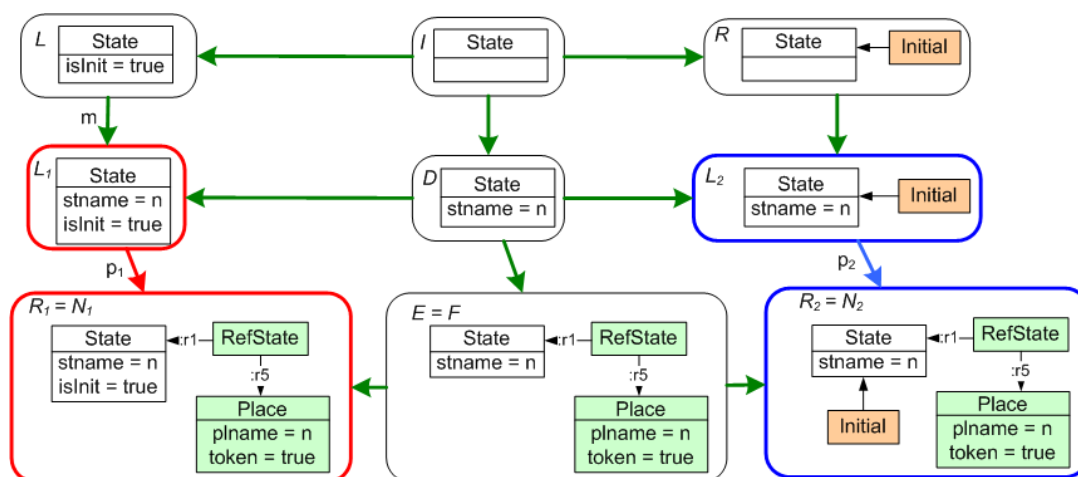


Figure 5: Applying Refactoring Rule *markInitial* to Model Transformation Rule *InitState2Place*

General Assumption: Let a visual modeling language VL be given by all models (graphs) typed over a type graph. As basis for model transformation and refactoring, we assume a com-

mon type graph TG which includes the type graphs for the source and the target languages of the model transformation, as well as the extended type graph for the refactoring. Let $(MT, P) : VL_1 \rightarrow VL_2$ be a model transformation (with P non-deleting with NACs), $(MR_1, Q) : VL_1 \rightarrow VL_1^*$ be a model refactoring (with Q bijective on nodes, without NACs), and $(MR, Q) : P \rightarrow P^*$ be a model refactoring of rules according to [Definition 1](#), and let TG be the common type graph for VL_1, VL_2, VL_1^*, P and Q . All over, we assume injective rules and injective matches. For simplicity, we do not handle the corresponding refactorings of the different type graphs in this paper.

The following lemma shows the compatibility of a model transformation step transforming source model $G_1 \in VL_1$ into target model $G_2 \in VL_2$ by applying rule $p_1 \in P$, and a refactoring step, changing $G_1 \in VL_1$ to $G'_1 \in VL_1^*$ by applying rule $q \in Q$, where the refactored source model G'_1 is transformed by the refactored model transformation rule $p_2 \in P^*$, resulting in model G'_2 .

Lemma 1 (Direct Transformation and Refactoring Steps)

Given $G_1 \xrightarrow{p_1, m_1} G_2$ with $p_1 \in P$ and $p_1 \xrightarrow{q, m} p_2$ with $q \in Q$, we have $G_1 \xrightarrow{q} G'_1, G_2 \xrightarrow{q} G'_2$ and $G'_1 \xrightarrow{p_2} G'_2$.

$$\begin{array}{ccc}
 G_1 & \xrightarrow{p_1, m_1} & G_2 \\
 q \downarrow & & \downarrow q \\
 G'_1 & \xrightarrow{p_2} & G'_2
 \end{array}$$

Proof. Given $p_1 : L_1 \rightarrow R_1$ with $nac_1 : L_1 \rightarrow N_1$, we obtain $p_2 : L_2 \rightarrow R_2$ with $nac_2 : L_2 \rightarrow N_2$ with pushouts (1) – (6) as in [Definition 1](#).

Furthermore, we obtain from $G_1 \xrightarrow{p_1, m_1} G_2$ the pushout in the left square in the diagram below, with pushouts (1) – (4), as shown in [Definition 1](#). Next, we construct D_1 as pushout complement in the left back square – using that $I_q \rightarrow L_q$ and hence $D \rightarrow L_1$ is bijective on nodes, which implies that the gluing condition is satisfied – and then G'_1 as pushout in the right back square. Then, D_2 and G'_2 are constructed as pushouts in the middle and right square, respectively, leading to induced morphisms $D_2 \rightarrow G_2$ and $D_2 \rightarrow G'_2$ such that all squares commute.

In the left cube, the left, right, back and top squares are pushouts by construction. This implies that also the front and bottom squares are pushouts by pushout composition and decomposition. Hence, all squares of the left cube and, similarly, also of the right cube are pushouts. This leads to the DPOs of the direct transformations $G_1 \xrightarrow{q} G'_1, G_2 \xrightarrow{q} G'_2$ and $G'_1 \xrightarrow{p_2, m_2} G'_2$.

It remains to show that $m_2 : L_2 \rightarrow G'_1$ satisfies $nac_2 : L_2 \rightarrow N_2$, defined by pushouts (5) and (6) in [Definition 1](#), using that $m_1 : L_1 \rightarrow G_1$ satisfies $nac_1 : L_1 \rightarrow N_1$. Assume that $m_2 \not\models nac_2$, then we have injective $q_2 : N_2 \rightarrow G'_1$ with $m_2 = q_2 \circ nac_2$. Pushout-pullback decomposition allows us to construct pushouts (7) and (8) from the outer DPO, leading to an injective q_1 with $q_1 \circ nac_1 = m_1$. This contradicts $m_1 \models nac_1$. Hence, we have $m_2 \models nac_2$.

$$\begin{array}{ccccc}
 L_q & \longleftarrow & I_q & \longrightarrow & R_q \\
 m \downarrow & (1) & \downarrow & (2) & \downarrow \\
 L_1 & \longleftarrow & D & \longrightarrow & L_2 \\
 p_1 \swarrow & & \downarrow & & \swarrow p_2 \\
 R_1 & \longleftarrow & E & \longrightarrow & R_2 \\
 \downarrow & & \downarrow m_1 & & \downarrow \\
 G_1 & \longleftarrow & D_1 & \longrightarrow & G'_1 \\
 \downarrow & & \downarrow & & \downarrow \\
 G_2 & \longleftarrow & D_2 & \longrightarrow & G'_2
 \end{array}$$

$$\begin{array}{ccccc}
 L_1 & \longleftarrow & D & \longrightarrow & L_2 \\
 nac_1 \downarrow & (5) & \downarrow & (6) & \downarrow nac_2 \\
 N_1 & \longleftarrow & F & \longrightarrow & N_2 \\
 q_1 \downarrow & (7) & \downarrow & (8) & \downarrow q_2 \\
 G_1 & \longleftarrow & D_1 & \longrightarrow & G_2
 \end{array}$$

□

Example 5 (Model Transformation Step and Refactoring Step) *Figure 6* shows the diagram relating the source and target model of the model transformation step and the changed source and target models of the refactoring step where p_1 and p_2 are given in *Figure 5*.

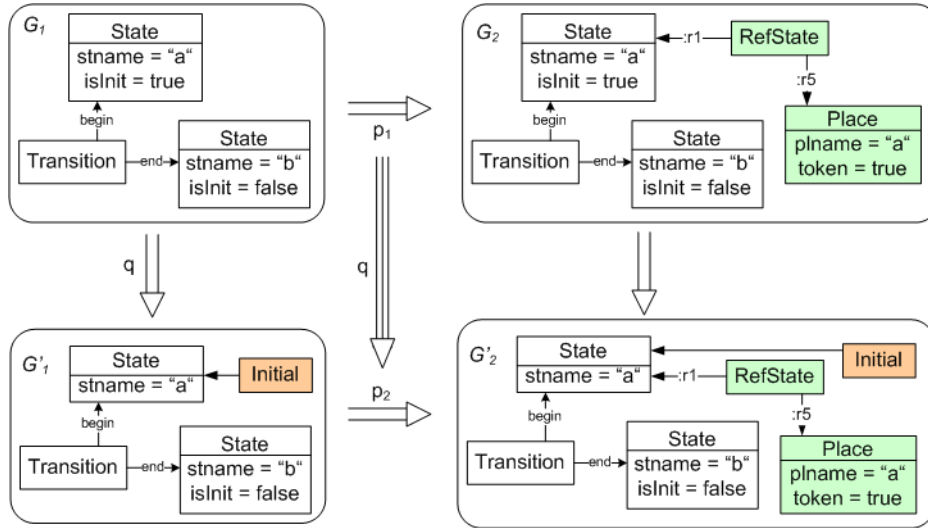


Figure 6: Relating Refactoring and Model Transformation Step

4 Sequences of Rule Applications

In this section, we extend our result from [Lemma 1](#) on the compatibility of model transformation and refactoring steps to sequences with rule sets Q , P and P^* according to the general assumption in [Section 3](#). Our main result in [Theorem 1](#) states that under certain compatibility assumptions which can be decided at rule level, a complete model transformation sequence can be refactored, leading to a compatibility diagram similar to the one in [Lemma 1](#), but where now sequences of rule applications are considered instead of single steps. For the proof of [Theorem 1](#), we require compatibility of model transformation and refactoring rules, defined in [Definition 2](#). Furthermore, we use a lemma stating that a terminating transformation at rule level leads to a terminating transformation at model level, as well ([Lemma 2](#)). We say that graph G (resp. rule p^*) is terminal wrt. Q if no rule $q \in Q$ can be applied to G (resp. p^*).

Definition 2 (Q - (P, P^*)- Compatibility) Q is (P, P^*)-compatible if we have:

1. *Independence Compatibility:*

Given terminal p^* wrt. Q , $G_1 \xrightarrow{p^*} G_2$ and $G_1 \xrightarrow{q} G'_1$ (resp. $G_2 \xrightarrow{q} G'_2$) with $p^* \in P^*$ and $q \in Q$, we have parallel (resp. sequential) independence including NACs of $G_2 \xleftarrow{p^*} G_1 \xrightarrow{q} G'_1$ (resp. $G_1 \xrightarrow{p^*} G_2 \xrightarrow{q} G'_2$ for terminal G_1 wrt. Q).

2. Termination Compatibility:

For each G terminal wrt. P and $G \xrightarrow{Q!} G^*$, also G^* is terminal wrt. P^* , where $Q!$ means to apply rules in Q as long as possible.

Example 6 (Compatibility of the SC2PN Model Transformation and the markState Refactoring)
 We continue our case study introduced in [Example 1 – Example 5](#). [Figure 7](#) shows the refactored model transformation rules `InitState2Place` and `State2Place`. Note that all other model transformation rules from [Figure 2](#) remain unchanged because the refactoring rules cannot be applied to them.

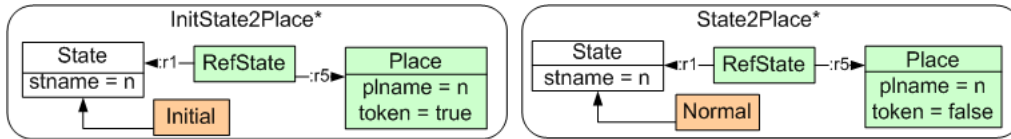


Figure 7: Refactored Model Transformation Rules for SC2PN

We now show that we have independence and termination compatibility as defined in [Definition 2](#):

1. *Independence compatibility:* Given terminal p^* wrt. Q and $q \in Q$ with $G_1' \xleftarrow{q} G_1 \xrightarrow{p^*} G_2$, we have parallel independence because the matches can only overlap in State which is a gluing point for both rules. Moreover, we have NAC compatibility because the nodes and edges generated by the rules in Q are of different types from those generated by p^* . Analogously, we can show sequential independence.
2. *Termination compatibility:* Given terminal G wrt. P and $G \xrightarrow{Q!} G^*$, then the `markState` refactoring rules have been applied to all initial state nodes occurring in a rule in P , and to all initial state nodes in G . So there is no match from a rule $p^* \in P^*$ to G^* where the NAC of p^* would not prevent its application, and hence, G^* is terminal wrt. P^* .

The following lemma states that a terminating transformation at rule level leads to a terminating transformation at model level.

Lemma 2 (Direct Transformation and Terminating Refactoring) *Given $G_1 \xrightarrow{p_1, m_1} G_2$ with $p_1 \in P$ and $p_1 \xrightarrow{Q!} p_1^*$ terminating, we construct $G_1^* \xrightarrow{p_1^*} G_2^*$ and terminating $G_1 \xrightarrow{Q!} G_1^*$ and $G_2 \xrightarrow{Q!} G_2^*$, provided that we have termination of (MR_1, Q) and independence compatibility (see [Definition 2.1](#)).*

Proof. Let $p_1 \xrightarrow{Q!} p_1^*$ terminate via (q_1, \dots, q_n) and $G_1 \xrightarrow{p_1} G_2$, then we apply [Lemma 1](#) in each step, leading to diagrams (1) – (n).

$$\begin{array}{cccccccccccc}
 G_1 & \xrightarrow{q_1} & G_{11} & \xrightarrow{q_2} & G_{12} & \cdots & \xrightarrow{q_n} & G_{1n} & \xrightarrow{q_{n+1}} & G_{1n+1} & \cdots & \xrightarrow{q_{n+m}} & G_1^* \\
 p_1 \downarrow & & (1) \ p_{11} \downarrow & & (2) \ p_{12} \downarrow & & p_{1n-1} \downarrow & & (n) \ p_{1n} \downarrow & p_1^* \downarrow & & (n+1) \ p_1^* \downarrow & & p_1^* \downarrow & & (n+m) \ p_1^* \downarrow \\
 G_2 & \xrightarrow{q_1} & G_{21} & \xrightarrow{q_2} & G_{22} & \cdots & \xrightarrow{q_n} & G_{2n} & \xrightarrow{q_{n+1}} & G_{2n+1} & \cdots & \xrightarrow{q_{n+m}} & G_2^*
 \end{array}$$

If G_{1n} is not yet terminal wrt. Q , we can extend $G_{1n} \xrightarrow{*} G_{1n}$ by $G_{1n} \xrightarrow{Q!} G_1^*$ via $(q_{n+1}, \dots, q_{n+m})$ with terminal G_1^* wrt. Q , using termination of (MR_1, Q) . Parallel independence of $G_{1n} \xrightarrow{P_1^*} G_{2n} \xrightarrow{q_{n+1}} G_{1n+1}$ according to independence compatibility allows us to construct diagram $(n+1)$ by the Local Church-Rosser Theorem with NACs, and, similarly, diagrams $(n+2), \dots, (n+m)$. But now also $G_2 \xrightarrow{*} G_2^*$ via (q_1, \dots, q_{n+m}) is terminating because $G_2^* \xrightarrow{q} G_2^{**}$ would imply $G_1^* \xrightarrow{q} G_1^{**}$ by sequential independence of $G_1^* \xrightarrow{P_1^*} G_2^* \xrightarrow{q} G_2^{**}$ according to independence compatibility. \square

Now we state our main result saying that under certain compatibility assumptions which can be decided at rule level, a complete model transformation sequence can be refactored, leading to a compatibility diagram similar to the one in [Lemma 1](#), but where now sequences of rule applications are considered instead of single steps.

Theorem 1 (Evolution of Model Transformations by Model Refactoring) *Given a model transformation $(MT, P) : VL_1 \rightarrow VL_2$ (with P nondeleting with NACs), a model refactoring $(MR_1, Q) : VL_1 \rightarrow VL_1^*$ (with Q bijective on nodes, without NACs), and a model refactoring $(MR, Q) : P \rightarrow P^*$ according to [Definition 1](#) with common type graph TG for VL_1, VL_2, VL_1^*, P and Q , such that*

1. $(MT, P), (MR_1, Q)$ and (MR, Q) are terminating,
2. Q is locally confluent,
3. Q is (P, P^*) -compatible (see [Definition 2](#)),

then we have VL_2^* typed over TG with extended

4. terminating model refactoring $(MR_2, Q) : VL_2 \rightarrow VL_2^*$, and
5. terminating model transformation $(MT^*, P^*) : VL_1^* \rightarrow VL_2^*$ with
6. commutativity of the diagram to the right.

$$\begin{array}{ccc}
 VL_1 & \xrightarrow{(MT, P)} & VL_2 \\
 (MR_1, Q) \downarrow & & \downarrow (MR_2, Q) \\
 VL_1^* & \xrightarrow{(MT^*, P^*)} & VL_2^*
 \end{array}$$

Proof. Given $G_1 \in VL_1$, $G_1 \xrightarrow{Q!} G_1^*$, $G_1 \xrightarrow{P_1} G_2$ via (p_1, \dots, p_n) , and $p_i \xrightarrow{Q!} p_i^*$ for $(i = 1, \dots, n)$, where termination is given by assumption 1. Now, we use [Lemma 2](#) above to construct the following sequence (1) – (n):

$$\begin{array}{ccccccc}
 G_1 & \xrightarrow{p_1} & G_{11} & \xrightarrow{p_2} & G_{12} & \xrightarrow{\dots} & \xrightarrow{p_n} G_{1_n} = G_2 \\
 \Downarrow Q! & & \Downarrow (Q! \quad Q!) & & \Downarrow (Q! \quad Q!) & & \Downarrow (n) \quad Q! \\
 G_1^* & \xrightarrow{p_1^*} & G_{11}^* = G_{11}^+ & \xrightarrow{p_2^*} & G_{12}^* = G_{12}^+ & \xrightarrow{\dots} & \xrightarrow{p_n^*} G_{1_n}^* = G_2^*
 \end{array}$$

Note that $G_{11} \xrightarrow{Q!} G_{11}^*$ and $G_{11} \xrightarrow{Q!} G_{11}^+$ are in general defined by different Q -sequences induced by $p_1 \xrightarrow{Q!} p_1^*$ and $p_2 \xrightarrow{Q!} p_2^*$, respectively. But termination and local confluence of Q by assumptions 1 and 2 implies unique normal forms and hence, $G_{11}^* = G_{11}^+$ (up to isomorphism), and similarly $G_{12}^* = G_{12}^+, \dots, G_{1_{n-1}}^* = G_{1_{n-1}}^+$.

Finally, $G_1^* \xrightarrow{P^*} G_2^*$ via (p_1^*, \dots, p_n^*) is terminating by termination compatibility according to assumption 3. Hence, we have diagram (A) for each $G_1 \in VL_1$, with $G_2 \in VL_2, G_1^* \in VL_1^*$ and $G_2^* \in VL_2^*$, where $VL_2^* = \{G_2^* | \exists G_2 \in VL_2 : G_2 \xrightarrow{Q!} G_2^*\}$, which implies terminating $(MR_2, Q) : VL_2 \rightarrow VL_2^*$ and $(MT^*, P^*) : VL_1^* \rightarrow VL_2^*$ with commutativity of diagram (B):

$$\begin{array}{ccc}
 G_1 \xrightarrow{P!} G_2 & & VL_1 \xrightarrow{(MT, P)} VL_2 \\
 \Downarrow Q! \quad (A) \quad \Downarrow Q! & & (MR_1, Q) \downarrow \quad (B) \quad \downarrow (MR_2, Q) \\
 G_1^* \xrightarrow{P^*!} G_2^* & & VL_1^* \xrightarrow{(MT^*, P^*)} VL_2^*
 \end{array}$$

□

Remark 1 If (MT, P) and (MT^*, P^*) are not functional, then commutativity of diagram (B) means that for each $G_1 \xrightarrow{P!} G_2$ exists a corresponding $G_1^* \xrightarrow{P^*!} G_2^*$ such that diagram (A) commutes.

Example 7 (Refactoring of the SC2PN Model Transformation) In order to apply [Theorem 1](#), we have to show the required properties:

1. The original model transformation $(MT, P) = SC2PN$ is terminating by [\[EEPT06\]](#). The refactoring operation `markState` is terminating, because rules `markInitial` and `markNormal` delete one attribute each, and therefore each rule is only applicable once at a match to a State node. The refactoring of the model transformation rules (MR, Q) is terminating, because at most one rule $q \in Q$ with $Q = \{\text{markInitial}, \text{markNormal}\}$ is applicable once.
2. The refactoring rules in Q are locally confluent: rules `markInitial` and `markNormal` are parallel independent because their left-hand sides overlap in gluing point State only. Moreover, there is at most one match of `markInitial` resp. `markNormal` at the same State.
3. Q is (P, P^*) -compatible as shown in [Example 6](#).

According to the application of [Theorem 1](#), we obtain the terminating model refactoring (MR_2, Q) , and the terminating model transformation (MT^*, P^*) for each possible statechart

which is transformed to a Petri net using (MT, P) , i.e. the rules in P , and which is refactored using the refactoring (MR_1, Q) , i.e. the rules in Q . As result we have the commutative diagram below, where VL_1 is the visual language of statecharts,

VL_1^* is the statechart language, extended by the new node types Initial and Normal for the markState refactoring, VL_2 is the integrated language of statecharts and Petri nets (defined by the type graph in Figure 1), and VL_2^* is the integrated language of extended statecharts and Petri nets.

$$\begin{array}{ccc}
 VL_1 & \xrightarrow{(MT, P)} & VL_2 \\
 (MR_1, Q) \downarrow & & \downarrow (MR_2, Q) \\
 VL_1^* & \xrightarrow{(MT^*, P^*)} & VL_2^*
 \end{array}$$

5 Extensions of Main Results

5.1 General Model Refactoring Rules Q

We have assumed that Q -rules are nondeleting (bijective) on nodes. This was essential in Lemma 1 to construct the transformation $G_1 \xrightarrow{q} G_1'$.

In a direct proof of the main result, this can be avoided if we have parallel independence (with NACs) of all P - and Q -rules. By the Local Church-Rosser Theorem, this would lead to the diagram to the right, with $P^* = P$, where Q -rules are not applied to P .

$$\begin{array}{ccc}
 VL_1 & \xrightarrow{(MT, P)} & VL_2 \\
 (MR_1, Q) \downarrow & & \downarrow (MR_2, Q) \\
 VL_1^* & \xrightarrow{(MT^*, P)} & VL_2^*
 \end{array}$$

In our example, however, we do not have parallel independence of P - and Q -rules, but of P^* - and Q -rules, as required by Q - (P, P^*) compatibility. In fact, our refactoring rule q is not parallel independent of the model transformation rule p_1 but parallel independent of the refactored model transformation rule p_1^* . This is also the case for all other refactored model transformation rules p_i^* because L_i^* does not contain the attribute "IsInit = true".

5.2 Model Refactoring Rules with NACs

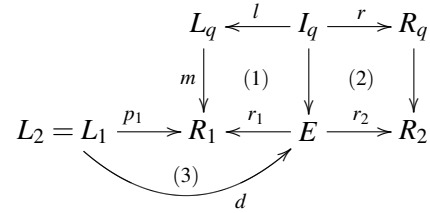
We have assumed that Q -rules have no NACs. Now, we consider Q -rules which are still nondeleting on nodes, but with NACs. In Lemma 1, we assume to have $p_1 \xrightarrow{q, m} p_2$ with $m \models nac_q$ and have to show for $G_1 \xrightarrow{q, m_1 \circ m} G_1'$ and $G_2 \xrightarrow{q, g_1 \circ m_1 \circ m} G_2'$ that $m_1 \circ m \models nac_q$ implies $g_1 \circ m_1 \circ m \models nac_q$. This means, we have to require that $m \models nac_q$ implies $g_1 \circ m_1 \circ m \models nac_q$ because this also implies $m_1 \circ m \models nac_q$.

In Lemma 2, we need the following more general NAC-compatibility of Q : Whenever $G_1 \xrightarrow{p_i} G_2$ is derivable from $G_1 \xrightarrow{p_i} G_2$ with $p_i \in P$ and $p_{1_i} \xrightarrow{q_i, m_i} p_{1_{i+1}}$ satisfies nac_{q_i} , then also the extension of match $m_i : L_{q_i} \rightarrow L_{1_i}$ to G_{1_i} and G_{2_i} satisfies nac_{q_i} for $i = 1, \dots, n$. Moreover, we need independence compatibility for rules Q, P and P^* with NACs. For the last step, we need local confluence of rules Q with NACs. Both can be obtained from the corresponding Local Church-Rosser Theorem and the Local Confluence Theorem with NACs [LEPO08].

5.3 Extended Application of Refactoring Rules to Model Transformation Rules

In Definition 1, the application of a Q -rule q to a P -rule $p_1 : L_1 \rightarrow R_1$ with $nac_1 : L_1 \rightarrow N_1$ was only possible if we had a match $m : L_q \rightarrow L_1$.

If this is not possible, we can also consider the case that we have a match $m : L_q \rightarrow R_1$ satisfying nac_q and no L_1 -deletion, i.e. we have the pushout-complement E in (1) and $d : L_1 \rightarrow E$, such that (3) commutes (see the diagram to the right).



In this case, the resulting rule p_2 is given by $p_2 : L_2 = L_1 \xrightarrow{d} E \xrightarrow{r_2} R_2$, where r_2 is defined by pushout (2). In this case we need more restrictive assumptions to obtain the main result.

6 Additional Refactoring Rules

In this section, we consider a few more refactorings for our example and validate the compatibility criteria discussed in Section 4.

6.1 Refactoring *State2SimpleState*

Figure 8 shows refactoring rules for renaming State nodes into SimpleState nodes which may be applied after the refactoring in Subsection 2.2.

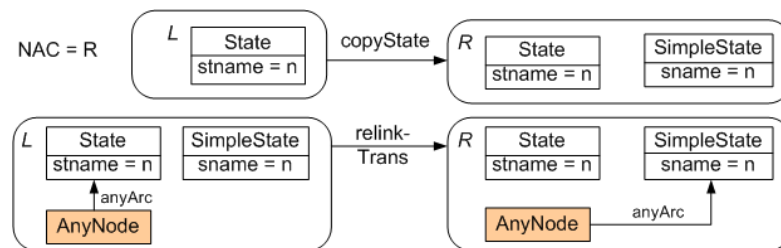


Figure 8: Refactoring Rules for *State2SimpleState*

First, rule *copyState* creates new SimpleState nodes while the attribute value of *sname* is copied to *sname*. This rule is applied only once for each State with $NAC=R$. Secondly, rule *relinkTrans* removes any incoming arc from State and links it to the previously inserted SimpleState node. AnyNode should be treated as superclass of all nodes of the extended SC2PN type graph (i.e. replaced with Trans, Initial, Normal and RefState).

Figure 9 shows two of the refactored model transformation rules after applying the *State2SimpleState* refactoring to the model transformation rules resulting of the *markState* refactoring.

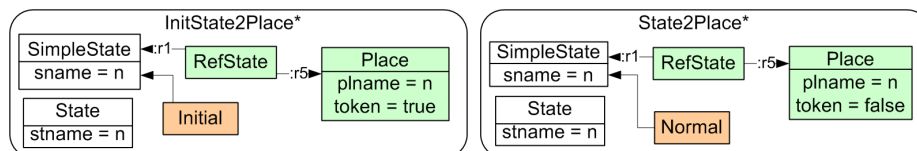


Figure 9: Refactored Model Transformation Rules of *SC2PN* after *markState* and *State2SimpleState*

Finally, all isolated State nodes should be removed by restriction to the adapted type graph.

We first show that we have Q – (P, P^*) –compatibility (i.e. independence and termination compatibility) as defined in [Definition 2](#):

- Independence compatibility: Given terminal p_1^* wrt. Q and $q \in Q$ with $G_1' \xleftarrow{q} G_1 \xrightarrow{p^*} G_2$, we must show that we have parallel independence. For $q = \text{copyState}$, we have the situation that there cannot be a graph G where q and any refactored model transformation rule p_i^* (see e.g. [Figure 9](#)) are both applicable: On the one hand, any p_i^* is applicable only when a *State* and the corresponding *SimpleState* with the same value for their name attributes exist in the graph. On the other hand, the NAC of *copyState* forbids its application in this case.

For $q = \text{relink}$, we have parallel independence for all rule p_i^* , as no rule deletes elements that are needed by the other rule. We do not have to consider NACs here.

- Termination compatibility: Given terminal G wrt. P and $G \xrightarrow{Q!} G^*$, then the *State2SimpleState* refactoring rules have been applied to all state nodes occurring in a rule in P , and to all state nodes in G . So there is no match from a rule $p^* \in P^*$ to G^* where the NAC of p^* would not prevent its application, and hence, G^* is terminal wrt. P^* .

We now can show the required properties for applying [Theorem 1](#):

1. We already know that the original model transformation SC2PN is terminating [[EEPT06](#)]. The refactoring operation *State2SimpleState* is terminating because of the NAC of rule *copyState*, and the arc replacement operation defined by rule *relink*, which can be applied exactly once for each existing arc pointing to a *State* node.
2. The refactoring rules in Q are locally confluent since they are parallel independent for non-overlapping matches. For overlapping matches, rule *relink* can only be applied when rule *copyState* has been applied before.
3. Q is (P, P^*) -compatible as shown above.

6.2 Refactoring *UnifyNames*

[Figure 10](#) shows refactoring rules for unifying the name attributes (*stname* and *plname*) from nodes *State* and *Place* to *name*. The old attribute name is deleted in the left-hand side of the rule while the new name is inserted on the right-hand side.

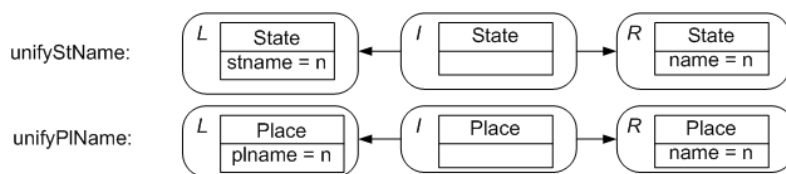


Figure 10: Refactoring Rules for *UnifyNames*

Figure 11 shows two of the refactored model transformation rules after applying the *UnifyNames* refactoring to the model transformation rules resulting of the *markState* refactoring.

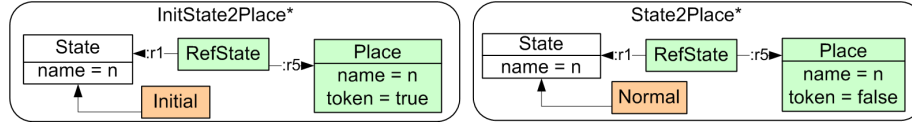


Figure 11: Refactored Model Transformation Rules of *SC2PN* after *markState* and *UnifyNames*

Again, we first show that we have Q – (P, P^*) –compatibility (i.e. independence and termination compatibility) as defined in [Definition 2](#):

- Independence compatibility: Given terminal p_1^* wrt. Q and $q \in Q$ with $G_1' \xleftarrow{q} G_1 \xrightarrow{p^*} G_2$, we must show that we have parallel independence. For $q = \text{unifySName}$, we have the situation that there cannot be a graph G where q and any refactored model transformation rule p_i^* (see e.g. [Figure 11](#)) are both applicable: On the one hand, any p_i^* is applicable only to a *State* with an attribute *name* assigned to *n* and without an attribute *stname*. On the other hand, rule *unifySName* is applicable only to a *State* with an attribute *stname* assigned to *n*. Analogously, $q = \text{unifySName}$ is parallel independent of all refactored model transformation rule p_i^* .

For $q = \text{relink}$, we have parallel independence for all rule p_i^* , as no rule deletes elements that are needed by the other rule. We do not have to consider NACs here.

- Termination compatibility: Given terminal G wrt. P and $G \xrightarrow{Q'} G^*$, then the *unifySName* refactoring rules have been applied to all state and place nodes occurring in a rule in P , and to all state and place nodes in G . So there is no match from a rule $p^* \in P^*$ to G^* where the NAC of p^* would not prevent its application, and hence, G^* is terminal wrt. P^* .

We now can show the required properties for applying [Theorem 1](#):

1. We already know that the original model transformation *SC2PN* is terminating [[EEPT06](#)]. The refactoring operation *UnifyName* is terminating because both rules are applicable as many times as there are *State* attributes of type *stname* and *Place* attributes of type *plname*.
2. The refactoring rules in Q are locally confluent since they are parallel independent.
3. Q is (P, P^*) -compatible as shown above.

7 Related Work

Refactoring of information systems is a common technique for software evolution through transformation [[LKPS06](#), [MT04](#)]. Automated transformation within domain specific languages including version support has been considered in [[Bel07](#), [GSA07](#)].

Refactoring by graph transformation rules plays an important role for software system refactoring by providing a graphical way for rule definition and an underlying algebraic framework

for analyzing refactoring dependencies [MTR07] and to assure behavior preservation in model refactoring using transformations with borrowed contexts [RLK⁺08]. Moreover suitable verification techniques are available, e.g. architectural refactoring by rule extraction [BHE08].

From a technical point of view, in this paper we apply model refactoring rules Q deleting (on edges) to non-deleting transformation rules P , which is in some sense dual to the S2A-construction of animation rules P_A from simulation rules P_S in [EE08], where non-deleting rules Q are applied to deleting rules P_S . Both kinds of rule transformations are based on the construction in [PP96] but have been extended by NACs and by the possibility to transform generated or deleted rule objects, as well.

Within the Eclipse Modeling Framework [EMF08] model refactoring has already been implemented using graph transformation concepts [BEK⁺06]. While software refactoring is a common technique, a general theory for refactoring of model transformations has still been missing.

8 Conclusion

In this paper, we consider a graph-transformation-based evolution of model transformations which adapts model transformation rules to refactored models. In the main result, we show that under suitable assumptions, the evolution leads to an adapted model transformation which is compatible with refactoring of the source and target models. In a small case study, we apply our techniques to refactor a model transformation from statecharts to Petri nets.

As future research, we intend to consider refactoring operations at type graph level based on our approach on transformations of type graphs with inheritance [EEH09]. Moreover, up to now, we have studied model transformations resulting in an integrated model which contains both source and target language elements. A restriction to the target model presently means that we get the same target model as before refactoring the source model and the model transformation rules. Additionally, we plan to handle target language refactorings analogously to refactorings of the source language.

Bibliography

- [AGG09] AGG. 2009. <http://tfs.cs.tu-berlin.de/agg>.
- [BBG05] S. Beydeda, M. Book, V. Gruhn (eds.). *Model-Driven Software Development*. Springer-Verlag, Heidelberg, 2005.
- [BEK⁺06] E. Biermann, K. Ehrig, C. Köhler, G. Kuhns, G. Taentzer, E. Weiss. Graphical Definition of In-Place Transformations in the Eclipse Modeling Framework. In Nierstrasz et al. (eds.), *Proc. 9th International Conference on Model Driven Engineering Languages and Systems (MoDELS'06)*. Incs 4199, pp. 425–439. springer, 2006. <http://tfs.cs.tu-berlin.de/publikationen/Papers06/BEK+06a.pdf>
- [Bel07] P. Bell. Automated Transformation of Statements within Evolving Domain Specific Languages. In Sprinkle et al. (eds.), *Proceedings of the 7th OOPSLA Workshop on Domain-Specific Modeling*. Volume TR-38. Computer Science and Information

System Reports, Technical Reports, University of Jyväskylä, Finland, 2007.
<http://www.dsmforum.org/events/DSM07/papers/bell.pdf>

- [BHE08] D. Bisztray, R. Heckel, H. Ehrig. Verification of Architectural Refactorings by Rule Extraction. In Fiadeiro and Inverardi (eds.), *Proc. Fundamental Approaches to Software Engineering (FASE'08)*. LNCS 4961, pp. 347–361. Springer Verlag, 2008.
[doi:10.1007/978-3-540-78743-3](https://doi.org/10.1007/978-3-540-78743-3)
<http://www.springerlink.com/content/gk5m632668x42295/>
- [BSF02] M. Boger, T. Sturm, P. Fragemann. Refactoring Browser for UML. In *Proc. 3rd Intl Conf. on eXtreme Programming and Flexible Processes in Software Engineering, Alghero, Sardinia*. Pp. 77–81. 2002.
- [EE05] H. Ehrig, K. Ehrig. Overview of Formal Concepts for Model Transformations based on Typed Attributed Graph Transformation. In *Proc. International Workshop on Graph and Model Transformation (GraMoT'05)*. ENTCS 152. Elsevier Science, Tallinn, Estonia, September 2005.
<http://tfs.cs.tu-berlin.de/publikationen/Papers05/EE05.pdf>
- [EE08] H. Ehrig, C. Ermel. Semantical Correctness and Completeness of Model Transformations using Graph and Rule Transformation. In *Proc. International Conference on Graph Transformation (ICGT'08)*. LNCS 5214, pp. 194–210. Springer Verlag, Heidelberg, 2008.
<http://tfs.cs.tu-berlin.de/publikationen/Papers08/EE08a.pdf>
- [EEH09] H. Ehrig, C. Ermel, F. Hermann. Transformation of Type Graphs with Inheritance for Ensuring Security in E-Government Networks. In Wirsing and Chechik (eds.), *Proc. International Conference on Fundamental Aspects of Software Engineering (FASE'09)*. LNCS. Springer Verlag, Heidelberg, 2009. To appear.
<http://tfs.cs.tu-berlin.de/publikationen/Papers08/EEH09.pdf>
- [EEPT06] H. Ehrig, K. Ehrig, U. Prange, G. Taentzer. *Fundamentals of Algebraic Graph Transformation*. EATCS Monographs in Theoretical Computer Science. Springer Verlag, 2006.
<http://www.springer.com/3-540-31187-4>
- [EMF08] Eclipse Consortium. Eclipse Modeling Framework (EMF) – Version 2.4. 2008. <http://www.eclipse.org/emf>.
- [Fow99] M. Fowler. *Refactoring: Improving the Design of Existing Code*. Addison-Wesley, 1999.
- [GGZ⁺05] L. Grunske, L. Geiger, A. Zündorf, N. Van Eetvelde, P. Van Gorp, D. Varro. Using Graph Transformation for Practical Model Driven Software Engineering. In Beydeda et al. (eds.), *Model-driven Software Development*. Pp. 91–118. Springer, 2005.

- [GSA07] G. de Geest, A. Savelkoul, A. Alikoski. Building a framework to support Domain Specific Language evolution using Microsoft DSL Tools. In Sprinkle et al. (eds.), *Proceedings of the 7th OOPSLA Workshop on Domain-Specific Modeling*. Volume TR-38. Computer Science and Information System Reports, Technical Reports, University of Jyväskylä, Finland, 2007.
<http://www.dsmforum.org/events/DSM07/papers/geest.pdf>
- [Kön05] A. Königs. Model Transformation with Triple Graph Grammars. In *Model Transformations in Practice Satellite Workshop of MODELS 2005, Montego Bay, Jamaica*. 2005.
http://sosym.dcs.kcl.ac.uk/events/mtip05/submissions/konigs__model_transformation_with_triple_graph_grammars.pdf
- [LEPO08] L. Lambers, H. Ehrig, U. Prange, F. Orejas. Embedding and Confluence of Graph Transformations with Negative Application Conditions. In Ehrig et al. (eds.), *Proc. International Conference on Graph Transformation (ICGT'08)*. LNCS 5214, pp. 162–177. Springer Verlag, Heidelberg, 2008.
<http://tfs.cs.tu-berlin.de/publikationen/Papers08/LEPO08.pdf>
- [LKPS06] M. Löwe, H. König, M. Peters, C. Schulz. Refactoring Information Systems. In Favre et al. (eds.), *Proceedings of the Third Workshop on Software Evolution through Transformations: Embracing the Chance (SeTra 2006)*. Volume 3. Electronic Communications of the EASST, Natal, Brazil, September 2006.
- [MT04] T. Mens, T. Tourwé. A Survey of Software Refactoring. *Transactions on Software Engineering* 30(2):126–139, February 2004.
- [MTM05] T. Mens, G. Taentzer, D. Müller. Model-Driven Software Refactoring. In Rech and Bunse (eds.), *Model-Driven Software Development: Integrating Quality Assurance*. Pp. 170–203. Idea Group Inc., 2005.
- [MTR07] T. Mens, G. Taentzer, O. Runge. Analysing Refactoring Dependencies Using Graph Transformation. *Software and System Modeling* 6(3):269–285, September 2007.
<http://tfs.cs.tu-berlin.de/publikationen/Papers07/MTR07.pdf>
- [MVVK05] T. Mens, P. Van Gorp, D. Varrò, G. Karsai. Applying a Model Transformation Taxonomy to Graph Transformation Technology. In *Proc. International Workshop on Graph and Model Transformation (GraMoT'05)*. ENTCS 152, pp. 143–159. Elsevier Science, 2005.
- [PP96] F. Parisi-Presicce. Transformation of Graph Grammars. In *5th Int. Workshop on Graph Grammars and their Application to Computer Science*. LNCS 1073. Springer, 1996.
- [Rei85] W. Reisig. *Petri Nets: An Introduction*. EATCS Monographs on Theoretical Computer Science 4. Springer Verlag, 1985.

- [RLK⁺08] G. Rangel, L. Lambers, B. König, H. Ehrig, P. Baldan. Behavior Preservation in Model Refactoring using DPO Transformations with Borrowed Contexts. In *Proc. International Conference on Graph Transformation (ICGT'08)*. LNCS 5214. Springer Verlag, Heidelberg, 2008.
<http://tfs.cs.tu-berlin.de/publikationen/Papers08/RLK+08.pdf>
- [SPLJ01] G. Sunyé, D. Pollet, Y. LeTraon, J.-M. Jézéquel. Refactoring UML Models. In *Proc. UML 2001*. LNCS 2185, pp. 134–138. Springer-Verlag, Heidelberg, 2001.