

# Population Movements Towards Dhaka: Disquiets And Commendations

*Mohammad Mastak Al Amin, (Senior Lecturer)*

BRAC University, Bangladesh

*Md. Shohel Rana, (Lecturer)*

Noakhali Science And Technology University, Bangladesh

*Iftekhhar Mohammad Shafiqul Kalam, (Assistant Professor)*

BRAC University, Bangladesh

doi: 10.19044/esj.2017.v13n5p402 [URL:http://dx.doi.org/10.19044/esj.2017.v13n5p402](http://dx.doi.org/10.19044/esj.2017.v13n5p402)

---

## Abstract

Internal migration is now a significant constituent for policy issues in Bangladesh, so there is a need to strengthen the statistical resources devoted to monitoring population movements which directly track migrants and provide household level data. The main objective of our study was to examine the factors and characteristics of individual's internal migration towards Dhaka city, Bangladesh and recommend some policy issues. We considered a sample of 448 individuals from the rural and urban areas of Bangladesh those migrated to Dhaka city. Here we tried to figuring the determinants of socio-economic, economic and environmental factors related with the internal migration. We tried to interpret the differences between individual's income, occupational positions, years of schooling, educational facilities and wealth of family before and after migration process. We found that the significant factors liable for internal migration were mainly occupational, educational and climatic. Ordinary least square technique was applied on three regression models which indicated that there were differences due to internal migration regarding to these economic, demographic and environmental factors in Bangladesh. Also we tried to recommend some policies and instruments about the future policy of internal migration.

---

**Keywords:** Internal migration, determinants, policy instruments

## Introduction

Migration, in a broad sense is the rearrangement of residence for different period and natures. Lee (1966) considered migration as all the permanent or semi-permanent movements, changes of residence whether

forced or voluntary. Internal migration is termed as the transform of residence from one administrative border line to another within the same nation, whereas international migration is the movement of a national border line. Very fast and unintended expansion of cities and towns is one of the main reasons for this movement from rural to urban area nowadays. However, internal migration rate is always higher due to emergent urban growth for developing countries. A distinctive selectivity with respect to age, sex, marital status, education, occupation etc. turn up for these socio-economic groups for rural-urban migration (Lee, 1966 and Sekhar, 1993). Many researchers tried to establish some evenly pertinent migration patterns all over the world. However, migration by age has been found identical for developed and developing countries. Several studies of (Connell et al., 1976; Sekhar, 1993 and Upton, 1967) illustrated that family size was positively related with the migration process. On the other hand, respondents from large households lean to migration procedure very often because of to hold up the family responsibilities. Tullberg (2009) depicted that if the respondents had economic possibilities in the place of origin then they would not be convinced to migrate even if they knew that their rewards may be larger in the place of destination.

Migration is a silent facet of life allied with the economic growth (Gurmu et al., 2000). Internal migration laid an increasingly significant role to understand the progressive shifts in the pattern of human settlement across the country (Ress et al., 2016). One consequences of migration in Asia is the living condition at household level which comprehends the broader crisis of poverty. Bangladesh is one of the least developed countries in this growing world. The largest part of the population is rural population and they are mainly involved in the agricultural works. The rate of movement towards city is growing rapidly nowadays. It is always challenging for migrants to adapt with new cultural environment. Immigrants were worried about the expected desirable changes at host places as well as about their own circumstances and preferences (Islam, 2008). It has always been hectic for considering the statistics and scenario of the poverty of Bangladesh for long period of time. Here people usually allow the situation as unpleasant but irreversible state of affairs. Nevertheless, the present world is well off than it ever been. Moreover, technologically world is now more advanced during recent years which provided new opening to economic progress and also slim down hunger. As the ambitious Millennium Development Goals (MDGs) that focuses on trim down hunger, poverty and other social problems by 2015, Bangladesh has made remarkable improvement of achieving these goals. Migration is always a reasonable factor for poverty reduction. It happens in both the way, as poverty boost up due to migration, by contrast poverty can be condensed or induced because of population

movement. Skeldon (2002) illustrated about the relative impact of migration on poverty and also the poverty on migration varies basis on the stage of progress of the considered area. In addition, acculturation preferences and integration strategies were important factors for propensity of migration (Amin, 2013).

Our study highlighted the connection between migration and household living conditions. However it is not always correct that only the poor people are involving with migration. Mazumder and Oberai (1987) illustrated that the internal migration from rural to urban area also taken place for the progression of industrialization in Bangladesh i.e. garments factory which implied huge demand in the urban labor market. Several study depicted that adult males showed more propensity to migrate than others. Most of the studies observed that determinants of migration diverge from country to country, even various cities within a country. The tendency of migration depends on the socio-economic, demographic and cultural factors of the population. Nabi (1992) and Sekhar (1993) discussed the significant determinants for migration were high unemployment rate, low income, elevated population growth, uneven distribution of land, demand for higher schooling, prior migration patterns and natural disasters.

Internal migration issue is always academically motivated for Dhaka city as it is a vital issue in developing countries where the people moved in a big city or the capital city to conquer better life. In the case of Bangladesh although the population register system was not good but the increasing number of migrants has been substantial and mostly in one direction to Dhaka from different places of the country which makes Bangladesh an useful case for research.

In this paper, we tried to estimate the patterns of inter-regional migration and the significant factors associated with migration process and also recommended some development policies to widen the footmark of the existing growth to the lagging regions.

We tried to focus on:

- ❖ Patterns and trends of internal migration in Bangladesh.
- ❖ Liable significant factors for migration and the migrants present living Status.
- ❖ Policy issues and instruments about the future policy for the policy makers and researchers.

### **Data and Methodology**

Census data of Bangladesh is not always sufficient and accessible to study about internal migration because there we have only some information about place of birth. As we do not have strong registration system of our population, it is always difficult to get the require information. On the other

hand, micro-level studies based on sample survey have the advantage of identifying regional heterogeneity. A cross sectional data analysis type study design was applied for this study which contained the retrospective information of migrants'. The dataset contained a total number of 448 individual's information who were successfully interviewed to collect the required information for internal migration in Dhaka city. We considered those respondents as migrant who came outside of Dhaka and stayed Dhaka at least 3 months. To select the sample for this study have done in two stages. The overall population of Dhaka city was divided into Nineteen PSUs (Primary Sampling Units) as defined by BBS (Bangladesh Bureau of Statistics). From them, in the first stage we applied simple random sampling technique to select three PSUs (Primary Sampling Units) Dhanmondi (Elephant Road), Choto Diya Bari (Mirpur Majar Road) and Shahjahan Road (Mohammadpur) randomly out of the nineteen PSUs. At the second stage, the household lists of the three randomly selected PSUs were considered as the population frame. After that using random number table a total number of 448 households were interviewed, among them 151 were taken from Elephant Road, Dhanmondi; 147 were from Chhoto Diya Bari, Mirpur Majar Road and 150 from Shahjahan Road, Mohammadpur. Households of the three PSUs were visited and interviewed only those who were migrants. We collected all these information in detail of respondent's monthly income, occupation, years of schooling, age, sex, land property, types of family for two circumstances before migration and after migration which illustrated the changes of their livelihood after migration. We divided the variable 'Respondent's occupation' were divided into various categories: unemployed, business, service, student, fisherman, rickshaw puller, day labor, housewife, agriculture, maid/servant, garments worker, retired, government officer, teacher, tutor, guard, shop-keeper and others. To avoid the complexity we organized them into seven major categories: unemployed, business, service, student, agriculture, laborer and others.

According to their previous status of residence, we classified all respondents into two main categories: i) Urban residents those native and current place of residence is an urban area and ii) Rural resident those native place was a rural area and current place of residence is an urban area.

The data contained 58.5% female respondent that was 262 individuals and 41.5% males that was 186. The minimum age of the respondent was 18 years and the maximum age was 82 years. The technique that we used for data collection was interview technique by using questionnaire method which had structured questions with some open ended questions.

In order to look into the above-mentioned questions, a quantitative method has been utilized to get in-depth knowledge. We have analyzed the

dataset in different levels to answer the research questions. The study mainly divided into two parts; firstly, we tried to identify the factors liable for internal migration. We constructed univariate table, bi-variate table and cross tabulation to recognize these factors. Considering the percentages for studying the association between two variables was useful, although these percentages did not permit for quantification or testing the association in a bivariate analysis. The Chi-square test was carried out to test the existence of association between the categories of two qualitative variables. Moreover regression analysis technique was carried out. Regression analysis is a statistical tool to investigate and modeling the relationships between variables (Montgomery, 1992). The general multiple regression model with k regressor variables is written as:

$$Y_i = \alpha + \beta_1 X_1 + \beta_2 X_2 + \dots + \beta_k X_k + \varepsilon_i$$

Where,

$Y_i$  is the response variable

$X_i, i= 1,2,3, \dots \dots k$  are the independent variables

$A$  is constant which represents the expected change in the response variable  $Y$  when all the regressor variables are held constant.

$\beta_i, i= 1,2,3, \dots \dots k$  are called the regression coefficients which represents the expected change in the response variable  $Y$  per unit change in  $X_i$  when all the regressor variables held constant.

$\varepsilon_i$  is called the error term.

We considered three regression models were-

**Income\_before** = f (respondent's years of schooling\_before, monthly savings\_before, sex, family type, place of origin, occupation\_before, reasons behind migration)

**Income\_after** = f (respondent's years of schooling\_after, monthly savings\_now, sex, occupation\_after, reasons behind migration)

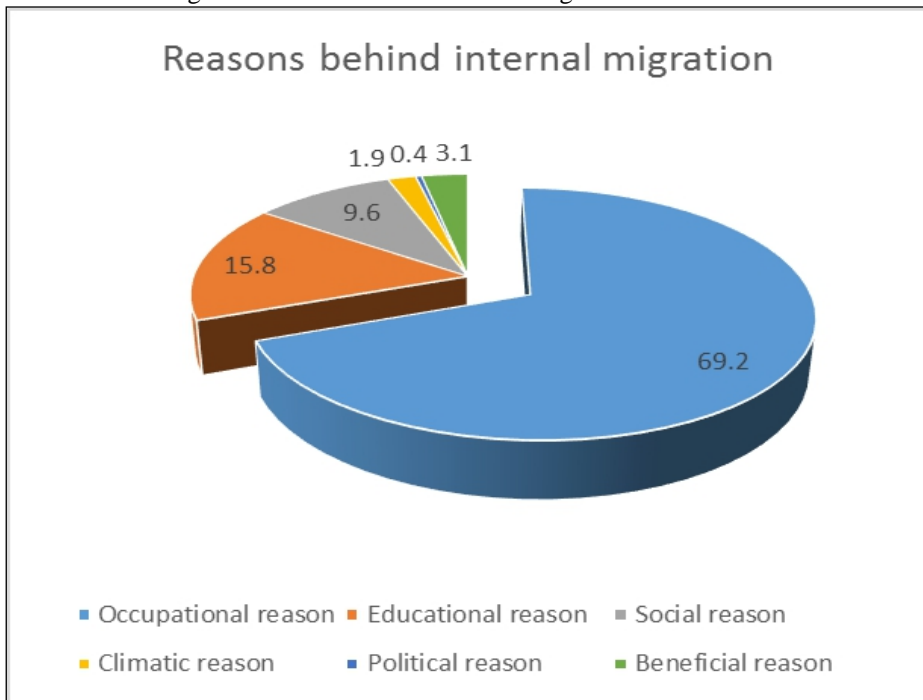
**Change of income** = f (respondent's years of schooling\_after, monthly savings\_now, sex, occupation\_after, reasons behind migration)

For this analysis we used the statistical techniques ordinary least squares (OLS) method to determine the effects of the reasons behind. Here we also tried to estimate the causal relationships between the independent variables. The collected data was analyzed by most extensively using software SPSS (Statistical Package for Social Science) and MS Excel.

## Discussion

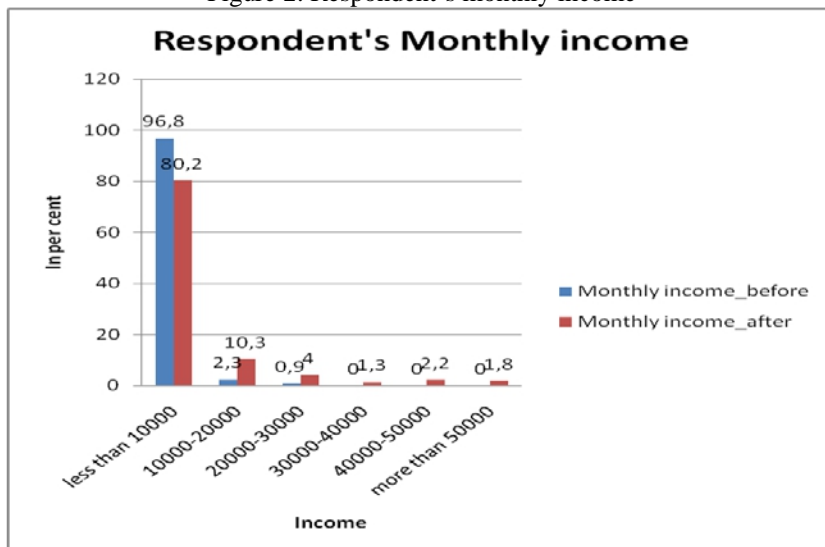
We found that the factors behind internal migration in Dhaka city were occupational, education, social, environmental (river erosion, land slide, soil erosion, infertility of land, salinity, flood and drought), political and beneficial.

Figure 1. Reasons behind internal migration distribution



We observed that occupational reason clearly outnumbered all the counterparts, about 69.2% of the respondent migrated due to occupational reason whereas 15.8% were for educational reasons. By contrast climatic reasons and political reasons were marginal in percentage for internal migration.

Figure 2. Respondent's monthly income



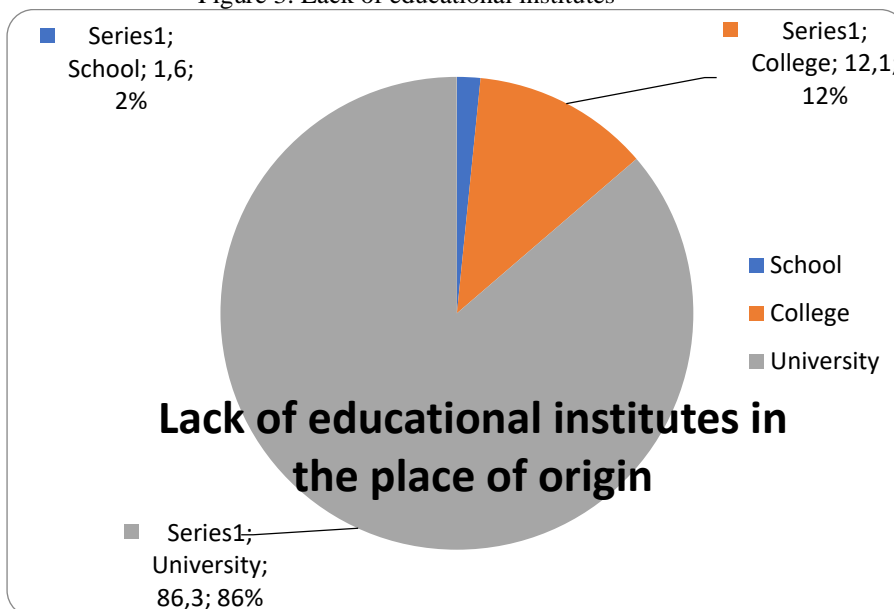
We considered that there must be substantial differences between respondent’s change of monthly income after migration and the factors behind internal migration towards Dhaka city. Our study illustrated that people migrated from rural areas or small towns to the mega city Dhaka because of the higher wage levels than their place of origin and also the high demand for labour supply. The dataset stated that 96.8 percent of the respondent’s income was less than 10000 BDT at the place of origin whereas the percentages of the income increased significantly after migration, about 10.3 per cent had income between 10000-20000 BDT and 4 per cent had 20000-30000 BDT.

Table 1. Educational reasons behind internal migration

Educational Factors	Percentage
Lack of educational institutes	12.8
Lack of better educational institutes	82.4
Educational facilities for children	4.8
Total	100.0

It is observed that educational reason is one the major factors for internal migration. About 82.4% of the respondent migrated due to lack of better educational institutes. Moreover, about 86% of the respondents didn’t have university and 12% of them didn’t have colleges at their place of origin.

Figure 3. Lack of educational institutes



Another factor that influence of decision to migrate for the betterment of their entire family or household to broaden out their risks to reduce their financial and property losses. About 57.4 percent of the household

collectively took the decision instead of single respondent for migration. Among the family members, about 14.7 percent of the decision was taken by husband, by contrast only 1.6 per cent was taken by brother. However, mother and sister of the respondents took the decision to move at Dhaka city was less than 1 percent.

Figure 4. Respondent's role for migration decision

You took the decision independently or not for migration

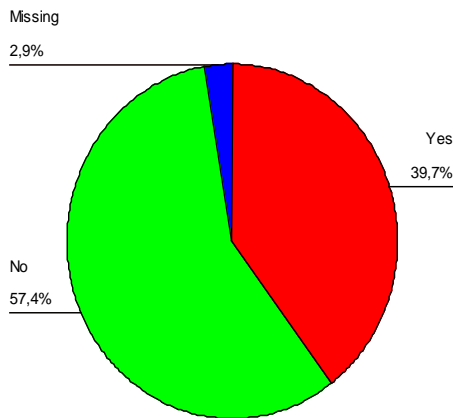
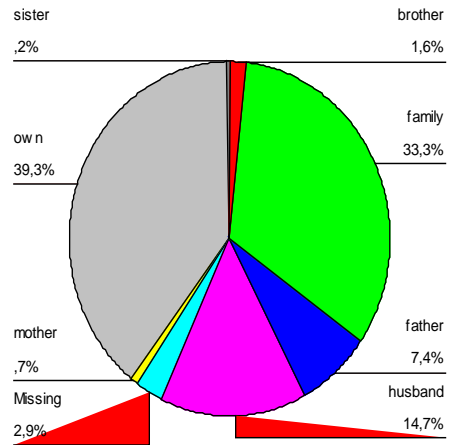


Figure 5. Role of migration decision

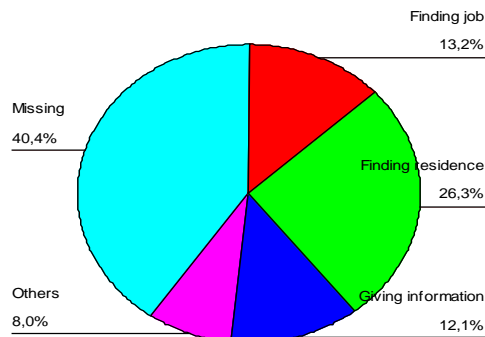
who took the decision for migration



Social network always plays an important role for migration process. People get ready to move when they have assurance of getting help from the networks in the place of destination. We found about 26.3 percent of the respondents got help for finding their accommodation and 13.2 percent got support for finding jobs in new place.

Figure 6. Assistance patterns in the place of destination

Helping patterns





It was expected that there must be significant differences between total monthly incomes of the respondents after their move. The monthly income distribution after their arrival at Dhaka was shown in the table 3. The table 3 demonstrated that there were highly significant differences between monthly income after their arrival. It was found that more than 96 per cent of the respondents had monthly income less than 10000 BDT before migration which reduced to 80 per cent after their move. About 4 per cent of the respondents had monthly income more than 40000 BDT while no one was in these two groups before. Hence the monthly income increased at a high rate after migration may be considered as a significant factor of internal migration.

Table 2. A Comparative study of monthly income distribution of respondents.

		Monthly income before migration			Total
		less than 10000	10000-20000	20000-30000	
Monthly income after migration	less than 10000	80.2%	0.0%	0.0%	<b>80.2%</b>
	10000-20000	10.1%	0.2%	0.0%	<b>10.3%</b>
	20000-30000	2.8%	1.1%	0.2%	<b>4.1%</b>
	30000-40000	1.1%	0.2%	0.0%	<b>1.4%</b>
	40000-50000	1.6%	0.5%	0.2%	<b>2.3%</b>
	more than 50000	0.9%	0.2%	0.5%	<b>1.6%</b>
	<b>Total</b>	<b>96.8%</b>	<b>2.3%</b>	<b>0.9%</b>	<b>100.0%</b>
$\chi^2 = 161.362^\dagger$ , d.f.=10, P-value= 0.000					

† Significant at 1 per cent level

### Statistical results

Using our dataset, we tried to discuss three regression models with dependent variables monthly income of respondents before migration, income after migration, the change of income after migration, whereas the independent variables were age of respondent & reasons active for migration. Moreover, we tried to explain all the factors which were active for migration and also illustrated the amount & direction that they affected the livelihood aspects of respondents after their move towards Dhaka city. Logarithmic values of all these three dependent variables considered due to formulate interpretation of the coefficient values in percentages.

To elucidate household behavior fully in microeconomics is always difficult. The values of coefficient of determination (R-squared) clarified the decomposition of total variation of the dependent variable explained by one or more explanatory variables (Hill 2008). The R-squared values for these three models were 0.679, 0.620 and 0.633 respectively in the statistical analysis for our dataset. It showed that, about 67.9% of the variation was explained by the regressor variables in the first regression model of income

before migration. Moreover, 62% and 63.3% of the variation were explained by the models of income after migration and change of income after migration respectively.

Table 3. Regression models for before migration, after migration and the change of migration.

Independent variable	Dependent variable		
	Log monthly income before migration	Log monthly income after migration	Log change of monthly income after migration
	Coefficient values		
<b>R-squared value</b>	<b>0.679</b>	<b>0.620</b>	<b>0.633</b>
Constant	7.518	7.490	6.418
Age of the respondent	N/A	.048*	0.078**
Unemployed before migration considered as reference category for occupation	REF		
Business before migration	-0.229	N/A	N/A
Service before migration	-0.107	N/A	N/A
Student before migration	-0.521*	N/A	N/A
Agriculture before migration	-0.032	N/A	N/A
Others before migration	-0.090	N/A	N/A
Unemployed after migration considered as reference category for occupation	REF		
Business after migration	N/A	0.497***	0.528***
Student after migration	N/A	-0.234***	-0.773***
laborer after migration	N/A	-0.076	0.280
Others after migration	N/A	-0.495***	-0.714***
Migration for occupational reason considered as reference category	REF		
Migration for Educational reason	0.641**	0.440***	0.655***
Migration for Social reason		-0.221	0.025
Migration for Political reason		-0.180	0.003
Migration for Beneficial reason		0.222	0.522*
Migration for Climatic reason	0.337	-0.229	0.533*

\*\*\*Highly significant at 1 per cent level of significance

\*\* Significant at 5 per cent level of significance

\* Significant at 10 per cent level of significance

We considered the variables occupation and reasons for migration as dummy variables in our model. Occupation was considerably related to the monthly income which induced them of internal migration for obtaining better living. We divided the variable occupation into seven categories: unemployment, business, service, student, agriculture, labour and others, to

find the separate effects compared with the reference group unemployed in all the three regression models.

It was seen that first regression model depicted the independent variable 'educational reasons behind migration' was highly significant for the dependent variable income of the respondent before migration at 5% level of significance while the regressor variables climatic reasons behind migration had no significant effect considering 'occupation before migration' as reference category. The second regression model demonstrated that the independent variables age of the respondents, current occupations as businessman, student, others and the educational reasons were highly significant for dependent variable 'income of the respondent after migration' at 1% and 10% level of significance while current occupation as labourer and social, political, beneficial, climatic reasons had no significant effect on the considered dependent variable. Furthermore, the independent variables current occupation as student, labourer, others and the reasons social, political and climatic have had negative upshot on the considered dependent variable. The dependent variable change of income of the respondent after migration in the regression model have had highly significant effects at 1%, 5% & 10% level of significance by the independent variables age of the respondents, current occupation: businessman, student & others and the reasons: educational, beneficial & climatic respectively, whereas the reasons social, political and current occupation labor had no significant effect. In the first regression model, respondents who were migrated as a result of educational reasons had monthly income 64.1% more and those who due to climatic reasons had 33.7% more than the reference category. In the second model those who migrated by reason of education had 44% more and those who due to beneficial reasons had 22.2% more monthly income after migration. Moreover, those who migrated due to social, political and climatic reasons in the third regression model had negative effects which implied that they had less monthly income after migration compared to those respondents who migrated for occupational reasons and the amounts were 22.1%, 18% and 22.9% respectively.

## **Conclusion**

Identifying the reasons of internal migration in Bangladesh is always intricate. It was found that the ultra-poor people were more likely to migrate internally. Furthermore, the distributional equity must be considered with poverty reduction and the role of internal migration. We found that factors that effects on internal migration at Dhaka city were wage level, education, political turmoil, living standards, environmental factors (river erosion, land slide, soil erosion, infertility of land, salinity, flood and drought) whose forced people went for migration. The dataset illustrated that a huge portion

(about 57%) of the migration decision was taken as not only for the current financial safety but also for the future welfare. Furthermore, the decisions were mainly taken by their family. With the improvement of urbanization and industrialization, the migration process proficiently took place. In Bangladesh, the opportunities were unevenly distributed into different big cities; therefore migrants went after those specific upright places. The socio-demographic characteristics (age, marital status, years of schooling and occupation) of migrants were provided a clear idea about the selectivity of migrants. It showed that half of the total respondents aged 20-30 years were involved mostly in migration process, among them more than 63% were unmarried. It was demonstrated that the highest proportions of the migrants were migrated before their marriage to Dhaka city. About 18.8% & 26.9% of the migrants were completed their secondary and higher secondary schooling before their migration process whereas 17.96% and 9.87% were completed the graduation and post-graduation studies respectively after their move. The unemployment rate was more than fifty percent before migration which declined to 38.4% only after their move. Here we mainly tried to bring up the major reasons behind their movement to Dhaka city. Therefore the dataset showed that 69.2% were moved on due to occupational purpose whereas 53% of them for finding new jobs, 31.4% for the enhancement of their current income level and 10.5% were for relocating their posting of old employment. For the graduated respondent's employment opportunities were one of the main reasons of movement. In addition, health services, urbanization facilities, communication conveniences, better-quality schooling at Dhaka city were other reasons for migration. However, only less than 2% of the total respondents were found who were forcedly migrated due to climatic reasons such as river erosion, land slide, cyclone, flood, drought etc.

As we found employment opportunity was one of the main reasons for migration, therefore more employment opportunities have to create by opening all the close and non functioning factories, production units outside Dhaka city and put more emphasis on new initiatives based on the local goods and production. Government needs to pay more attention on public private partnership establishment and ensure the new employment opportunities must be prioritized for local people.

Another main reason for internal migration was quality of educational facilities. People tends to admit their children into various renowned institutions at Dhaka city. If Government will take necessary initiatives to spread out these well-known institutions all over the country then people would love to get quality educational facilities from their home place and also intend with happiness to stay at their place of origin. For example, in Bangladesh, Notre Dame College is one of the well known

college situated at the central place of Dhaka city where hundreds of students coming each year from all over the country, therefore it can be spread out all the 64 districts so that people can have it from their own place. In this regard, Government has to play a significant role to establish and fund those initiatives for accelerating the decentralization process.

Similarly, medical facilities played significant role for propensity of migration also. In Bangladesh most of the big cities have medical colleges and hospitals but these are not sufficient in terms of population ratio and lack of modern facilities. Therefore, discouraging the involvement of migration process, we have to ensure all the modern medical facilities with large numbers of experienced doctors, nurses, support staffs.

Here the study illustrated the objectives and the directions of movement towards Dhaka city and also the probable solutions for those discussed problems. Our study may help the policy makers to formulate planning about employment issue along with all the other factors and also may work out to put inputs on decentralization process of Bangladesh. One of the best ways to achieve it partially is through the inclusion of supplementary questions into the census questionnaire that is conducted regularly. Nevertheless, because of high growth and social equity there are still significant movements to the districts and divisional cities, therefore attainment will require a new strategic focus and oversight of urbanization at the rural level as well. This implies at the local level, new forms of decentralization are required, empowering rural localities to solve the arising problems. Moreover, it is high time to develop a stronger regional development policy to widen the footprint of the existing growth to the lagging regions (UNDP 2013). This study may also help the social scientists for expanding different programs for rural development to reduce the movement towards Dhaka city.

### References:

1. Amin, M. M. A., & Sajib, A. H., (2013). *Acculturation Preferences And Major Adverse Factors That Bangladeshi and Finnish Migrants Faced To Acclimatize In Sweden*. Journal of Information Technology (JIT), Jahangirnagar University. Vol-2, 23-32.
2. Connell, J., Dasgupta, B., Laishley, R. & Lipton, M.(1976). *Migration from Rural Areas: The Evidence from Village Studies*, Delhi: Oxford University Press.
3. Gurnu, E., Goldstein, S. & Goldstein, A. (2000). *Migration, Gender and Health Survey in Five Regions of Ethiopia: 1998*. A United Nation Training and Research Project on the Interrelations of Migration and Economic Change, Women's Status, Reproduction

- and Health , Addis Ababa: Addis Ababa University and Province: Brown University.
4. Hill, C. R., Griffiths, E. W. & Lim, C. G (2008). *Principles of Econometrics*, John Miley & Sons, Inc., USA.
  5. Islam, A. (2008). *Acculturation Preferences among Bangladeshi Immigrants in London and Malmoe*, Siirtolaisuusinstituutti, Web Reports 37.
  6. Lee, E. S. (1966). *A Theory of Migration*. Demography, 3(1): 47-57.
  7. Mazumdar, D. (1987). *Rural-Urban Migration in Developing Countries: In Handbook of Regional and Urban Economics*. E.S. Mills (ed.), Elsevier, USA.
  8. Montgomery, C.D. & Peck, A.E. (1992). *Introduction to Linear Regression Analysis*. John Miley & Sons, Inc., USA.
  9. Nabi, A.K.M N (1992). *Dynamics of Internal Migration in Bangladesh*. Canadian Studies in Population, 19(1): 81-98.
  10. Oberai, A.S. (1987). *Migration, Urbanization and Development*. Geneva: International Labor Office.
  11. Rees, P. Bell, M. Kupiszewski, M. Ueffing, P. Bernard, A. Edwards, E. & Stillwell, J. (2016) “*The Impact of Internal Migration on Population Redistribution: an International Comparison*” Population, Space and Place, Published online in Wiley Online Library
  12. Sekhar, T. V. (1993). *Migration Selectivity from Rural Areas, Evidence from Ketala*. Demography India, 22(2): 191-202.
  13. Skeldon, R. (2002). *Migration and Poverty. Asia-Pacific Population Journal*, 17(4): 67-82.
  14. Tullberg, E.A. (2009). *A Comparative Emigration Analysis of Swedish Country Specific Responses to Socio Economic Push-and Pull Factors 1870-1900*. Master thesis, Department of Economic History, Lund University, Sweden.
  15. Upton, M. (1967). *Agriculture in South Western Nigeria, Department of Agricultural Economics, Development Studies No. 3, Migration, University of Reading*.
  16. UNDP(2013). *Internal Migration in Bangladesh: Character, Drivers and Policy Issues*, United Nations Development Programme (UNDP), Bangladesh.
  17. Weeks, R.J. (2008). *Population: An Introduction to Concepts and Issues*, WADSWORTH CENGAGE Learning, USA.