

# STARS

University of Central Florida  
**STARS**

---

Faculty Bibliography 2000s

Faculty Bibliography

---

1-1-2008

## Discovery of a wide companion near the deuterium-burning mass limit in the upper scorpius association

V. J. S. Béjar

M. R. Zapatero Osorio

A. Pérez-Garrido

C. Álvarez

E. L. Martin

*University of Central Florida*

*See next page for additional authors*

Find similar works at: <https://stars.library.ucf.edu/facultybib2000>

University of Central Florida Libraries <http://library.ucf.edu>

This Article is brought to you for free and open access by the Faculty Bibliography at STARS. It has been accepted for inclusion in Faculty Bibliography 2000s by an authorized administrator of STARS. For more information, please contact [STARS@ucf.edu](mailto:STARS@ucf.edu).

---

### Recommended Citation

Béjar, V. J. S.; Osorio, M. R. Zapatero; Pérez-Garrido, A.; Álvarez, C.; Martin, E. L.; Rebolo, R.; Villó-Pérez, I.; and Díaz-Sánchez, A., "Discovery of a wide companion near the deuterium-burning mass limit in the upper scorpius association" (2008). *Faculty Bibliography 2000s*. 114.

<https://stars.library.ucf.edu/facultybib2000/114>



---

**Authors**

V. J. S. Béjar, M. R. Zapatero Osorio, A. Pérez-Garrido, C. Álvarez, E. L. Martin, R. Rebolo, I. Villó-Pérez, and A. Díaz-Sánchez

## DISCOVERY OF A WIDE COMPANION NEAR THE DEUTERIUM-BURNING MASS LIMIT IN THE UPPER SCORPIUS ASSOCIATION

V. J. S. BÉJAR,<sup>1</sup> M. R. ZAPATERO OSORIO,<sup>1</sup> A. PÉREZ-GARRIDO,<sup>2</sup> C. ÁLVAREZ,<sup>3</sup> E. L. MARTÍN,<sup>1,4</sup> R. REBOLO,<sup>1,5</sup>  
I. VILLÓ-PÉREZ,<sup>2</sup> AND A. DÍAZ-SÁNCHEZ<sup>2</sup>

Received 2007 October 26; accepted 2007 December 10; published 2008 January 9

### ABSTRACT

We present the discovery of a companion near the deuterium-burning mass limit located at a very wide distance, at an angular separation of  $4.6'' \pm 0.1''$  (projected distance of  $\sim 670$  AU) from UScoCTIO 108, a brown dwarf of the very young Upper Scorpius association. Optical and near-infrared photometry and spectroscopy confirm the cool nature of both objects, with spectral types of M7 and M9.5, respectively, and that they are bona fide members of the association, showing low gravity and features of youth. Their masses, estimated from the comparison of their bolometric luminosities and theoretical models for the age range of the association, are  $60 \pm 20$  and  $14^{+2}_{-8} M_{\text{Jup}}$ , respectively. The existence of this object around a brown dwarf at this wide orbit suggests that the companion is unlikely to have formed in a disk based on current planet formation models. Because this system is rather weakly bound, they probably did not form through dynamical ejection of stellar embryos.

*Subject headings:* binaries: general — planetary systems — stars: individual (UScoCTIO 108) — stars: low-mass, brown dwarfs — stars: pre-main-sequence

*On-line material:* color figure

### 1. INTRODUCTION

### 2. OBSERVATIONS

To date, about 250 extrasolar planets have been identified using the indirect techniques of radial velocity, photometric transit, and microlensing (Mayor & Queloz 1995; Konacki et al. 2003; Udalski et al. 2005). The direct detection of a planet's light allows a detailed study of its physical properties and is crucial to improve our understanding of these objects. At present, one extrasolar planetary-mass companion has been directly imaged around the brown dwarf 2MASS J12073347–3932540 in the very young TW Hydra association (Chauvin et al. 2004). Several substellar companions with masses close but likely above the deuterium-burning mass limit ( $\sim 13 M_{\text{Jup}}$ ,<sup>6</sup> Saumon et al. 1996) have also been imaged around stellar and substellar primaries (Neuhäuser et al. 2005; Chauvin et al. 2005; Itoh et al. 2005; Luhman 2004; Luhman et al. 2006; Jayawardhana & Ivanov 2006; Allers 2006; Close et al. 2007). All these systems are young ( $< 50$  Myr) and have projected separations less than 260 AU. There are also two unconfirmed planetary candidates imaged around brown dwarfs in the  $\sigma$  and  $\lambda$  Orionis clusters (Caballero et al. 2006; Barrado et al. 2007).

Here we present the discovery of a companion near the deuterium-burning mass limit located at the much wider projected separation of 670 AU from the brown dwarf UScoCTIO 108 (Ardila, Martín, & Basri 2000), which belongs to the Upper Scorpius (USco) association. This is one of the youngest and closest OB associations to the Sun, located at an average distance of  $145 \pm 2$  pc and with an estimated age of 5–6 Myr (de Zeeuw et al. 1999; Preibisch & Zinnecker 1999).

We have searched for very red and faint companions ( $J > 16$  and  $J - K_s > 1$ ) around 500 previously known members and candidates of the USco association (Ardila et al. 2000; Preibisch, Guenther, & Zinnecker 2001; Preibisch et al. 2002; Martín, Delfosse, & Guieu 2004; Lodieu et al. 2007) using the 2MASS and DENIS catalogs database and the United Kingdom Schmidt Telescope (UKST) plates. Among other candidates, we identified a red source (2MASS J16055409–1818488) in the 2MASS catalog around UScoCTIO 108 (2MASS J16055407–1818443). Follow-up observations in the  $I$  band showed that the new object has  $I - J = 3.38 \pm 0.09$  and is located at an angular distance of  $4.6'' \pm 0.1''$  and a position angle of  $177^\circ \pm 1^\circ$ . Additional optical and near-infrared imaging and low-resolution spectroscopy were carried out using different instrumentation. The detailed observing log is provided in Table 1. Weather conditions were photometric at all the observatories, and average seeing was in the range  $0.7''$ – $1.0''$ .

We reduced the data with standard techniques, using routines within the IRAF environment, including bias and flat-field correction in the optical and sky subtraction and flat-field correction in the near-infrared. Finally, we aligned and combined individual images to obtain the final one. A composite-color image using the  $IZK'$  bands of UScoCTIO 108A and B is shown in Figure 1. We have performed aperture and point-spread function photometry of the resulting images using the DAOPHOT package. Optical and near-infrared images have been calibrated using bright sources in common with the DENIS and 2MASS catalogs. The photometry of both the primary and the secondary are indicated in Table 2. The spectra were extracted using the APALL routine, wavelength calibrated, and corrected for the instrumental response with observations of the spectrophotometric standard stars Wolf 1346 and HZ 44. Near-infrared spectra have been corrected for telluric lines by dividing them by the A3-type star HD 142613 and multiplying by a blackbody of the corresponding effective temperature ( $T_{\text{eff}}$ ) of 8500 K.

<sup>1</sup> Instituto de Astrofísica de Canarias, C/ Vía Láctea s/n, La Laguna, Tenerife E-38200, Spain; vbejar@iac.es.

<sup>2</sup> Universidad Politécnica de Cartagena, Campus Muralla del Mar, Cartagena, Murcia E-30202, Spain.

<sup>3</sup> GTC Project, Instituto de Astrofísica de Canarias, C/ Vía Láctea s/n, La Laguna, Tenerife E-38200, Spain.

<sup>4</sup> University of Central Florida, Department of Physics, P.O. Box 162385, Orlando, FL 32816-2385.

<sup>5</sup> Consejo Superior de Investigaciones Científicas, Spain.

<sup>6</sup>  $1 M_{\odot} = 1047.7 M_{\text{Jup}}$ .

TABLE 1  
OBSERVING LOG

Telescope	Instrument	Mode	Plate Scale (arcsec pixel <sup>-1</sup> )	Wavelength Range ( $\mu\text{m}$ )	Dispersion ( $\text{\AA}$ pixel <sup>-1</sup> )	Resolution ( $\text{\AA}$ )	Observation Date	Exposure Time (s)
IAC80 .....	CCD (2k $\times$ 2k)	Imaging	0.305	<i>I</i>	...	...	2007 Jul 5	3600
WHT .....	AUX (1k $\times$ 1k)	Imaging	0.108	<i>IZ</i>	...	...	2007 Jul 15	600
WHT .....	ISIS (R158R grating)	Spectroscopy	0.22	0.55–0.95	1.8	6	2007 Jul 15	7200
TNG .....	NICS (1k $\times$ 1k)	Imaging	0.25	<i>JHK'</i>	...	...	2007 Jul 16	300
Keck II .....	NIRSPEC	Spectroscopy	0.19	1.14–1.35	2.8	9	2007 Jul 24	600

### 3. PHYSICAL PROPERTIES AND MEMBERSHIP OF USCO

Using the photometry from Table 2, we have determined that UScoCTIO 108A and B belong to the photometric sequence of the USco association. In Figure 2, we represent an  $I, I - J$  color-magnitude diagram, where both objects are indicated by filled circles. The primary follows the sequence of previously known members (Ardila et al. 2000; Preibisch et al. 2001, 2002; Martín et al. 2004; Lodieu et al. 2007), and the secondary smoothly extrapolates it toward fainter magnitudes and redder colors. We note that UScoCTIO 108B lies on the location of isolated planetary-mass objects in the  $\sigma$  Orionis cluster (Zapatero Osorio et al. 2000) when they are shifted to the distance of the USco association (see Fig. 2). Using the William Herschel Telescope (WHT) and IAC80  $I$ -band images and the astrometry provided by 2MASS, we have measured the proper motion of UScoCTIO 108A to be  $(\mu_\alpha \cos \delta, \mu_\delta) = (-8 \pm 14, -17 \pm 13)$  mas yr<sup>-1</sup> and UScoCTIO 108B to be  $(\mu_\alpha \cos \delta, \mu_\delta) = (-6 \pm 40, -20 \pm 40)$  mas yr<sup>-1</sup>. Both measurements are consistent with the proper motion of the USco association ( $[\mu_\alpha \cos \delta, \mu_\delta] = [-11, -25]$  mas yr<sup>-1</sup>; de Zeeuw et al. 1999), but the large error bars of the secondary prevent us from reaching any firm conclusion.

We have determined the spectral classification of UScoCTIO 108A and B by comparison with standard objects of well-known spectral type and using PC3 and PC4 indexes for the

optical spectra (Martín, Rebolo, & Zapatero Osorio 1996) and the water index at 1.2  $\mu\text{m}$  for the infrared ones (Geballe et al. 2002). In Figure 3, we present our spectra and data of other young (Oph 1622–2405AB, KPNO Tau 4) and field dwarfs (VB8, 2MASS J1439284+192915, 2MASS J1506544+132106) taken from the literature (see references in the caption of the figure).

We have derived a spectral type for the primary of M7 with an error of half a subclass in both the optical and near-infrared spectra, although the bluer part of the optical spectrum seems to be of a hotter object. We estimate that the secondary is an M9.5 by comparison of the optical and  $J$ -band data with the young sources Oph 1622–2405B and KPNO Tau 4, an L1 according to the pseudocontinuum index PC3 ([823–827]/[754–758] nm), and its near-infrared spectrum is similar to the L3 field dwarf 2MASS J1506544+132106. The slightly different typings may be due to the effects of a low-pressure, cool atmosphere on the various optical and near-infrared spectroscopic features. We finally adopt a classification of M9.5 for UScoCTIO 108B. The spectral types of the primary and secondary correspond to  $T_{\text{eff}}$  values of  $2700 \pm 100$  K and  $2350^{+100}_{-400}$  K, respectively, adopting the temperature scale for high-gravity field dwarfs (Dahn et al. 2002; Golimowski et al. 2004). The  $T_{\text{eff}}$  of UScoCTIO 108A is consistent with the  $T_{\text{eff}}$  calculated for both components of the low-gravity M6.5 eclipsing binary 2MASS J05352184–0546085 (2900 and 2800 K). We have computed these values from the total luminosity (estimated from the  $K$ -band magnitude, the bolometric correction from Golimowski et al. 2004, and a distance of 480 pc), the radii, and  $T_{\text{eff}}$  ratio given by Stassun et al. (2006).

Optical spectroscopy of UScoCTIO 108A shows spectral features characteristic of youth, such as very strong H $\alpha$  (equivalent width EW =  $-90 \pm 2$   $\text{\AA}$ ) and He I emission lines (EW[5876 $\text{\AA}$ ] =  $-10 \pm 2$   $\text{\AA}$ , EW[6678 $\text{\AA}$ ] =  $-1.5 \pm 0.5$   $\text{\AA}$ ), which indicate that the primary is still in the process of accreting from a disk. In addition, alkaline lines such as Na I and K I are weaker than their field dwarf counterparts, which is characteristic of still contracting low-gravity objects. The Li I line is also detected in absorption (EW =  $0.45 \pm 0.1$   $\text{\AA}$ ), but it is slightly less intense than expected for its spectral type and youth. This could be caused by the higher continuum in this region, i.e., veiling, probably due to the accretion of material from the disk. By dividing its spectrum by that of other non-accreting M7 dwarfs, such as S Ori 27 (Zapatero Osorio et al. 2002), S Ori 40 (Béjar et al. 1999), and VB8 (this paper), we estimate a veiling factor ( $r = F_{\text{excess}}/F_{\text{photo}}$ ) of 0.4–0.7, which gives a corrected EW(Li I) = 0.6–0.8  $\text{\AA}$ , consistent with a total preservation of this element. Optical spectroscopy of UScoCTIO 108B also shows H $\alpha$  in emission, but this is less intense than in the primary (EW =  $-15 \pm 10$   $\text{\AA}$ ). The presence of this line is rare (less than 20%) in the spectra of field L dwarfs (Schmidt et al. 2007), and this could be a signature of youth. The Na I and K I lines are weaker and the TiO and VO molecular bands are more intense than expected for objects




FIG. 1.—Composite-color  $IZK$  image ( $19.5'' \times 19.5''$ ) of UScoCTIO 108A and B ( $I = \text{blue}$ ,  $Z = \text{green}$ ,  $K' = \text{red}$ ).  $IZ$  images are from the AUX instrument on the William Herschel Telescope, and the  $K'$  image is from NICS on the Telescopio Nazionale Galileo. All images were convolved with a Gaussian to a spatial resolution of  $1.1''$ .

TABLE 2  
PHOTOMETRIC AND SPECTROSCOPIC DATA AND PHYSICAL PARAMETERS

ID	$I$	$I-Z$	$I-J$	$J-H$	$J-K'$	Spectral Type	Luminosity ( $\log L/L_{\odot}$ )	$T_{\text{eff}}$ (K)	Mass ( $M_{\text{Jup}}$ )
UScoCTIO 108A	$15.65 \pm 0.08$	$1.00 \pm 0.1$	$2.23 \pm 0.09$	$0.58 \pm 0.04$	$0.91 \pm 0.04$	M7	$-1.95^{+0.17}_{-0.15}$	$2700 \pm 100$	$60 \pm 20$
UScoCTIO 108B	$19.91 \pm 0.08$	$1.30 \pm 0.1$	$3.38 \pm 0.09$	$0.78 \pm 0.08$	$1.42 \pm 0.11$	M9.5	$-3.14 \pm 0.20$	$2350^{+100}_{-400}$	$14^{+2}_{-8}$

of the same spectral type in the field (see Fig. 3), which are also indicative of youth.

Low-gravity features are even clearer in the  $J$ -band spectra, where both the primary and secondary show weaker K lines than the late-type field dwarfs. The hydrides (FeH and CrH) also appear weaker at optical and near-infrared wavelengths in the USco objects than in the field dwarfs. This is likely related to an intense TiO absorption characteristic of low-gravity, cool atmospheres (Martín et al. 1996). In summary, from optical and near-infrared spectroscopy, we may conclude that UScoCTIO 108A and B have spectral features of a very young age, which support their membership of the USco association.

We have derived the luminosity of both objects from their  $IJK'$ -band magnitudes, the bolometric correction from Dahn et al. (2002) and Golimowski et al. (2004), and the USco distance modulus  $m - M = 5.81 \pm 0.3$  (de Zeeuw et al. 1999). We have not applied any reddening correction to apparent magnitudes since the extinction in the USco association is found to be quite small ( $A_V < 2$ ; Preibisch & Zinnecker 1999). We have obtained a luminosity of  $\log L/L_{\odot} = -1.95^{+0.17}_{-0.15}$  for UScoCTIO 108A and  $\log L/L_{\odot} = -3.14 \pm 0.20$  for UScoCTIO 108B. We can estimate the mass of the objects by comparison of the derived luminosity with predictions from theoretical models (Baraffe et al. 2003; Burrows et al. 1997). Figure 4 shows the luminosity of both objects and other very low mass substellar companions in comparison with evolu-

tionary models from Baraffe et al. (2003). Isochrone fitting to the more massive stars' sequence suggests an age of 5–6 Myr for USco (Preibisch & Zinnecker 1999). From this estimated age, we obtain a mass of  $60 \pm 10 M_{\text{Jup}}$  for the primary, i.e., within the brown dwarf domain, and a mass of  $14 \pm 2 M_{\text{Jup}}$  for the secondary, i.e., at the deuterium-burning mass limit. The existence of Li in very low mass stars provides an alternative way to restrict the age of the association, because this element is destroyed very quickly in their fully convective interiors. The comparison of the Li abundance in early M-type members (Preibisch et al. 2001) with theoretical spectral synthesis (Zapatero Osorio et al. 2002) indicates that most of them preserve their initial Li content. According to evolutionary models, this indicates that the age of the association is lower than 8 Myr and most likely in the interval 2–4 Myr (see Zapatero Osorio et al. 2002). In fact, the great similarity between the photometric sequences of USco and  $\sigma$  Ori, which has a likely age of 3 Myr, when both star associations have been moved to the same distance, and UScoCTIO 108A being still in a strong accretion phase, also argue in favor of a younger age for the system. Adopting the wider range of ages of 1–8 Myr, we estimate a conservative wider mass range for both components:  $60 \pm 20 M_{\text{Jup}}$  for the primary and  $14^{+2}_{-8} M_{\text{Jup}}$  for the secondary.

#### 4. EVIDENCE OF BINARITY

Once we have demonstrated that UScoCTIO 108A and B are members of the USco association and we have estimated their masses, one question still remains open, which is whether the binary is physically bound or just a chance projection effect. To check this, we have estimated the probability of finding a planetary-mass member ( $J > 16$ ) in our search within a radius of  $10''$  around 500 members and candidates of the association. This exploration is limited by sensitivity of the 2MASS Point Source Catalogue (Cutri et al. 2003), which is  $J \sim 17$ –17.5. We have derived the density of such objects with a  $J$ -band magnitude in the range of 16–17.5 to be  $\rho \sim 1.1 \text{ deg}^{-2}$  from a survey (Lodieu et al. 2007) that is much deeper than 2MASS. Assuming a Poissonian distribution for the number of additional members in a given area, we can estimate this probability to be  $1 - P$ , and  $P = P(x = 0) = \exp(-np)$ , where  $P$  is the probability of finding no additional member,  $n$  is the number of events (500), and  $p$  is the expected number of objects in a  $10''$  radius ( $p = \rho \times \text{area} = 2.67 \times 10^{-5}$ ), with the result that there is a probability of about 1.3% that UScoCTIO 108B is another member of the association located by chance in the direction of UScoCTIO 108A. If we consider only the probability of finding another member at the distance of UScoCTIO 108B ( $4.6''$ ), this probability turns out to be lower by a factor of 4.5.

The projected separation of both components, 670 AU for the average distance to the association, is also not very common in very low mass stars and star/brown dwarf systems, but there are some known cases at this separation and even at larger ones (see Fig. 15 from Close et al. 2007). The escape velocity

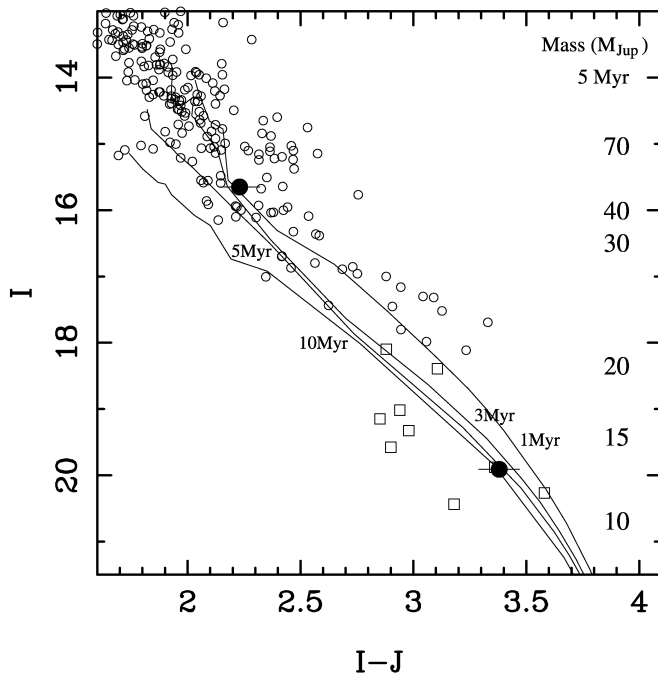


FIG. 2.— $I$ ,  $I - J$  color-magnitude diagram of previously known members of the USco association (open circles) and isolated planetary-mass objects in the  $\sigma$  Orionis cluster (open squares) shifted to the distance of the former. UScoCTIO 108A and B are represented by solid circles with their photometric error bars. The isochrones from the Lyon group models (Baraffe et al. 2003) and estimated masses for the 5 Myr age (in Jupiter-mass units) are also indicated.

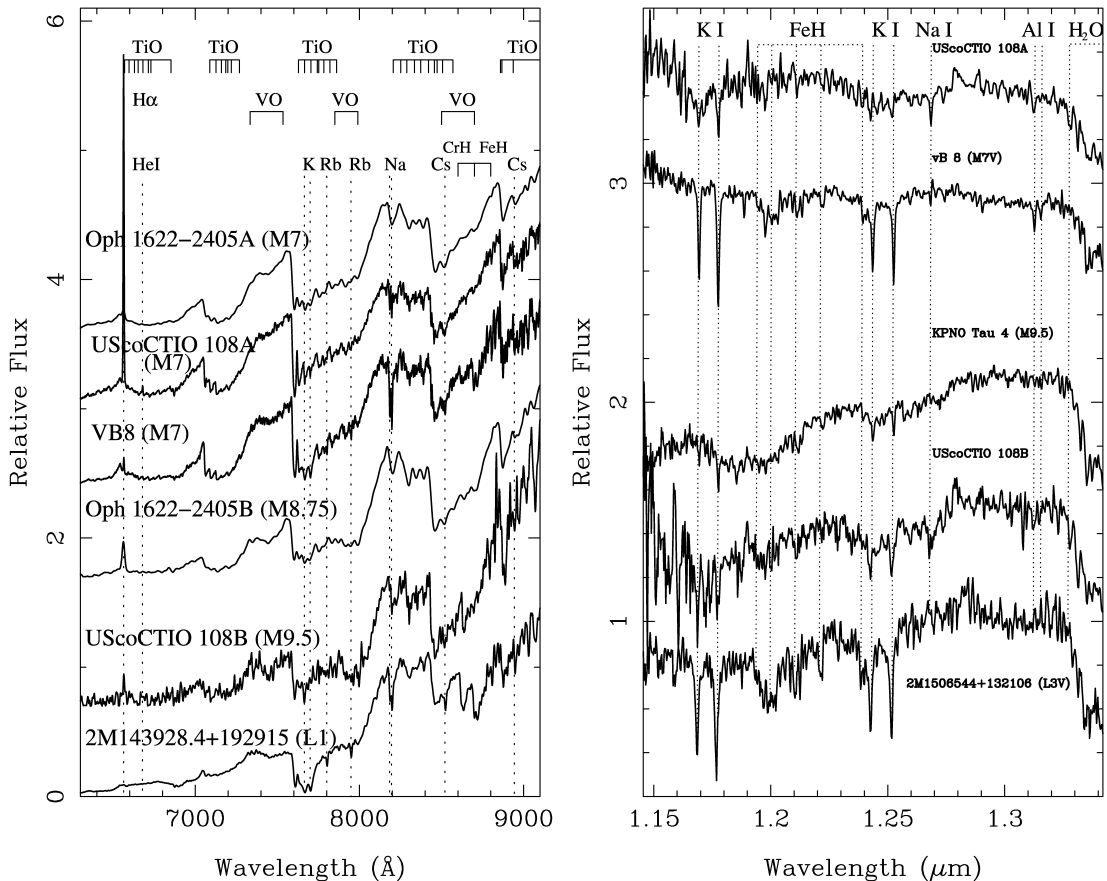


FIG. 3.—Optical (left panel) and *J*-band (right panel) spectra of UScoCTIO 108A and B (in red in the electronic version), young objects (data from Luhman et al. 2007 and McGovern et al. 2004), and field dwarfs (from this paper, Kirkpatrick et al. 1999, and McLean et al. 2003) of a similar spectral type. Their names, spectral types, and main spectroscopic features are indicated. All the spectra have been normalized to unity at 8175 Å and 1.30  $\mu\text{m}$ . [See the electronic edition of the *Journal* for a color version of this figure.]

from the primary at this distance is only  $0.4 \text{ km s}^{-1}$ , and the gravitational bound energy of the system is  $1.86 \times 10^{33} \text{ J}$ .

Although other substellar pairs with similar mass ratio are known, the UScoCTIO 108A and B system is the widest identified so far and possibly has a lower gravitational bound energy than any other known low-mass binary (see Fig. 16 from Close et al. 2007). Following the analytical solutions given in Weinberg et al. (1987) and Binney & Tremaine (1987), we estimate that the timescale of disruption of the system in an environment with the typical density of USco ( $\sim 0.3 \text{ objects pc}^{-3}$ ) is a few hundred million years, which is a longer timescale than that expected for the dissipation of USco.

## 5. CONCLUSIONS AND FINAL REMARKS

In conclusion, we have found a  $14_{-8}^{+2} M_{\text{Jup}}$  companion to the  $60 \pm 20 M_{\text{Jup}}$  brown dwarf UScoCTIO 108 at an angular separation of  $4.6'' \pm 0.1''$  (projected distance of  $\sim 670 \text{ AU}$ ) in the very young USco association. It seems very difficult to explain the in situ formation of this object in a disk by core accretion (Pollack et al. 1996) or disk instability (Boss 1997). Given the typical size and density profile of stellar disks, there does not seem to be enough mass at such a wide separation to form a companion of this mass, unless it has originated at a lower distance and migrated to its present location. This very low mass substellar system has a low binding energy, implying that it is unlikely to have been ejected from a higher-mass unstable multiple system (Reipurth & Clarke 2001). A more likely scenario is that the system was originated from the disruption of

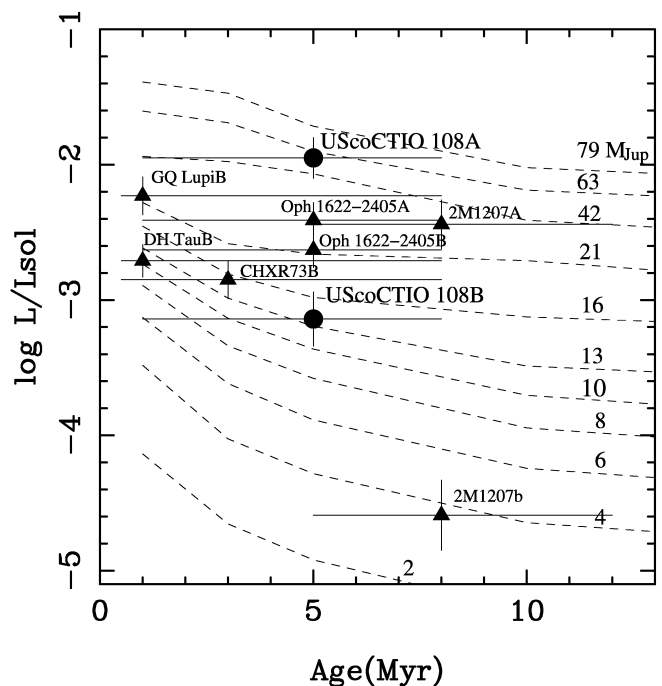


FIG. 4.—Luminosity-age diagram. UScoCTIO 108 A and B are represented by solid circles and other very low mass substellar companions as triangles (data from Luhman et al. 2006, 2007; Chauvin et al. 2004). Evolutionary tracks (dashed lines) from the Lyon group models (Baraffe et al. 2003) are also shown. Masses to the right are indicated in Jupiter-mass units.

a more massive core (Bodenheimer 1998) in a way similar to how other binary stars are supposed to be formed. If the formation of these wide and very low mass systems in the denser central part of clusters is relatively frequent, this could explain the existence of isolated planetary-mass objects as planetary-mass companions that became unbound from their primaries.

We thank J. Licandro, N. Pinilla-Alonso, J. de León, M.

Montgomery, R. Deshpande, and R. Tata for their help in the acquisition of some data; G. Bihain; and the referee K. Luhman for his comments and providing his data of Oph 1622–2405AB. We are indebted to T. Mahoney for revising the English of this manuscript.

*Facilities:* IAC80 (CCD), WHT (AUX, ISIS), Keck (NIR-SPEC), TNG (NICS).

#### REFERENCES

- Allers, K. N. 2006, Ph.D. thesis, Univ. Texas  
 Ardila, D., Martín, E. L., & Basri, G. 2000, *AJ*, 120, 479  
 Baraffe, I., et al. 2003, *A&A*, 402, 701  
 Barrado y Navascués, D., et al. 2007, *A&A*, 468, L5  
 Béjar, V. J. S., Zapatero Osorio, M. R., & Rebolo, R. 1999, *ApJ*, 521, 671  
 Binney, J., & Tremaine, S. 1987, *Galactic Dynamics* (Princeton: Princeton Univ. Press)  
 Bodenheimer, P. 1998, in *ASP Conf. Ser. 134, Brown Dwarfs and Extrasolar Planets*, ed. R. Rebolo, E. L. Martín, & M. R. Zapatero Osorio (San Francisco: ASP)  
 Boss, A. 1997, *Science*, 276, 1836  
 Burrows, A., et al. 1997, *ApJ*, 491, 856  
 Caballero, J. A., et al. 2006, *A&A*, 460, 635  
 Chauvin, G., et al. 2004, *A&A*, 425, L25  
 ———. 2005, *A&A*, 438, L29  
 Close, L. M., et al. 2007, *ApJ*, 660, 1492  
 Cutri, R., et al. 2003, *Explanatory Supplement to the 2MASS All Sky Data Release*  
 Dahn, C. C., et al. 2002, *AJ*, 124, 1170  
 de Zeeuw, P. T., et al. 1999, *AJ*, 117, 354  
 Geballe, T. R., et al. 2002, *ApJ*, 564, 466  
 Golimowski, D. A., et al. 2004, *AJ*, 127, 3516  
 Itoh, Y., et al. 2005, *ApJ*, 620, 984  
 Jayawardhana, R., & Ivanov, V. 2006, *Science*, 313, 1279  
 Kirkpatrick, J. D., et al. 1999, *AJ*, 519, 802  
 Konacki, M., et al. 2003, *Nature*, 427, 501  
 Lodieu, N., et al. 2007, *MNRAS*, 374, 372  
 Luhman, K. 2004, *ApJ*, 614, 398  
 Luhman, K., et al. 2006, *ApJ*, 649, 894  
 ———. 2007, *ApJ*, 659, 1629  
 Martín, E. L., Delfosse, X., & Guieu, S. 2004, *AJ*, 127, 449  
 Martín, E. L., Rebolo, R., & Zapatero Osorio, M. R. 1996, *ApJ*, 469, 706  
 Mayor, M., & Queloz, D. 1995, *Nature*, 378, 355  
 McGovern, M. R., et al. 2004, *ApJ*, 600, 1020  
 McLean, I. S., et al. 2003, *ApJ*, 596, 561  
 Neühauser, R., et al. 2005, *A&A*, 435, L13  
 Pollack et al. 1996, *Icarus*, 124, 62  
 Preibisch, T., Guenther, E., & Zinnecker, H. 2001, *AJ*, 121, 1040  
 Preibisch, T., & Zinnecker, H. 1999, *AJ*, 117, 2381  
 Preibisch, T., et al. 2002, *AJ*, 124, 404  
 Reipurth, B. & Clarke, C. 2001, *AJ*, 122, 432  
 Saumon, D., et al. 1996, *ApJ*, 460, 993  
 Schmidt, S. J., et al. 2007, *AJ*, 133, 2258  
 Stassun, K. G., Mathieu, R. D., & Valenti, J. A. 2006, *Nature*, 440, 311  
 Udalski, A., et al. 2005, *ApJ*, 628, L109  
 Weinberg, M. D., Shapiro, S. L., & Wasserman, I. 1987, *ApJ*, 312, 367  
 Zapatero Osorio, M. R., et al. 2000, *Science*, 290, 103  
 ———. 2002, *A&A*, 384, 937