

---

Faculty Scholarship and Creative Works

---

8-29-2017

## Making Sense of E-Resources Usage Statistics

Scott Schmucker  
*FALSC*

Athena Hoepfner  
*University of Central Florida, athena@ucf.edu*

Shelly Schmucker

Pamela Herring  
*University of Central Florida*

Find similar works at: <https://stars.library.ucf.edu/ucfscholar>  
University of Central Florida Libraries <http://library.ucf.edu>

This Other Presentation is brought to you for free and open access by STARS. It has been accepted for inclusion in Faculty Scholarship and Creative Works by an authorized administrator of STARS. For more information, please contact [STARS@ucf.edu](mailto:STARS@ucf.edu).

---

### STARS Citation

Schmucker, Scott; Hoepfner, Athena; Schmucker, Shelly; and Herring, Pamela, "Making Sense of E-Resources Usage Statistics" (2017). *Faculty Scholarship and Creative Works*. 793.  
<https://stars.library.ucf.edu/ucfscholar/793>



# *Making Sense of E-Resources Usage Statistics*

Talking Tech Webinar. 29 August 2017



**Scott Schmucker**

*Assistant Director, E-Resources*

Florida Academic Library  
Services Cooperative  
/Florida Virtual Campus



**Athena Hoepfner**

*eResources Librarian*  
University of Central  
Florida



**Shelly Schmucker**

*Chair of Access and  
Technical Services*

Tallahassee Community  
College



**Pamela Herring**


*Electronic Resources  
Librarian*

University of Central  
Florida College of Medicine



# Outline

- Introduction to Statistics and Issues
- FALSC Statistics Services
- COUNTER Reports and How to Get Them
- Specialized Databases and Usage Data
- Usage Data and Collection Decisions
  - UCF Health Sciences Library
  - Tallahassee Community College Library
- Limitations and Issues with Usage Data
- Discussion and Q&A





# Making Sense of Usage Statistics

- How do we know if what we license is being used?
- How do we know if it is useful?
- Usage happens on *vendor* platforms
- We're relying on a hugely diverse group of content providers to give us data





# Beginnings

---

- The Search statistic was the standard for a very long time.
- Does a lot of searching on a platform mean that the product is useful, or not very useful?





# Complications



- Variety of vendor content means a variety of data types
- Broadcast searching
- Discovery tools





# LRS: LINCC Report Service



LINCC Reports Service - LRS

## LINCCWeb Reports

L002 External Database Connections

L010 Vendor Statistics - College Searches *(Quarterly)*

L011 Vendor Statistics - Statewide Searches *(Quarterly)*

L012 E-Books Usage - College Title Requests *(Quarterly)*

L013 E-Books Usage - Statewide Title Requests *(Quarterly)*

- Searches
- Title Requests



# Reports added Spring 2014



## LINCC Reports Service - LRS

L029 Vendor Statistics - College Full-Text Accessions *(Quarterly)*

L030 Vendor Statistics - Statewide Full-Text Accessions *(Quarterly)*

L031 Vendor Statistics - College Sessions *(Quarterly)*

L032 Vendor Statistics - Statewide Sessions *(Quarterly)*

L033 Vendor Statistics - College Multimedia Accessions *(Quarterly)*

L034 Vendor Statistics - Statewide Multimedia Accessions *(Quarterly)*

- Full Text Accessions
- Sessions
- Multimedia Accessions





# E-Resources On-Demand Report

E-Resources On Demand Report ⓘ  
College

**Collapse Search**

Time Period

Start Date:

End Date:

Data Sources

Vendor:

Stats Type:

All  Select from top 20  Search data sources



# SUL: Looking for Answers in Statistics

## Quantitative

- Which resources are used?
- How much are they used?
- What is the cost per use?

## Comparative

- Is it used more than other resources?
- Is use higher than before?
- Is the cost per use less than other resources?
- Is use higher here than elsewhere?

## Evaluative

- *Is our level of use a good ROI?*
- *Should we renew this resource?*





# COUNTER: Code of Practice Releases



Code of Practice for *Vendor-generated* usage statistics

- 2003 – Release 1
- 2005 – Release 2
- 2008 – Release 3
- **2012 – Release 4**
- 2019 – Release 5





# List of COUNTER Reports: Journals, Databases

<b>Journal Report 1 JR1</b>	Number of Successful Full-Text Article Requests by Month and Journal	<b>Standard</b>
Journal Report 1 <b>GOA</b>	Number of Successful Gold Open Access Full-Text Article Requests by Month and Journal	Standard
Journal Report <b>1a</b>	Number of Successful Full-Text Article Requests from an Archive by Month and Journal	Optional
Journal Report 2	Access Denied to Full-Text Articles by Month, Journal and Category	Standard
Journal Report 3	Number of Successful Item Requests by Month, Journal and Page-type	Optional
Journal Report 3 Mobile	Number of Successful Item Requests by Month, Journal and Page-type for usage on a mobile device	Optional
Journal Report 4	Total Searches Run By Month and Collection	Optional
Journal Report 5	Number of Successful Full-Text Article Requests by Year-of-Publication (YOP) and Journal	Standard
<b>Database Report 1 DB1</b>	Total Searches, Result Clicks and Record Views by Month and Database	<b>Standard</b>
Database Report 2	Access Denied by Month, Database and Category	Standard
<b>Platform Report 1 PR1</b>	Total Searches, Result Clicks and Record Views by Month and Platform	<b>Standard</b>



# List of COUNTER Reports: Books and Multimedia

<b>Book Report 1 BR1</b>	Number of Successful Title Requests by Month and Title	<b>Standard</b>
<b>Book Report 2 BR2</b>	Number of Successful Section Requests by Month and Title	<b>Standard</b>
Book Report 3	Access Denied to Content Items by Month, Title and Category	Standard
Book Report 4	Access Denied to Content items by Month, Platform and Category	Standard
Book Report 5	Total Searches by Month and Title	Standard
Book Report 7	Number of Successful Unique Title Requests by Month and Title in a Session	Optional
<b>Multimedia Report 1 MR1</b>	Number of Successful Full Multimedia Content Unit Requests by Month and Collection	<b>Standard</b>
Multimedia Report 2	Number of Successful Full Multimedia Content Unit Requests by Month, Collection and Item Type	Optional



## List of COUNTER Reports: Year, Type, Misc.

Title Report 1	Number of Successful Requests for Journal Full-Text Articles and Book Sections by Month and Title	Optional
Title Report 1 Mobile	Number of Successful Requests for Journal Full-Text Articles and Book Sections by Month and Title (formatted for normal browsers/delivered to mobile devices AND formatted for mobile devices/delivered to mobile devices)	Optional
Title Report 2	Access Denied to Full-Text Items by Month, Title and Category	Optional
Title Report 3	Number of Successful Item Requests by Month, Title and Page Type	Optional
Title Report 3 Mobile	Number of Successful Item Requests by Month, Title and Page Type (formatted for normal browsers/delivered to mobile devices AND formatted for mobile devices/delivered to mobile devices)	Optional

*Plus some Consortia Reports*



# What's Counted in Which COUNTER Report?

<u>Report Code</u>	<u>Counts</u>	<u>Level</u>
• <b>DB1</b>	Searches, Result Clicks, Record Views	Database
• <b>PR1</b>	Searches, Result Clicks, Record Views	Platform
• <b>JR1, JR1a, JRGOA</b>	Full Article	Platform
• <b>BR1</b>	Full Book	Platform
• <b>BR2</b>	Section of Book, i.e. Chapter	Platform
• <b>MR1</b>	Full Media File	Platform



[https://commons.wikimedia.org/wiki/File:Abacus\\_5.jpg](https://commons.wikimedia.org/wiki/File:Abacus_5.jpg)



# EBSCOadmin: Getting COUNTER Reports

**EBSCOADMIN**

Customize Services   Authentication   Holdings Management   Local Collections   **Reports & Statistics**

## Reports & Statistics

### EBSCOhost / EDS

- Counter R4 Reports**
- Standard Usage Reports
- Standard Usage Analytics

### eBooks and Audiobooks

- CAM Reports**





# EBSCOadmin: COUNTER Reports Form

COUNTER R4 Reports - [Tutorial](#) - [Glossary of Terms](#)

Reports

[SUSHI Authentication](#)

[Download Reports](#)

[Scheduled Reports](#)

## Report Type

Database Report 1 (R4): Total Searches, Result Clicks and Record Views by Month and Database ?

## Site

All

## Reporting Period

August 2016 — July 2017

## Delivery Options

Download  E-mail

[Create Report for Download](#)

[View Sample Report](#)

## E-mail Address\*

Multiple e-mail addresses must be separated by a comma

## Subject

Database Report 1 (R4): Total Searches, Result Clicks and Record Vie

## E-mail Frequency

One-time

## Report Format

Excel

[E-mail Report](#)

[View Sample Report](#)



# EBSCO COUNTER Reports Offered

## Report Type

Book Report 1 (R4): Number of Successful Title Requests by Month and Title



Book Report 1 (R4): Number of Successful Title Requests by Month and Title

Book Report 2 (R4): Number of Successful Section Requests by Month and Title

Book Report 3 (R4): Access Denied to Content Items by Month, Title and Category

Database Report 1 (R4): Total Searches, Result Clicks and Record Views by Month and Database

Database Report 2 (R4): Access Denied by Month, Database and Category

Journal Report 1 (R4): Number of Successful Full-Text Article Requests by Month and Journal

Journal Report 5 (R4): Number of Successful Full-Text Article Requests by Year-of-Publication (YOP) and Journal

Platform Report 1 (R4): Total Searches, Result Clicks and Record Views by Month and Database

Download  E-mail

## COUNTER Reports

- BR1, BR2
- DB1
- JR1
- PR1



# EBSCO's "Standard" Non-COUNTER Reports

**EBSCOADMIN**

Customize Services   Authentication   Holdings Management   Local Collections   **Reports & Statistics**

**Reports & Statistics**

**EBSCOhost / EDS**

- Counter R4 Reports
- Standard Usage Reports**
- Standard Usage Analytics

**eBooks and Audiobooks**

- e** CAM Reports



# EBSCO's "Standard" (Non-COUNTER) Reports

Welcome: UNIV OF CENTRAL

## EBSCOADMIN

Customize Services Authentication Holdings Management Local Collections Reports & Statistics

Reports & Statistics / Standard Usage Reports

Standard Usage Reports - [Tutorial](#) - [Glossary of Terms](#)

Reports Download Reports Scheduled Reports

Report Type Database Usage Report ?

### Filters

Sites All

Database  All Databases Accessed  All Subscribed Databases [Select/View](#)

Interface All

Reporting Period July 1, 2017 - July 31, 2017



# EBSCO's Non-COUNTER Report Form

The screenshot shows the EBSCO Non-COUNTER Report Form interface. It includes several dropdown menus and selection options:

- Report Type:** A dropdown menu with options: Database Usage Report (selected), Interface Usage Report, Link Activity Report, Login Usage Report, and Title Usage Report.
- Sites:** A dropdown menu with the option: All.
- Database:** A radio button selection with the option: All Databases Accessed.
- Interface:** A dropdown menu with the option: All.
- Reporting Period:** A dropdown menu with the option: All (selected).
- Analysis Level:** A dropdown menu with options: Database (selected), Site, Interface, Group, and Profile.
- Count Aggregation:** A dropdown menu with options: Database (selected), Site, Interface, Group, and Profile.

On the right side, a box titled **Non-COUNTER** lists the following categories:

- Database
- Interface
- Link Activity
- Login/Auth Type
- Title Usage
- Profile Use



# Gale COUNTER and Non-COUNTER Reports

## Gale Customer Reports

Click on any of the reports below to view your usage.

The screenshot shows two Cognos Navigator windows. The top window is titled 'Gale Customer Reports' and contains a table with the following data:

Name	Actions
Archive	More...
COUNTER - Book Report 2	More...
COUNTER - Database Report 1	More...
COUNTER - Database Report 2	More...
COUNTER - Journal Report 1	More...
COUNTER - XML Downloads	More...
Gale - eBook Retrievals	More...
Gale - Journal Retrievals	More...
Gale - Usage by Database	More...
Gale - Usage by IP Address	More...
Gale - Usage by Location, Date, and Time	More...
Gale - Usage by Session Time	More...
Gale - Usage Summary	More...

The bottom window is titled 'Location Detail Reporting' and contains a table with the following data:

Name	Actions
Location Details - Database Report 1	More...
Location Details - eBook Retrievals	More...
Location Details - Journal Retrievals	More...
Location Details - Usage by Database	More...
Location Details - Usage Summary	More...

Two teal circles are drawn around the 'COUNTER' reports in the top window and the 'Location Details' reports in the bottom window.

## COUNTER Reports

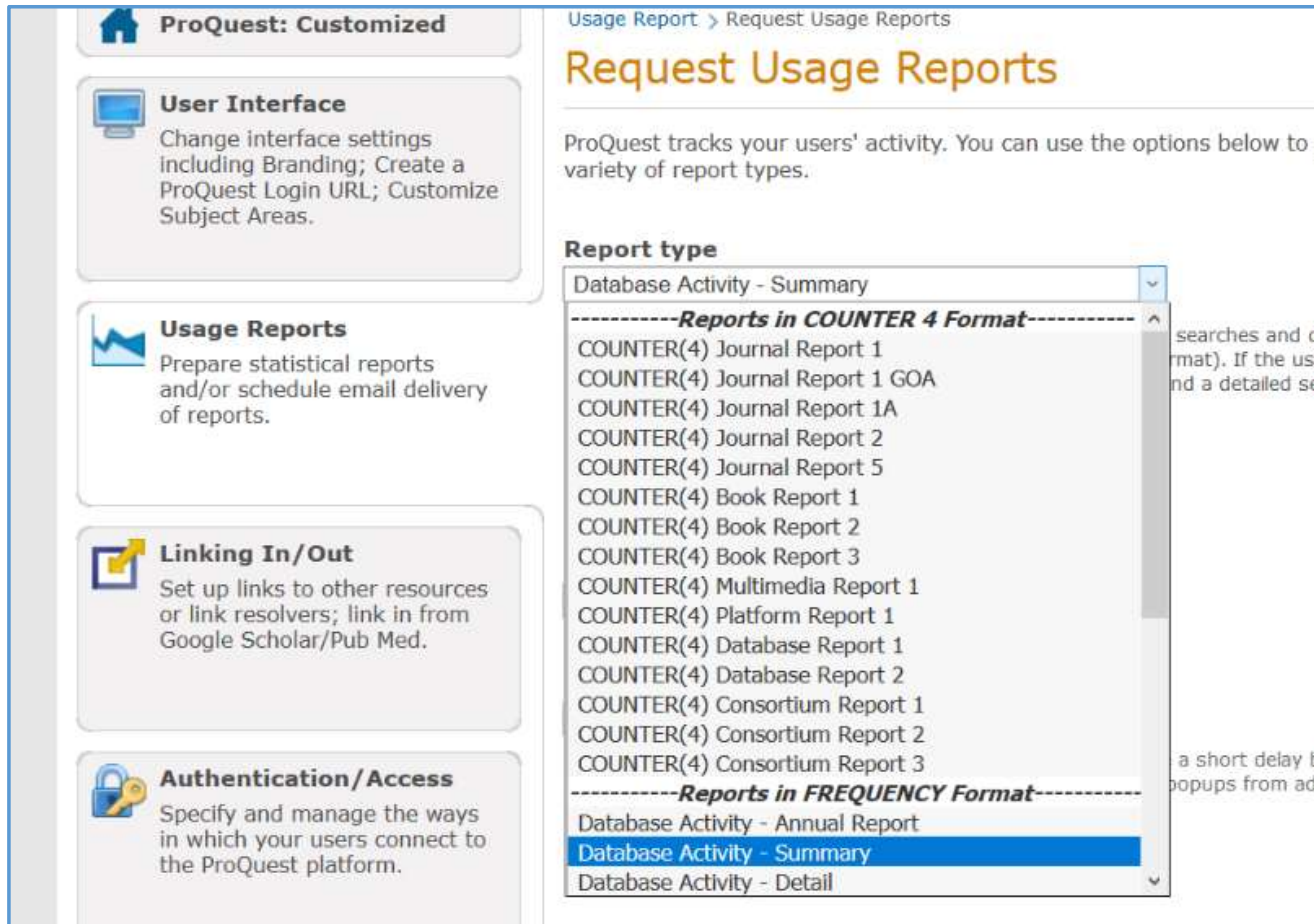
- BR2
- DB1
- JR1

## Non-COUNTER

- eBooks
- Journals
- Database
- IP
- Location (Site)
- Session Length



# ProQuest COUNTER and Non-COUNTER Reports



The screenshot shows the ProQuest 'Request Usage Reports' interface. On the left, there are four main sections: 'User Interface', 'Usage Reports', 'Linking In/Out', and 'Authentication/Access'. The main content area is titled 'Request Usage Reports' and includes a dropdown menu for 'Report type'. The dropdown is open, showing a list of report options. The 'Database Activity - Summary' report is highlighted in blue. The list is divided into two sections: 'Reports in COUNTER 4 Format' and 'Reports in FREQUENCY Format'. The 'Database Activity - Summary' report is listed under the 'FREQUENCY Format' section.

Usage Report > Request Usage Reports

## Request Usage Reports

ProQuest tracks your users' activity. You can use the options below to generate a variety of report types.

**Report type**

- Database Activity - Summary
- Reports in COUNTER 4 Format**-----
- COUNTER(4) Journal Report 1
- COUNTER(4) Journal Report 1 GOA
- COUNTER(4) Journal Report 1A
- COUNTER(4) Journal Report 2
- COUNTER(4) Journal Report 5
- COUNTER(4) Book Report 1
- COUNTER(4) Book Report 2
- COUNTER(4) Book Report 3
- COUNTER(4) Multimedia Report 1
- COUNTER(4) Platform Report 1
- COUNTER(4) Database Report 1
- COUNTER(4) Database Report 2
- COUNTER(4) Consortium Report 1
- COUNTER(4) Consortium Report 2
- COUNTER(4) Consortium Report 3
- Reports in FREQUENCY Format**-----
- Database Activity - Annual Report
- Database Activity - Summary**
- Database Activity - Detail

## COUNTER Reports

- JR1, JR1a, JRGOA
- BR1, BR2, BR3
- MR1
- PR1
- DB1, DB2, DB3

## Non-COUNTER

- Database



# Other ProQuest Platforms


## Other ProQuest Usage

Below, we provide links to usage reporting tool system.

 Chadwyck-Healey Usage Statistics

[\(US server\)](#) 

[\(UK server\)](#) 

 [Usage Reports](#) 

- Vendors might have several Platforms
- Statistic reports are based on platform, not vendor.

### Platform:

*An interface from an Aggregator, Host, Publisher or Service that delivers the content to the user and that counts and provides the COUNTER usage reports.*





# Folders and Folders Full of Files and Files

8/25/2017 3:11 PM Fil

8/10/2017 2:03 PM Micr

File Name	Date/Time	Extension
BR1 2016-2017.xls		.xls
PR 1 2016-20107.xls		.xls
JR1 2016-2017.xls		.xls
DB1 2016-2017.xlsx		.xlsx
R1 2016-2017.xlsx		.xlsx
BR2 2016-2017.xlsx		.xlsx
DB1 2016.xls		.xls
JR1 2016.xls		.xls
PR1 2016.xls		.xls
BR1 2016.xls		.xls
DB1 2013.xls		.xls
OneSearch 2012-2014.5 NonCOUNT...		
EBSCOhostNonCOUNTERwithProfiles...		
EBSCOhostNonCOUNTER 2015 2016.x...		
BR1 2014.xls		.xls
BR1 2013.xlsx		.xlsx
BR1 2014-2015 ebSCOhost.xls		.xls
BR1 2015-2016.xls		.xls
searches and sessions 2015-2016 9-2...		
DB1 2015-2016.xls		.xls
DB1 2012.xls	7/19/2013 10:06 ...	.xls
BR1 2012.xls	7/19/2013 9:56 AM	.xls
JR1 2012.xls	7/19/2013 9:56 AM	.xls
URLLink.acsm	7/9/2013 10:45 AM	.acsm
BR6 2012.xls	2/26/2013 10:11 ...	.xls
BR1 2011.xls	9/28/2012 2:09 PM	.xls
BR6 2011.xls	3/29/2012 3:11 PM	.xls
DB3 2011.xls	3/29/2012 3:10 PM	.xls
JR1 2011.xls	2/21/2012 9:37 AM	.xls
db1 2010.xls	9/15/2011 3:17 PM	.xls
db3 2010.xls	9/15/2011 3:16 PM	.xls
DB1 2010 (2).xls	8/31/2011 12:36 ...	.xls
jr1 2010 full text.xls	8/31/2011 12:12 ...	.xls
JR1 2010.xls	8/29/2011 10:47 ...	.xls
DB3 2010.xls	4/4/2011 11:42 AM	.xls
DB3 2009.xls	11/8/2010 12:12 ...	.xls
DB3 2008.xls	11/8/2010 12:02 ...	.xls
DB1 2009.xls	11/8/2010 11:59 ...	.xls
JR1 2008-2.xls	11/8/2010 11:49 ...	.xls
JR1 2008.xls	11/8/2010 11:47 ...	.xls
DB1 2008.xls	11/8/2010 11:46 ...	.xls
JR1 2009.xls	11/8/2010 11:45 ...	.xls



# PR1: Regular v Federated, Clicks, and Views

Platform	Publisher	User Activity	Reporting Period Total	Jul-2016	Aug-2016	Sep-2016
EBSCOhost	EBSCO	Regular Searches	2,513,460	203,561	98,460	301,589
EBSCOhost	EBSCO	Searches-federated and automated	52,776	38	140	74
EBSCOhost	EBSCO	Result Clicks	3,217,183	237,910	106,513	341,955
EBSCOhost	EBSCO	Record Views	1,943,217	137,742	59,718	203,262

*No Full Text*

## Regular Searches:

*Searches where the user is in control over which Databases are be searched. For a search conducted across multiple Databases each Database searched counts that Search.*

## Federated and Automated Searches:

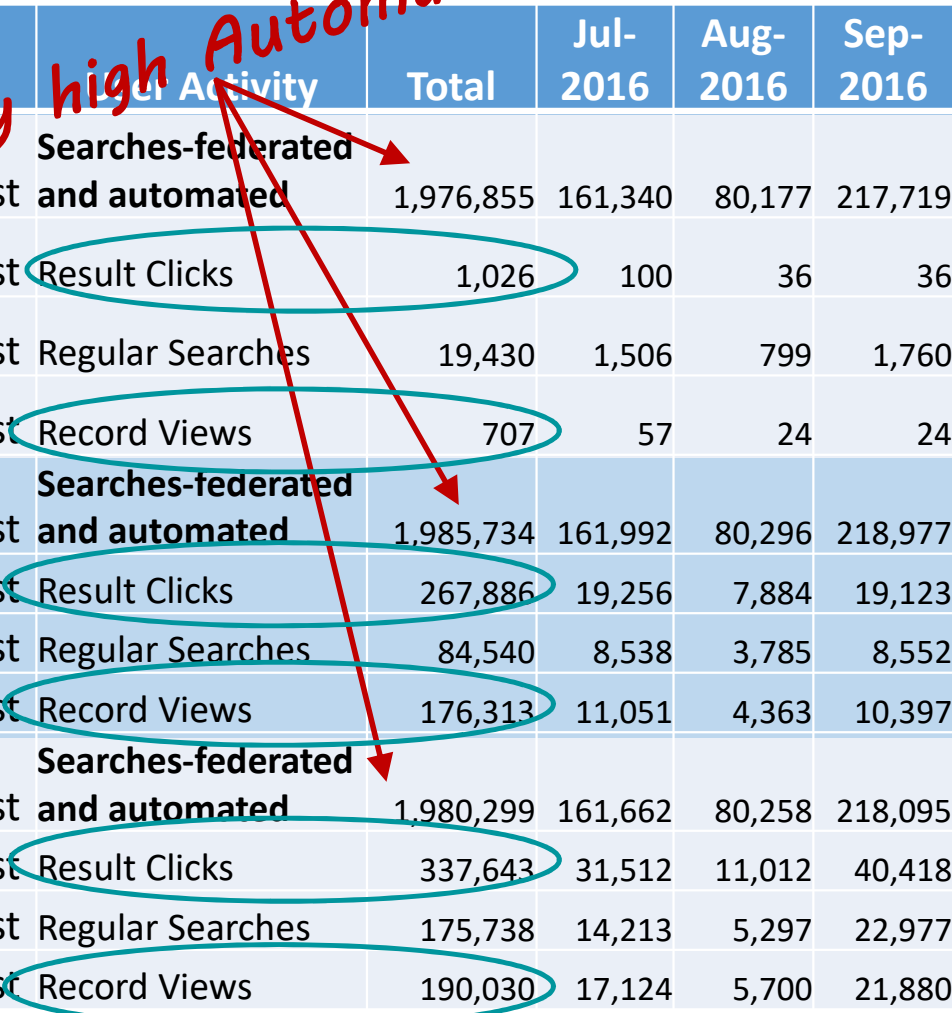
*Multiple Databases are searched simultaneously with a single query from the user interface. For Federated the end user selects database. For Automated, the end user is not responsible for selecting which databases are searched.*



# DB1: Regular v Federated, Clicks, and Views

Database	Publisher	Platform	Activity	Total	Jul-2016	Aug-2016	Sep-2016
<b>Abstracts in Social Gerontology</b>	EBSCO	EBSCOhost	<b>Searches-federated and automated</b>	1,976,855	161,340	80,177	217,719
Abstracts in Social Gerontology	EBSCO	EBSCOhost	Result Clicks	1,026	100	36	36
Abstracts in Social Gerontology	EBSCO	EBSCOhost	Regular Searches	19,430	1,506	799	1,760
Abstracts in Social Gerontology	EBSCO	EBSCOhost	Record Views	707	57	24	24
<b>Academic Search Premier</b>	EBSCO	EBSCOhost	<b>Searches-federated and automated</b>	1,985,734	161,992	80,296	218,977
Academic Search Premier	EBSCO	EBSCOhost	Result Clicks	267,886	19,256	7,884	19,123
Academic Search Premier	EBSCO	EBSCOhost	Regular Searches	84,540	8,538	3,785	8,552
Academic Search Premier	EBSCO	EBSCOhost	Record Views	176,313	11,051	4,363	10,397
<b>CINAHL Plus with Full Text</b>	EBSCO	EBSCOhost	<b>Searches-federated and automated</b>	1,980,299	161,662	80,258	218,095
CINAHL Plus with Full Text	EBSCO	EBSCOhost	Result Clicks	337,643	31,512	11,012	40,418
CINAHL Plus with Full Text	EBSCO	EBSCOhost	Regular Searches	175,738	14,213	5,297	22,977
CINAHL Plus with Full Text	EBSCO	EBSCOhost	Record Views	190,030	17,124	5,700	21,880

*Very high Automated*





# JR1: Full Text Article Use

Journal	Publisher	Platform	DOI	Proprietary ID	Print ISSN	Online ISSN	Total	HTML	PDF	Jul-2016	Aug-2016	Sep-2016
<b>Total for all Journals</b>		EBSCOhost					558,457	127,566	430,847	47,066	20,088	60,419
AACE journal	AACE	EBSCOhost		145634		1551-3696	2	0	2	0	0	0
AACN Bold Voices	AACN	EBSCOhost		568370	1948-7088	1948-7096	118	0	118	14	2	21
AACN news	AACN	EBSCOhost		103998	1075-7732		12	0	12	0	0	7
AALL Spectrum	AALL	EBSCOhost		199331	1089-8689		12	0	12	6	0	0
AANA Journal	AANA	EBSCOhost		305	0094-6354		290	0	290	18	5	28



# BR1 and BR2: Books and Sections

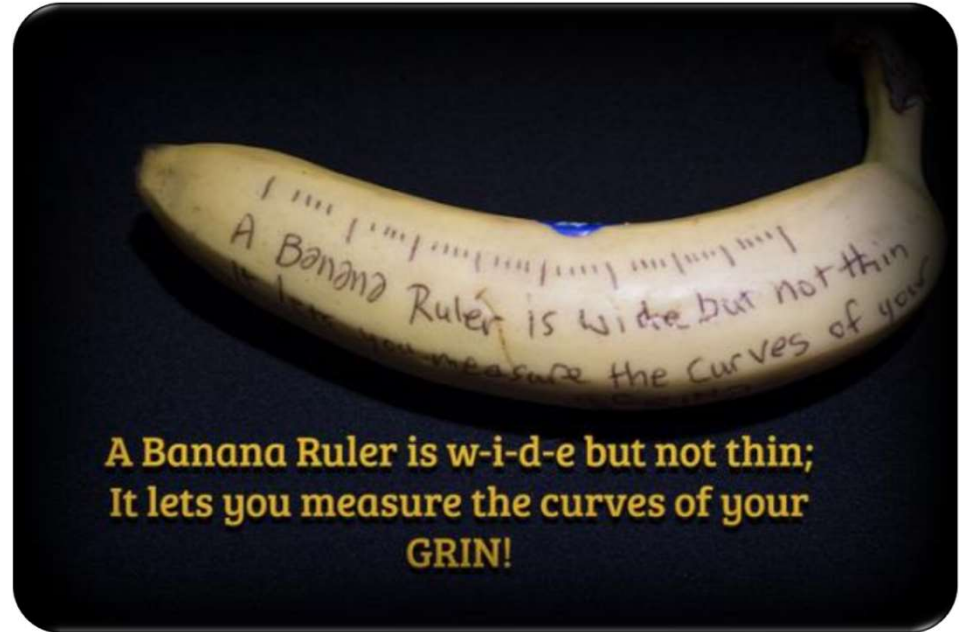
*Whole v Section*

	Publisher	Platform	DOI	Proprietary ID	ISBN	ISSN	Total	Jul-2016	Aug-2016	Sep-2016
<b>Total for all Titles</b>							<b>19338</b>	<b>1006</b>	<b>1267</b>	<b>1982</b>
Bike Boys, Drag Queens & Superstars: Avant-garde, Mass Culture, and Gay Identities in the 1960s Underground Cinema	Indiana University	EBSCOhost		960787	978-0-585-02074-7		516	0	64	182
Human Behavior in the Social Environment (New directions in social work)	Routledge	EBSCOhost		770092	978-1-282-57657-5		159	0	6	100
Clinical studies in medical biochemistry	Oxford University	EBSCOhost		804460	978-1-4294-0288-0		92	3	6	80
Julia Augusti: The Emperor's Daughter (Women of the ancient world)	Taylor & Francis	EBSCOhost		350299	978-1-280-55232-8		44	0	0	44
Evaluating Research For Evidence-Based Nursing Practice	FA Davis Company	EBSCOhost		529482	978-1-78034-767-7		203	0	0	35



# UCF Health Sciences Library: Specialized Data

- Specialized databases often do not offer COUNTER reports.
- Often have to contact vendor for usage data.
- Sometimes data is missing.





# Non-COUNTER Reports: Lexicomp Example

	2016-08	2016-09	2016-10	2016-11	2016-12	2017-01	2017-02	2017-03	2017-04	2017-05	2017-06	2017-07
University of Central Florida												
\	4	1	9	14	10		2	7	5	13	47	
Document Retrieval (Document ID)			1									
Drug ID Access										11		
Drug ID Search										4		
Generic Name Index							2					
Home / Splash Page - Newly Approved Documents	2	8	11	7	6	6	18	4	6	27	7	
Home / Splash Page - Special Alerts	2	8	11	7	6	6	18	4	6	27	7	
Index Access			4	4			3					1
Interact Access			1	3					2	15	3	
Interact Analysis									6	13		
Interact Lookup				6					2			
Login	2	8	16	12	7	12	8	6	6	5	31	
Newly Approved Documents Search		2	3									
Patient Education Access				1				1		1		
Patient Education Search				2				1				
Search	7	1	12	23	15	3	2	4	5	21	58	
Special Alerts Search		2	3									
TOTALS	17	30	71	79	44	27	53	27	38	137	154	0




# Lexicomp Tracked Usage Types

Document Retrieval (Document ID)	
Drug ID Access	
Drug ID Search	Interact Access
Generic Name Index	Interact Analysis
Home / Splash Page - Newly	Interact Lookup
Home / Splash Page - Special	Login
Index Access	Newly Approved Documents Search
	Patient Education Access
	Patient Education Search
	Search
	Special Alerts Search





# Non-COUNTER Reports – Cont.



- What do these terms mean? How do I find out?
- Other things to consider:
  - Lexicomp is integrated into another product called UpToDate.
  - Is usage on UpToDate content reflected in Lexicomp usage data?



# Health Sciences Library Collection Decisions

- The Electronic Resources Librarians, the Director, and the Library Coordinator meet weekly to discuss the budget.
- Review resource usage for renew and during budget planning.
- We look at:
  - cost per use back 3-5 years,
  - cost per year,
  - and usage...together and independently to spot patterns.





# UCF Health Sciences Library Collection Decisions



- Other factors to consider:
  - Who requested this resource?
  - Is the resource heavily used by the curriculum or to plan the curriculum?
  - Is the product connected to another resource?
  - Is this a cost-shared resource?

*Be candid with faculty about cost and usage.*



# Tallahassee Community College eResources

---

- We review all of our databases annually.
- We subscribe to the majority of our databases through the FALSC Group Licensing Process.
- Most licenses are on the calendar year.



# TCC Librarian Participation

- Librarians participate fully in the review and recommendation process
- TCC Librarians are assigned divisions and liaison with their division year round.
- The liaison roll includes working closely with faculty on Instruction (F2F, Online; synchronous and asynchronous), Collection Development, and any special initiatives of that division.





# Timeline: E-Resources Review and Renewal

## April:

- Librarians are asked to “check in” with their discipline liaison areas
  - Do we have new programs?
  - Are old programs going away?
  - Do we want to trial a database before faculty leave for the summer?

## August:

- Librarians are asked to review the following:
  - List of databases purchased with TCC funds
  - Last year’s database costs
  - Database statistics from LINCCWeb Reports Service (LRS), especially for the databases specific to their liaison area.





TALLAHASSEE  
COMMUNITY COLLEGE  
LIBRARY



Database Search

Multi Dbase Search

A-Z Journals

Citation Linker

LINCCWeb Tools

My Account |

End Ses

GO to Catalog

Search Florida Libraries

AskALibrarian.

Alphabetical

Subject

Find Database

Trials

[Funding Sources](#) | [Persistent Links](#)

### Funding Source Types

**Statewide Allocation** - Funded by the Florida legislature through a statewide allocation for electronic resources.

**State Library of Florida** - Funded by the State Library of Florida as part of the Florida Electronic Library.

**College and Statewide** - The collection contains items funded by your college and by a statewide allocation from the Florida legislature.

**College** - Funded by your college.

**College (FLVC Group License)** - Funded by your college, through an FLVC license.

**Benefactor** - Funded by a local benefactor.

**Other** - Includes anything else such as free resources or library catalogs.

### Perpetual License

#### College

Alexander Street Video  
Anatomy TV (Primal Pictures)  
Books@Ovid  
College of 2020 - Students (Chronicle of Higher Education)  
Digital Collection (ABC-CLIO)  
Distance Education Report (Magna Publications)  
Ebook Central (ProQuest)  
Kanopy  
MylLibrary (Courtts)  
Online Classroom (Magna Publications)  
Sage eBooks (Sage Publications)  
Salem eBooks  
ScienceDirect (Elsevier)  
Springer eBook Collection (Springer)  
Swank Digital Campus (Swank Motion Pictures)  
Swank Disney  
Tallahassee Democrat (ProQuest)  
Teaching Professor (Magna Publications)

#### College (FLVC Group License)

African American Experience (ABC-CLIO)  
American Government (ABC-CLIO)  
American History (ABC-CLIO)  
America's Historical Newspapers (NewsBank)  
Chronicle of Higher Education  
Credo Reference  
Daily Life Through History (ABC CLIO)  
Dentistry and Oral Science Source (EBSCO)  
Ferguson's Career Guidance Center (Infobase Publishing)  
GREENR (Gale)  
Nursing Education in Video (Alexander Street Press)  
Ovid Nursing Database  
Oxford Music Online (Oxford University Press)  
Pop Culture Universe (ABC-CLIO)  
Science (AAAS.org)  
SIRS Government Reporter (SIRS)  
SIRS Issues Researcher (SIRS)  
World History: The Modern Era (ABC-CLIO)  
World History: Ancient and Medieval Eras (ABC-CLIO)



LINCCWeb Reports			
L001	LINCCWeb/Catalog Searches ----- REPLACED by L016	2008-06-30 ▾	<a href="#">Display</a>
L002	External Database Connections	2017-06-30 ▾	<a href="#">Display</a>
L006	FirstSearch Statistics ----- RETIRED	2006-06-30 ▾	<a href="#">Display</a>
L009	SFX/Metalib Statistics	2017-06-30 ▾	<a href="#">Display</a>
L010	Vendor Statistics - College Searches <i>(Quarterly)</i>	2017-06-30 ▾	<a href="#">Display</a>
L011	Vendor Statistics - Statewide Searches <i>(Quarterly)</i>	2017-06-30 ▾	<a href="#">Display</a>
L012	E-Books Usage - College Title Requests <i>(Quarterly)</i>	2017-06-30 ▾	<a href="#">Display</a>
L013	E-Books Usage - Statewide Title Requests <i>(Quarterly)</i>	2017-06-30 ▾	<a href="#">Display</a>
L014	Metalib Usage Comparisons	2017-06-30 ▾	<a href="#">Display</a>
L015	SFX Usage Comparison	2017-06-30 ▾	<a href="#">Display</a>
L016	LINCCWeb PAC Searches	2017-06-30 ▾	<a href="#">Display</a>
L017	LINCCWeb Click Through Statistics	2017-06-30 ▾	<a href="#">Display</a>
L018	LINCCWeb Refine (Facet) Statistics	2017-06-30 ▾	<a href="#">Display</a>
L019	LINCCWeb Primo Search Statistics	2017-06-30 ▾	<a href="#">Display</a>
L023	LINCCWeb Full Display Statistics ----- Discontinued 8/1/11	2011-06-30 ▾	<a href="#">Display</a>
L024	LINCCWeb Get it Statistics ----- Discontinued 8/1/11	2011-06-30 ▾	<a href="#">Display</a>
L027	SMS Texting Summary	2017-06-30 ▾	<a href="#">Display</a>
L029	Vendor Statistics - College Full-Text Accessions <i>(Quarterly)</i>	2017-06-30 ▾	<a href="#">Display</a>
L030	Vendor Statistics - Statewide Full-Text Accessions <i>(Quarterly)</i>	2017-06-30 ▾	<a href="#">Display</a>
L031	Vendor Statistics - College Sessions <i>(Quarterly)</i>	2017-06-30 ▾	<a href="#">Display</a>
L032	Vendor Statistics - Statewide Sessions <i>(Quarterly)</i>	2017-06-30 ▾	<a href="#">Display</a>
L033	Vendor Statistics - College Multimedia Accessions <i>(Quarterly)</i>	2017-06-30 ▾	<a href="#">Display</a>
L034	Vendor Statistics - Statewide Multimedia Accessions <i>(Quarterly)</i>	2017-06-30 ▾	<a href="#">Display</a>





# Timeline Continued



## August (cont.)

- Discuss budget, usage findings, and any additional known issues or ideas.
- I provide additional reports or data if necessary

## September

- Group License process is launched
- Librarians discuss the survey and select which databases we want pricing, based on our previous discussions

## October

- Finalize our renewals, additions, and/or cancellations.



# Using Usage Data to Make Decision

- Alexander Street Press
  - Previously subscribed to three databases. After review of title level usage determined that we would spend less utilizing the PDA.
    - Cancelled two databases,
    - Kept one (Nursing),
    - Signed on to PDA
- Oxford
  - Cost per use (\$9.38 per search)
  - Additional factors: only one known assignment





ALEXANDER STREET PRESS

Usage Reports

[Administrator Page](#) |

Welcome, Tallahassee Community College - 2758

[Understanding Your Usage](#)

Report Type: ASP Reports

Report: Title Playbacks by Collection

Date Range: 07/2016 06/2017

Please use month/year date formats as in (08/2017).

Title Playbacks by Collection

Show 50 entries

Title	Collection	Format	Original Publisher	Publication/Release Date	User Activity	Reporting Period Total
Total for all titles						1263
Assisted Delivery and Cesarean Section	Nursing Education in Video, 2014	Video	Medcom	2014	Playbacks	91
Electronic Fetal Monitoring	Nursing Education in Video, 2014	Video	Medcom	2014	Playbacks	86
Labor and Delivery	Nursing Education in Video, 2014	Video	Medcom	2014	Playbacks	66
Caring for the Antepartum Patient	Nursing Education in Video, 2014	Video	Medcom	2014	Playbacks	65
Evidence-Based Practice: What It Is and What It Is Not	Alexander Street Patron Driven Acquisition; Nursing Education in Video	Video	Medcom	2010	Playbacks	50

Title Playbacks by Collection

Show 50 entries

Title	Collection	Format	Original Publisher	Publication/Release Date	User Activity	Reporting Period Total
Total for all titles						1263



# Complications and Issues

---

- Complicated and Confusing
  - Tempting to over-sum
- Cost per use issues
  - Databases and journals
- Comparison issues
  - Standard change, technology changes, settings changes
  - Program needs, FTE of grad v undergrad vary
- What do the stats *mean*?
  - Need more Outreach/instruction, changing programs and assignments, technology not working, need web redesign



# Stats Issues: Complicated and Confusing

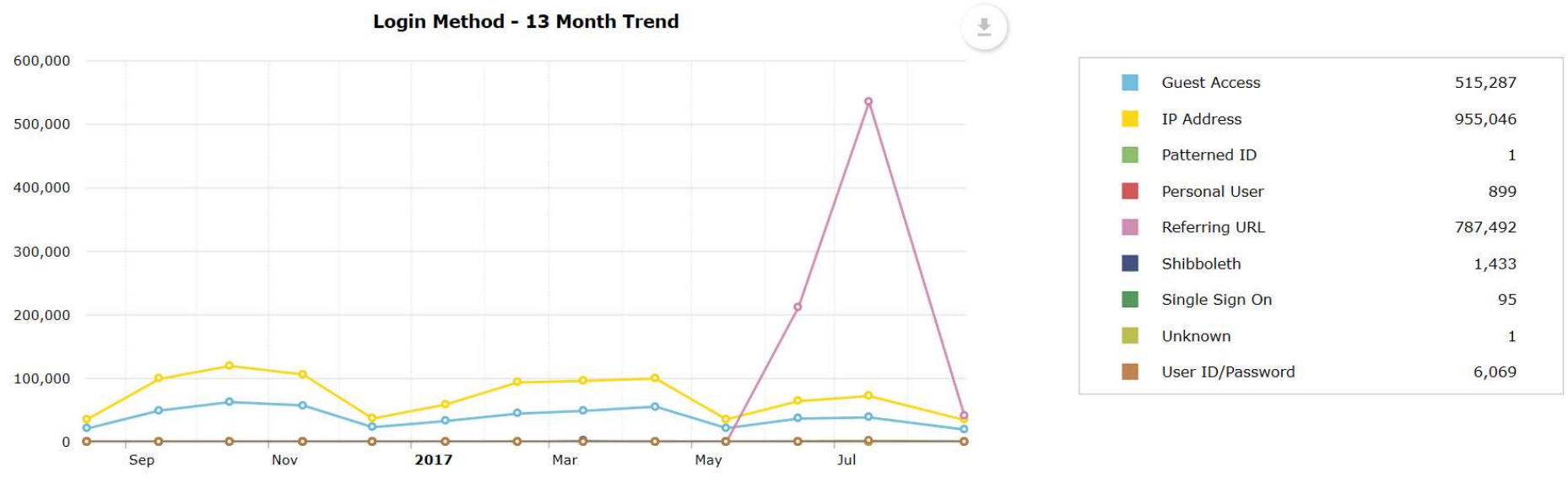


- Tempting to over-sum
  - BR1 and BR2 v JR1
  - DB1 for platforms that allow search across multiple databases
- Easy to under-sum
  - Journals' FT on multiple platforms
  - Small vendors easy to forget
- Comparison issues
  - COUNTER standards change,
  - Technology and config changes
  - College programs, FTEs vary
  - Non-COUNTER reports not \*standard\*



# Technology and Configuration Changes

- Sudden Changes... *what happened here?!?*





# Why Cost per Use and Why is Hard to Calculate

- PR1 and DB1: no full text report
- JR1, BR1 and BR2, MR1: Platform-wide only, not per database
- Use data hard to align with invoice/cost data
- ISSN, DOI, Proprietary IDs often not identical on invoice and COUNTER report
- Resource title may have many variations on a single report





# ABI Inform

Database	User Activity	Total
<b>ABI/INFORM Collection-&gt;ABI/INFORM Dateline</b>	Record Views	416
ABI/INFORM Collection->ABI/INFORM Dateline	Regular Searches	<b>31,564</b>
ABI/INFORM Collection->ABI/INFORM Dateline	Result Clicks	1,947
ABI/INFORM Collection->ABI/INFORM Dateline	Searches-federated and automated	76
<b>ABI/INFORM Collection-&gt;ABI/INFORM Global</b>	Record Views	5,573
ABI/INFORM Collection->ABI/INFORM Global	Regular Searches	<b>32,266</b>
ABI/INFORM Collection->ABI/INFORM Global	Result Clicks	15,205
ABI/INFORM Collection->ABI/INFORM Global	Searches-federated and automated	76
<b>ABI/INFORM Collection-&gt;ABI/INFORM Trade &amp; Industry</b>	Record Views	549
ABI/INFORM Collection->ABI/INFORM Trade & Industry	Regular Searches	<b>31,671</b>
ABI/INFORM Collection->ABI/INFORM Trade & Industry	Result Clicks	2,964
ABI/INFORM Collection->ABI/INFORM Trade & Industry	Searches-federated and automated	76





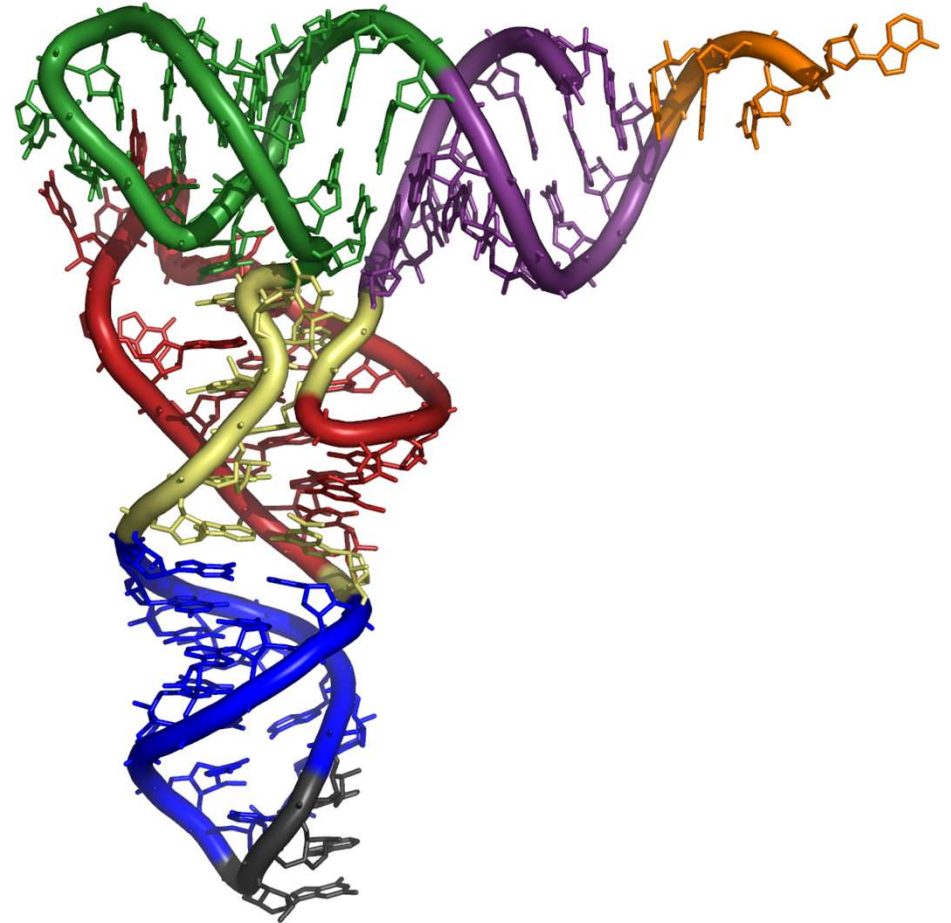
# Nifty Non-Standard Data

Database	Database Sessions	Searches	Full - Text	Smart-Link	Custom-Link	Abstract Views
<b>PsycINFO</b>	79,633	193,449	420	51,963	53,073	188,985
<b>CINAHL Plus w FT</b>	53,690	174,148	38,890	3,471	39,497	108,959
<b>MEDLINE</b>	287,635	89,114	6	6,098	19,862	309,175
<b>ERIC</b>	32,869	119,533	120	20,577	11,948	62,873
<b>Academic Search Premier</b>	79,639	83,382	53,623	2,849	11,488	129,542



# Complicated, Important, and Elusive Conclusions

- What do the stats *mean*?
  - Need more Outreach/instruction?
  - Need better web design?
  
- *Is our level of use a good ROI?*
- *Should we renew this resource?*
- *Do we need it no matter what the usage?*



[https://en.wikipedia.org/wiki/Portal:Biotechnology/Title#/media/File:3d\\_tRNA.png](https://en.wikipedia.org/wiki/Portal:Biotechnology/Title#/media/File:3d_tRNA.png)



# What about you?

---

- How do you use statistics?
- What decisions do you support with stats?
- What issues do you face?
- How much time does it take to gather process the stats into useful form?
- What solutions have you used?
- What would improve your work with stats?



*Thank You!*



**Scott Schmucker**

[SSchmucker@flvc.org](mailto:SSchmucker@flvc.org)

Florida Academic Library  
Services Cooperative  
/Florida Virtual Campus



**Athena Hoepfner**

[athena@ucf.edu](mailto:athena@ucf.edu)

University of Central  
Florida



**Shelly Schmucker**

[SCHMUCSH@tcc.fl.edu](mailto:SCHMUCSH@tcc.fl.edu)

Tallahassee Community  
College



**Pamela Herring**

[Pamela.Herring@ucf.edu](mailto:Pamela.Herring@ucf.edu)

University of Central  
Florida College of Medicine

**FALSC** Florida Academic Library Services Cooperative  
Services and Information for Florida's College and University Libraries