

6-16-2009

Fan Blade

Danny Parker

Bart Hibbs
AeroVironment, Inc.

Find similar works at: <https://stars.library.ucf.edu/patents>
University of Central Florida Libraries <http://library.ucf.edu>

This Patent is brought to you for free and open access by the Technology Transfer at STARS. It has been accepted for inclusion in UCF Patents by an authorized administrator of STARS. For more information, please contact STARS@ucf.edu.

Recommended Citation

Parker, Danny and Hibbs, Bart, "Fan Blade" (2009). *UCF Patents*. 712.
<https://stars.library.ucf.edu/patents/712>

(12) **United States Design Patent**
Parker et al.

(10) **Patent No.:** **US D594,552 S**
(45) **Date of Patent:** **** Jun. 16, 2009**

- (54) **FAN BLADE**
- (75) Inventors: **Danny S. Parker**, Cocoa Beach, FL (US); **Bart Hibbs**, Altadena, CA (US)
- (73) Assignee: **University of Central Florida Research Foundation, Inc.**, Orlando, FL (US)
- (**) Term: **14 Years**
- (21) Appl. No.: **29/259,708**
- (22) Filed: **May 12, 2006**

5,253,979 A	10/1993	Fradenburgh et al.	416/223
D368,772 S *	4/1996	Liao	D23/411
5,588,909 A	12/1996	Feng	454/141
6,039,541 A	3/2000	Parker et al.	416/223
6,306,030 B1	10/2001	Wilson	454/16
6,659,721 B1	12/2003	Parker et al.	416/5
6,695,692 B1	2/2004	York	454/199
6,733,241 B2	5/2004	Bird	416/238
6,884,034 B1	4/2005	Parker et al.	416/1
D509,584 S *	9/2005	Li et al.	D23/413
D510,998 S	10/2005	Parker et al.	D23/411
7,014,423 B2	3/2006	Partker et al.	415/220
D539,413 S *	3/2007	Parker et al.	D23/411
D565,165 S *	3/2008	Calkins	D23/370

- (51) **LOC (9) Cl.** **23-04**
- (52) **U.S. Cl.** **D23/413**
- (58) **Field of Classification Search** D23/413, D23/411, 370, 379; 416/223 R, 238; D12/214
See application file for complete search history.

(56) **References Cited**

U.S. PATENT DOCUMENTS

1,233,696 A *	7/1917	Pakeman	43/139
1,903,823 A	4/1933	Loughheed	
1,942,688 A	1/1934	Davis	244/12
2,283,956 A	5/1942	Smith	170/159
2,345,047 A	3/1944	Houghton	170/162
2,350,939 A	6/1944	Sprouse	230/134
2,450,440 A	10/1948	Mills	
2,915,238 A *	12/1959	Szydlowski	416/242
3,173,490 A	3/1965	Stuart, III	170/159
3,854,845 A	12/1974	Van De Water	416/228
D242,616 S	12/1976	Meyerhoff et al.	D12/214
4,150,919 A	4/1979	Matucheski	416/93 R
4,197,057 A	4/1980	Hayashi	416/242
D261,803 S	11/1981	Bohanon, Jr.	D23/163
4,325,675 A	4/1982	Gallot	416/223
4,411,598 A	10/1983	Okada	416/223
4,416,434 A	11/1983	Thibert et al.	244/35
4,501,194 A	2/1985	Brown	98/42.07
4,730,985 A	3/1988	Rothman et al.	416/228
4,844,698 A	7/1989	Gornstein et al.	416/223
5,078,047 A	1/1992	Wimberly	454/368
5,114,313 A	5/1992	Vorus	416/93
5,131,888 A	7/1992	Adkins, II	454/343

OTHER PUBLICATIONS

HV AC, Exhaust Fans, Attic Ventilators, [online] Grainger.com, Grainger, for the ones who get it done, 3 pages, [retrieved on Apr. 21, 2006] Retrieved from: <http://www.grainger.com/Grainger/wwg/productIndex.shtml?operator=searchProductBySu...>

* cited by examiner

Primary Examiner—Lisa P Lichtenstein
(74) *Attorney, Agent, or Firm*—Brian S. Steinberger; Law Offices of Brian S. Steinberger, P.A.

(57) **CLAIM**

The ornamental design for a fan blade, as shown and described.

DESCRIPTION

FIG. 1 is a perspective bottom view of a novel fan blade.
FIG. 2 is a perspective top view of the blade of FIG. 1.
FIG. 3 is a bottom view of the novel blade of FIG. 1.
FIG. 4 is a top view of the novel blade of FIG. 1.
FIG. 5 is a right side view of the novel blade of FIG. 1.
FIG. 6 is a left side view of the novel blade of FIG. 1.
FIG. 7 is a root end view of the novel blade of FIG. 1; and,
FIG. 8 is a tip end view of the novel blade of FIG. 1.

1 Claim, 4 Drawing Sheets

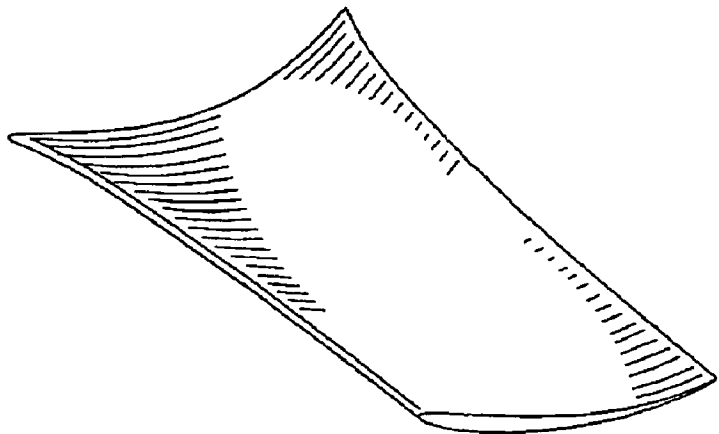


FIG. 1

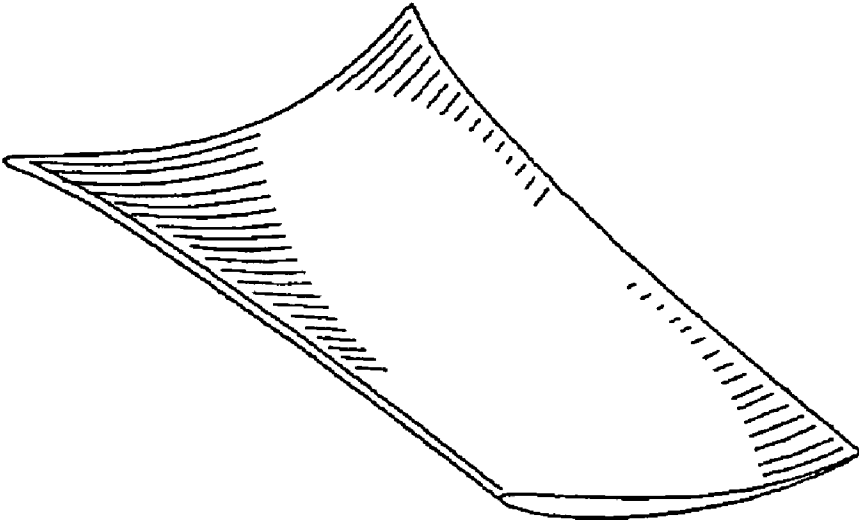


FIG. 2

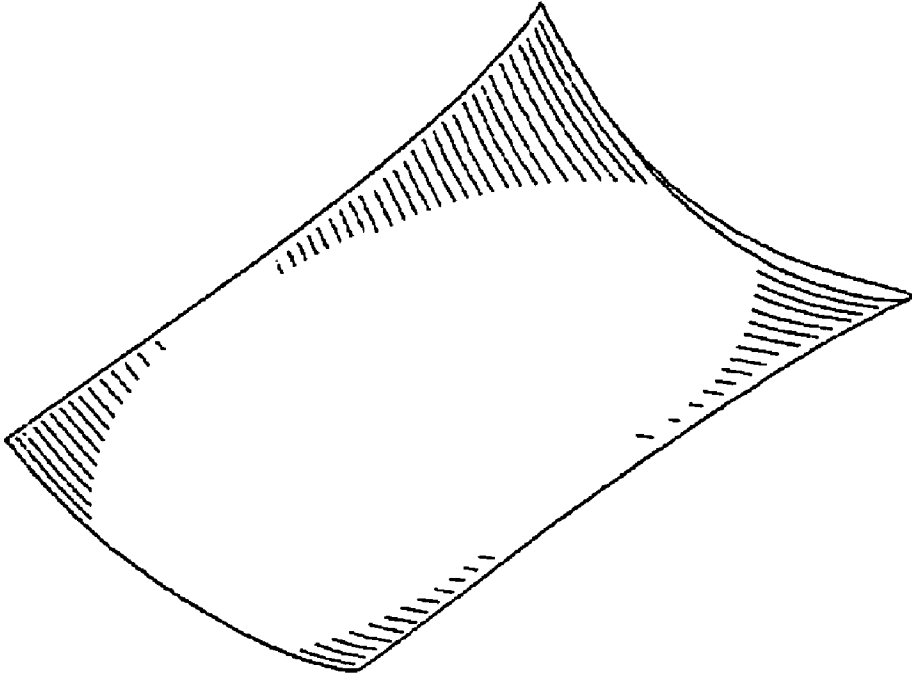


FIG. 3

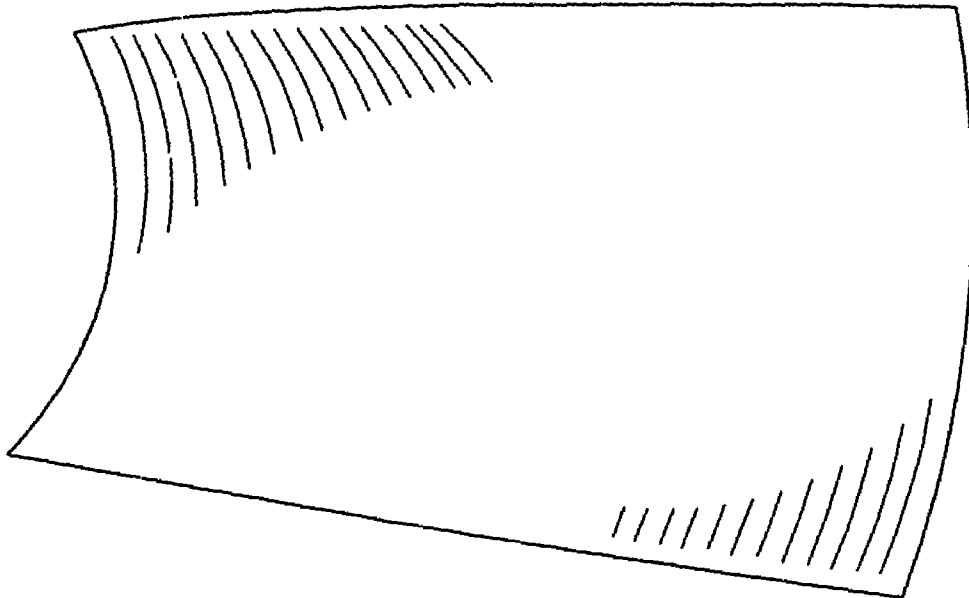


FIG. 4

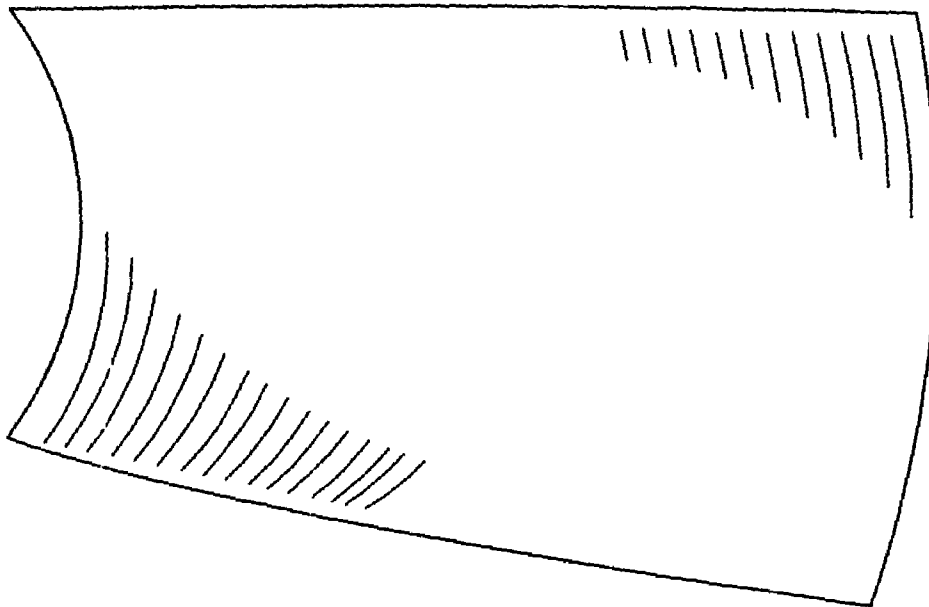


FIG. 5

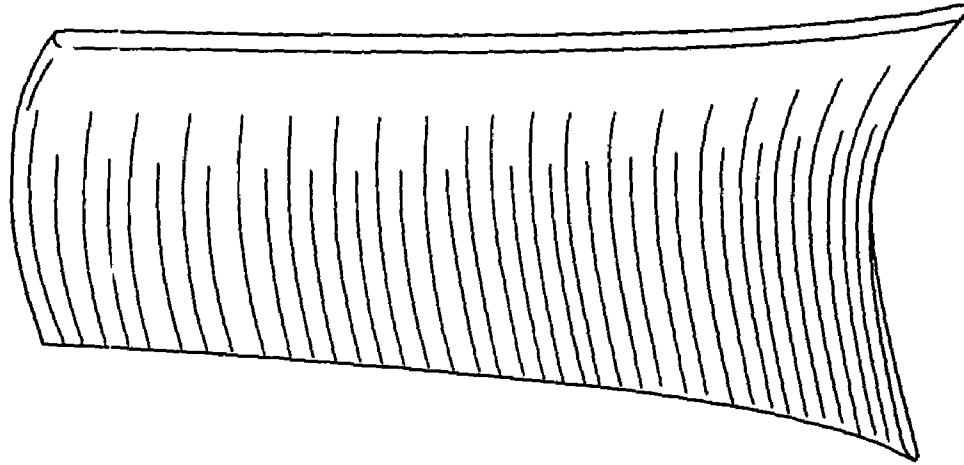


FIG. 6

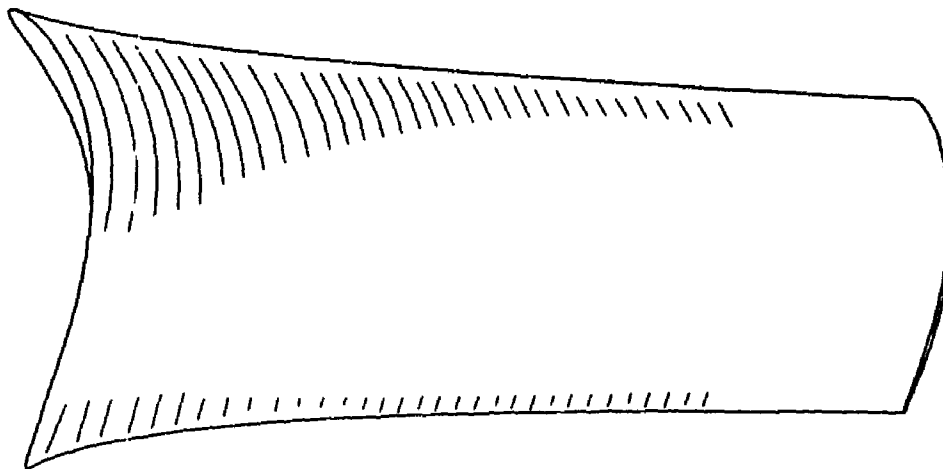


FIG. 7

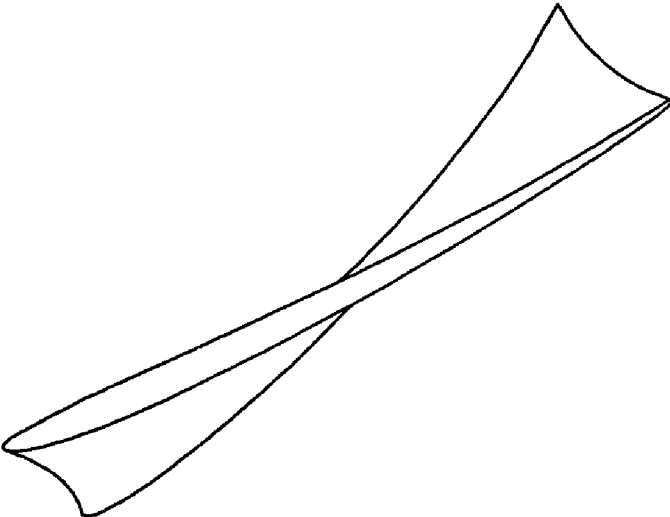


FIG. 8

