

# STARS

University of Central Florida  
**STARS**

---

UCF Patents

Technology Transfer

---

8-26-2008

## Ceiling Fan Blade

Danny Parker  
*University of Central Florida*

T. Zambrano  
*AeroVironment, Inc.*

Find similar works at: <https://stars.library.ucf.edu/patents>  
University of Central Florida Libraries <http://library.ucf.edu>

This Patent is brought to you for free and open access by the Technology Transfer at STARS. It has been accepted for inclusion in UCF Patents by an authorized administrator of STARS. For more information, please contact [STARS@ucf.edu](mailto:STARS@ucf.edu).

---

### Recommended Citation

Parker, Danny and Zambrano, T., "Ceiling Fan Blade" (2008). *UCF Patents*. 71.  
<https://stars.library.ucf.edu/patents/71>





(12) **United States Design Patent**  
**Parker et al.**

(10) **Patent No.:** **US D575,864 S**  
(45) **Date of Patent:** **\*\* Aug. 26, 2008**

(54) **CEILING FAN BLADE**  
(75) Inventors: **Danny S. Parker**, Cocoa Beach, FL  
(US); **Thomas Zambrano**, Long Beach,  
CA (US)

(73) Assignee: **University of Central Florida Research  
Foundation, Inc.**, Orlando, FL (US)

(\*\*) Term: **14 Years**

(21) Appl. No.: **29/244,044**

(22) Filed: **Dec. 2, 2005**

(51) **LOC (8) Cl.** ..... **23-04**  
(52) **U.S. Cl.** ..... **D23/413**  
(58) **Field of Classification Search** ..... D23/377,  
D23/379, 385, 411, 413; 416/5  
See application file for complete search history.

(56) **References Cited**

**U.S. PATENT DOCUMENTS**

D364,224 S	11/1995	Wang	.....	D23/377
D371,838 S	7/1996	Davis, Jr. et al.	.....	D23/411
D378,404 S	3/1997	Jaspers-Fayer	.....	D23/377
D402,026 S	12/1998	Chuang et al.	.....	D23/377
D408,518 S	4/1999	Liu	.....	D23/377
D412,571 S	8/1999	Lee	.....	D23/377
D414,856 S	10/1999	Zuege	.....	D23/377
D421,799 S	3/2000	Zuege	.....	D23/411
D422,072 S	3/2000	Blateri	.....	D23/377
6,039,541 A	3/2000	Parker et al.	.....	416/223
D443,352 S	6/2001	Lantz	.....	D23/413
D451,997 S	12/2001	Schwartz	.....	D23/413
D454,636 S	3/2002	Lantz	.....	D23/413
D469,950 S	2/2003	Scalise et al.	.....	D3/3
D480,471 S	10/2003	Hsieh	.....	D23/411
D480,473 S	10/2003	Thomas, Jr.	.....	D23/413
D484,233 S	12/2003	Bucher et al.	.....	D23/377
6,659,721 B1	12/2003	Parker et al.	.....	416/5
D485,345 S	1/2004	Bucher	.....	D23/377
D485,346 S	1/2004	Bucher et al.	.....	D23/377
D485,347 S	1/2004	Bucher et al.	.....	D23/377
6,719,532 B2	4/2004	Bird	.....	416/210

6,719,533 B2	4/2004	Bird	.....	416/210
6,733,241 B2	5/2004	Bird	.....	416/238
D491,657 S *	6/2004	Cartwright	.....	D23/413
6,884,034 B1	4/2005	Parker et al.	.....	416/1
6,890,155 B2	5/2005	Cartwright	.....	416/229
D510,992 S	10/2005	Bucher	.....	D23/377
D516,712 S *	3/2006	Pickett	.....	D23/413
D517,685 S *	3/2006	Frampton	.....	D23/413
D565,173 S *	3/2008	Bucher et al.	.....	D23/413

\* cited by examiner

*Primary Examiner*—Lisa P Lichtenstein

(74) *Attorney, Agent, or Firm*—Brian S. Steinberger; Law  
Offices of Brian S. Steinberger, P.A.

(57) **CLAIM**

The ornamental design for a ceiling fan blade, as shown and  
described.

**DESCRIPTION**

FIG. 1 is a perspective bottom rear left view of a ceiling fan  
blade.

FIG. 2 is a perspective bottom front left view of the novel  
blade of FIG. 1.

FIG. 3 is a perspective bottom rear right view of the novel  
blade of FIG. 1.

FIG. 4 is a perspective bottom front right view of the novel  
blade of FIG. 1.

FIG. 5 is a perspective top view of the novel blade of FIG. 1.

FIG. 6 is a bottom view of the novel blade of FIG. 1.

FIG. 7 is a top view of the novel blade of FIG. 1.

FIG. 8 is a right side view of the novel blade of FIG. 1.

FIG. 9 is a left side view of the novel blade of FIG. 1.

FIG. 10 is a rear end view of the novel blade of FIG. 1; and,

FIG. 11 is a front end view of the novel blade of FIG. 1.

The broken line showing of the mounting holes is included for  
the purpose of illustrating environmental structure and forms  
no part of the claimed design.

**1 Claim, 9 Drawing Sheets**

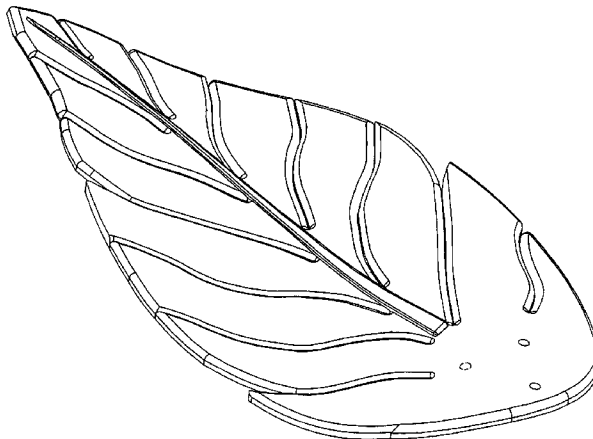


FIG. 1

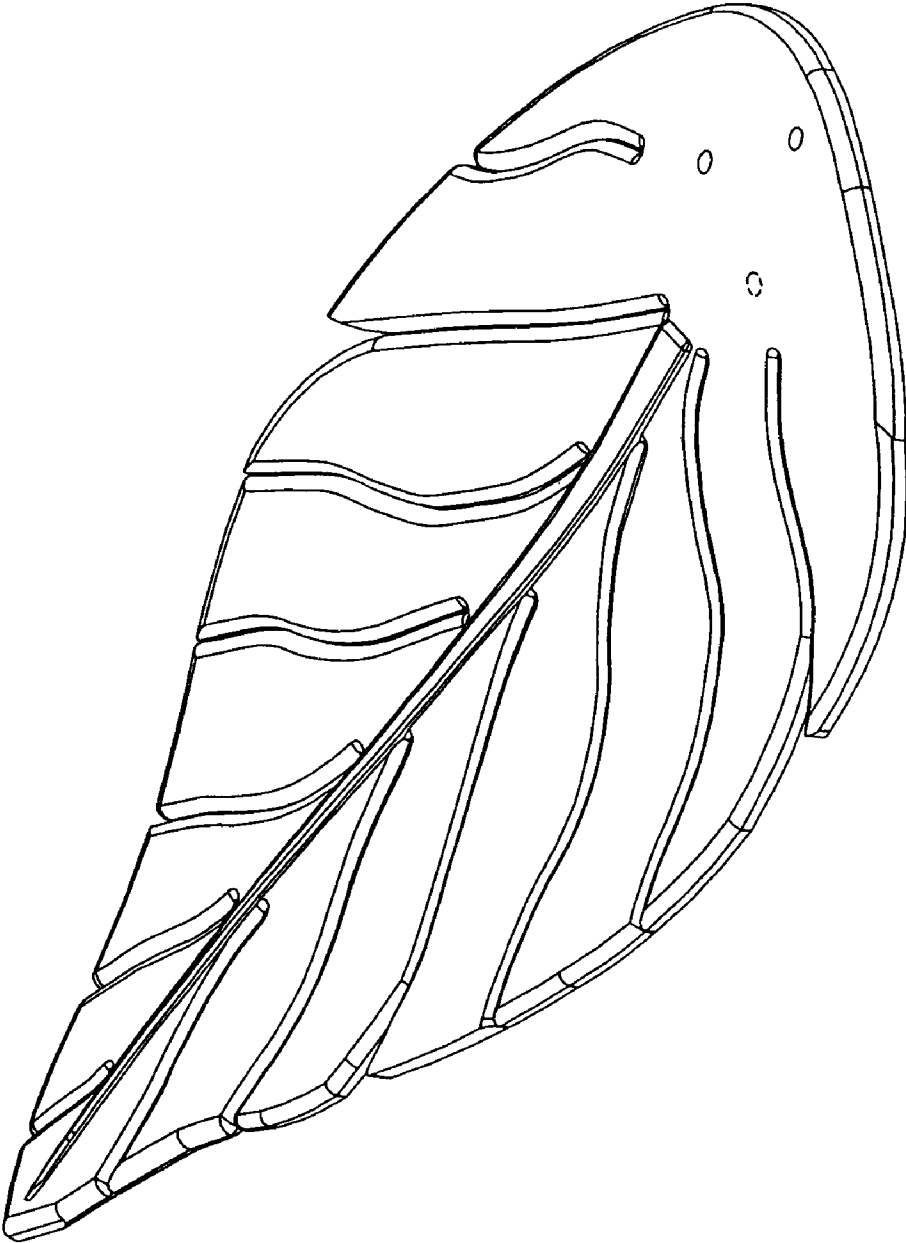


FIG. 2

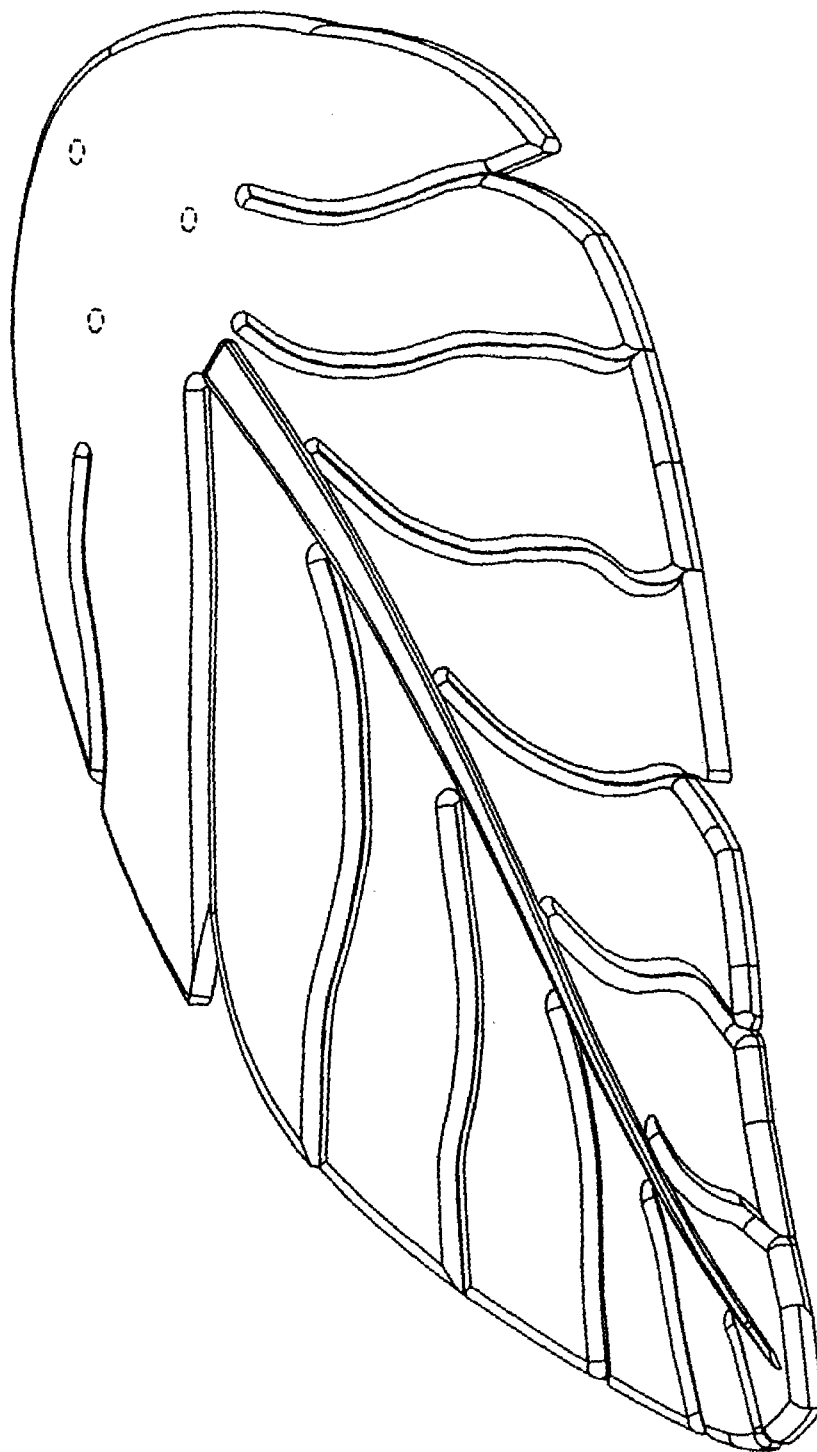


FIG. 3

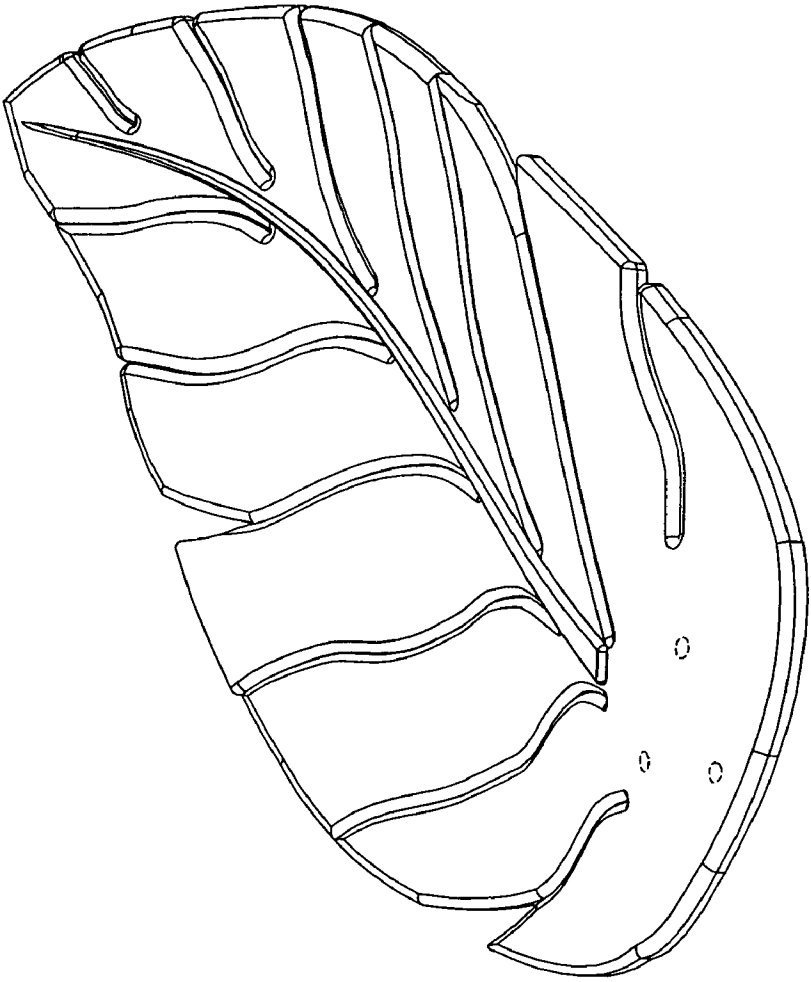


FIG. 4

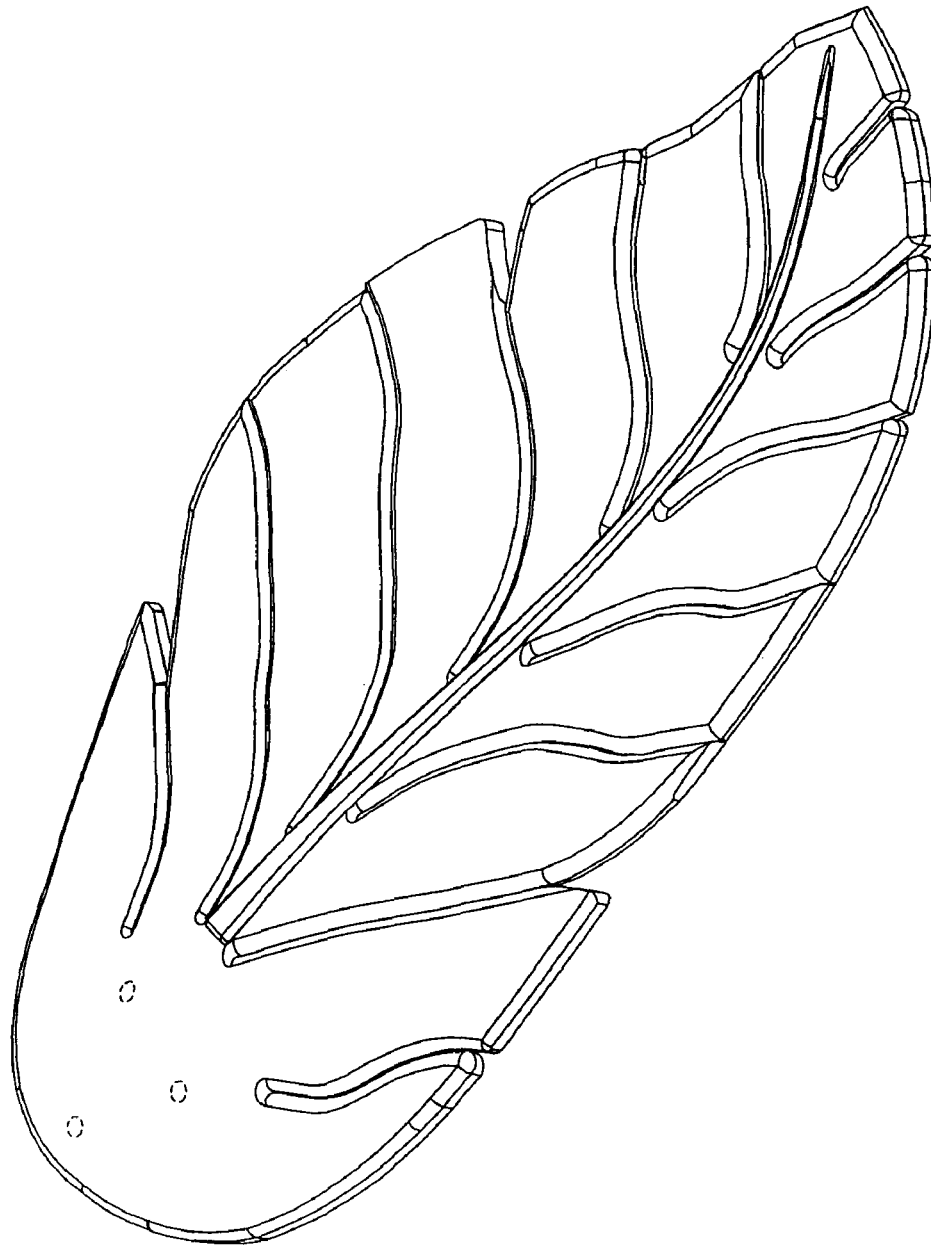


FIG. 5

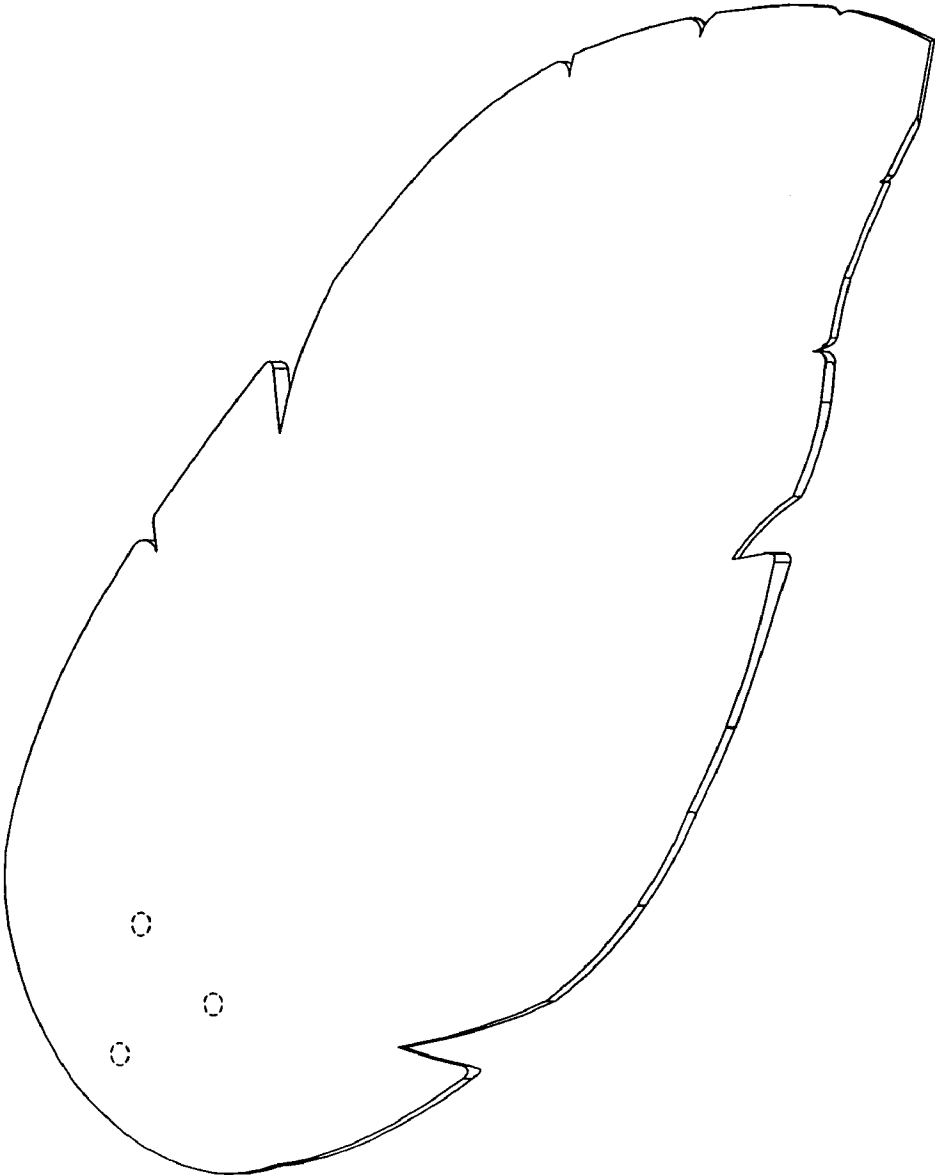


FIG. 6

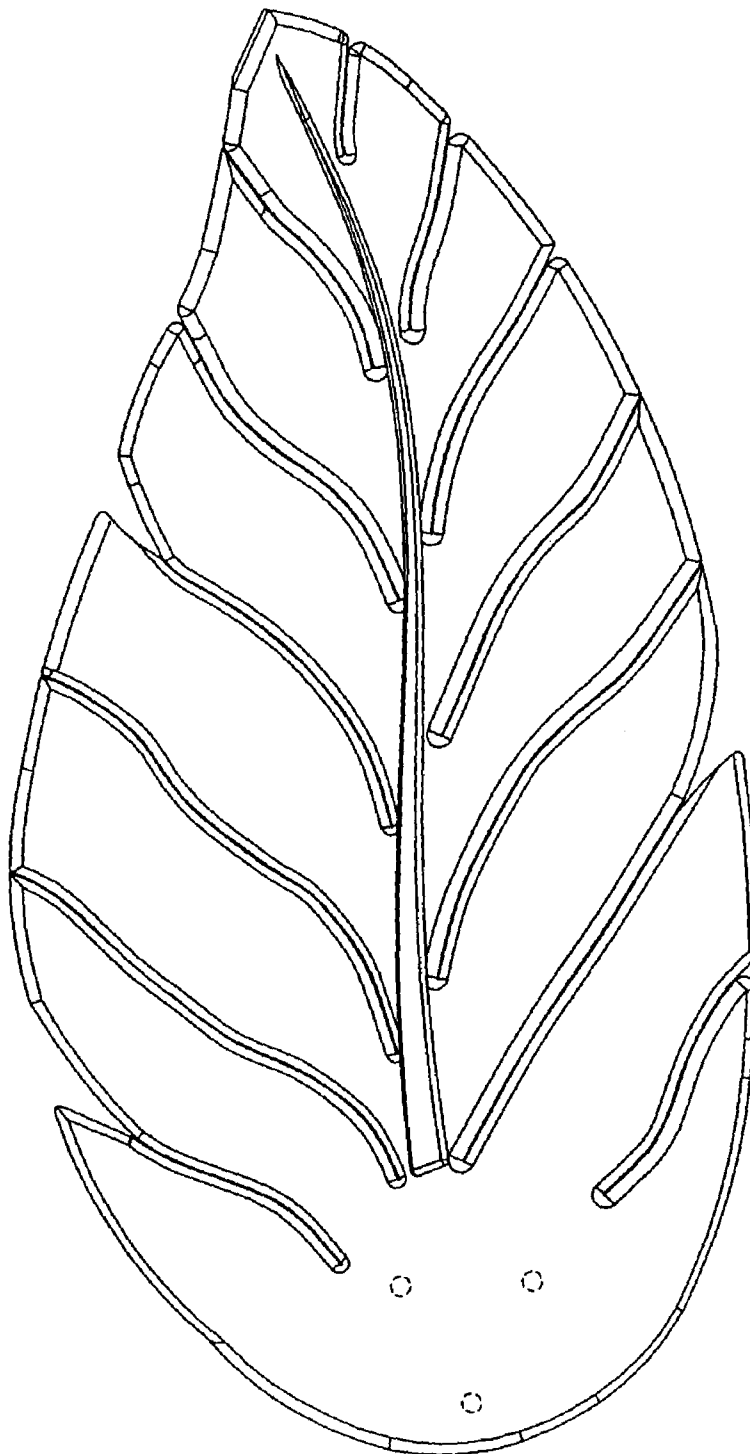




FIG. 7

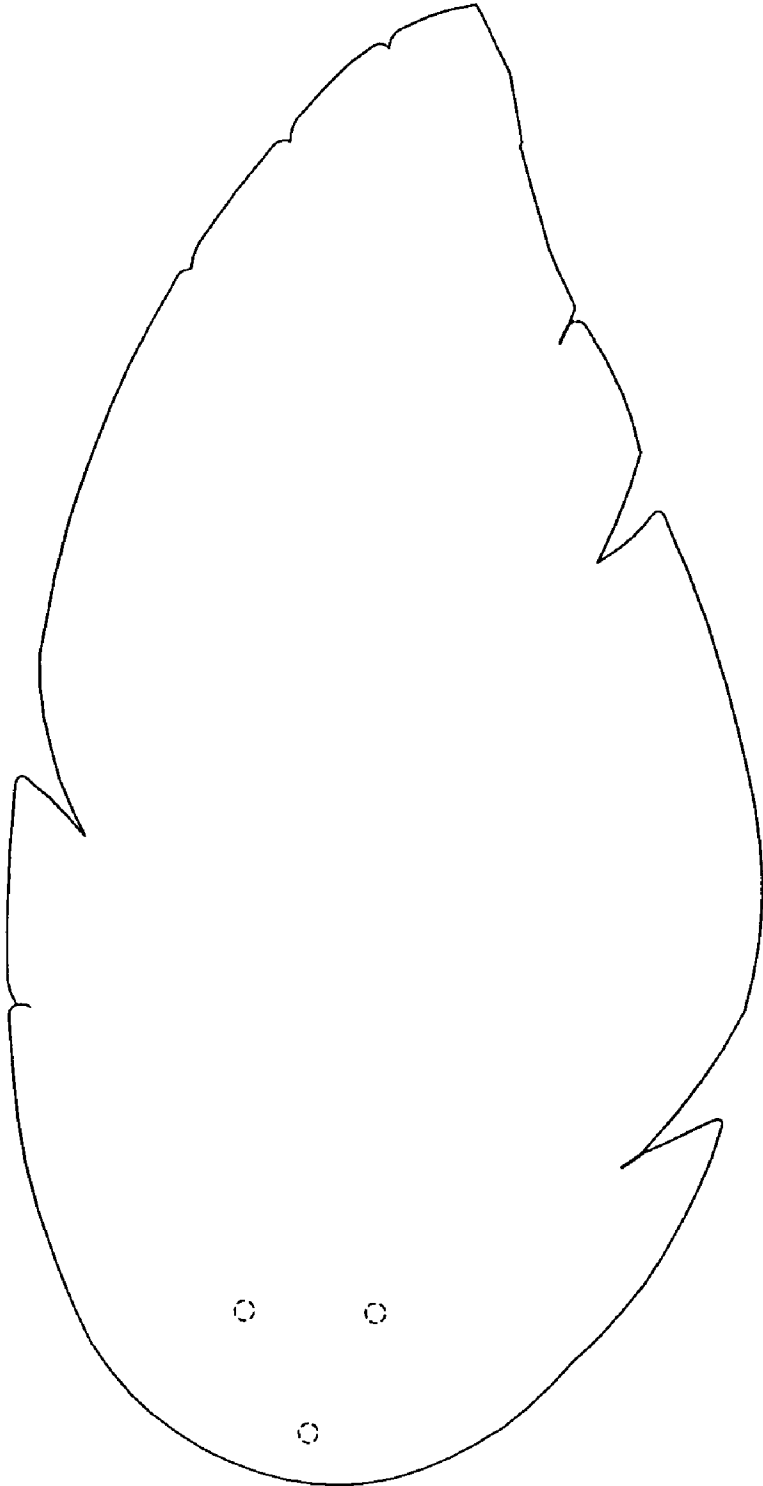


FIG. 8

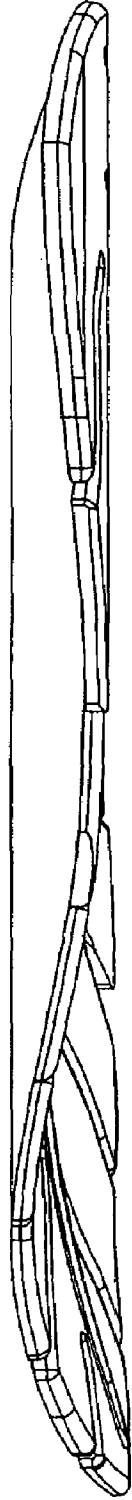


FIG. 9

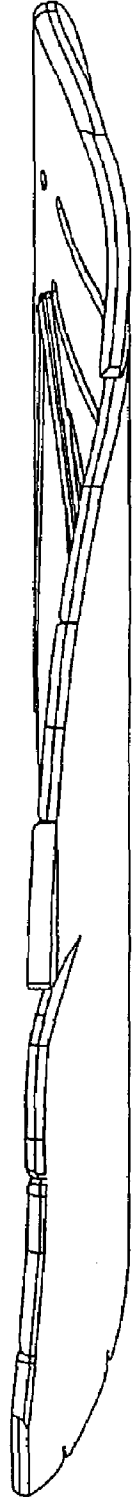


FIG. 10

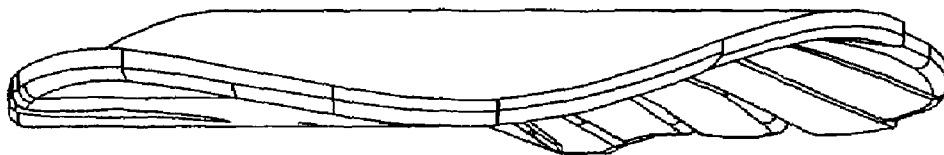


FIG. 11

