

Journal of Spices and Aromatic Crops  
Vol. 27 (1) : 59-65 (2018)  
doi : 10.25081/josac.2018.v27.i1.1016



Indian Society for Spices



## Effect of biocontrol agents on production of rooted back pepper cutting by serpentine method

R S Bhai\*, K P Subila, S J Eapen, A Reshma, R Pervez<sup>1</sup>, A Ishwara Bhat & V Srinivasan

ICAR-Indian Institute of Spices Research, Marikkunnu PO, Kozhikode-673 012, Kerala.

\*E-mail: [rsbhai@rediffmail.com](mailto:rsbhai@rediffmail.com)

Received 20 December 2017; Revised 20 March 2018; Accepted 03 April 2018

### Abstract

Availability of disease free quality planting material is a major limiting factor in black pepper cultivation. In order to meet the increasing demand and also to create awareness on good agricultural practices for healthy disease free planting material production to farmers, a nursery experiment was started with improved varieties of black pepper by adopting a non-chemical bio-intensive management strategy. Here solarization of potting mixture was the main concern followed by amending the solarized potting mixture with potential bioagents. The experiment was designed in a two factor CRD with four improved varieties and five treatments. Each treatment contains a combination of two bioagents with antifungal and nematicidal properties respectively. The common recommended fungicide Metalaxyl-Mancozeb (0.125%) and nematicide carbosulfan (0.1%) was used as control. The treatments were incorporated individually into solarized potting mixture and planted with improved varieties used *viz.*, IISR Girimunda, IISR Malabar Excel, IISR Shakti and IISR Thevam, The plants in each treatment were kept for multiplication by serpentine method with proper irrigation and phytosanitation. The results of plant growth and establishment in different treatments, showed that fortification of solarized potting mixture with *Trichoderma harzianum* + *Pochonia chlamydosporia* combination or combination of *Streptomyces* strains (Act 2+9) are significantly superior (35.46% and 21% respectively) for the production of healthy rooted planting material. IISR Malabar Excel and IISR Thevam produced the maximum number of plants from a single node cutting in treatment with *T. harzianum* + *P. chlamydosporia* (T1) (59 nos. and 51 nos. respectively) followed by IISR Malabar Excel with Act 2+9 and Act 5+9 (45 nos. each). So an average of 6-7 plants/month/cutting was produced in the potential treatment while it was only 3-4 plants in control. The advantage of the method is that, after solarization and fortification with respective bioagents, there is no need for further application of any fungicides, insecticides or any other nutrient spray as usually done. Thus the method of soil solarization followed by fortification of either with *T. harzianum*+ *P. chlamydosporia* or combination of *Streptomyces* strains *viz.*, *Ketasatospora setae* (Act 2) and *S. tauricus* (Act9) is found suitable for the production of healthy quality planting material of high yielding varieties to meet the increasing demand of planting material with a C:B ratio of 1:2.

The demand for healthy planting material of high yielding black pepper varieties is on the increase and the country needs large quantity of quality planting material to meet the increasing demand. The present study was aimed to establish a model nursery to produce disease free healthy planting material of improved varieties of black pepper by creating awareness among farmers with good agricultural practices and by adopting non-chemical bio-intensive management strategies.

The experiment was conducted in collaboration with a farmer at Omasserry in Thamarassery Panchayat (Kozhikode district). Initially a nursery shed was constructed (24 m × 20 m) and roofed with white polythene sheet of 100 microns. Single node rooted plants of four released varieties of black pepper *viz.*, IISR Girimunda, IISR Malabar Excel, IISR Shakti and IISR Thevam (indexed for viruses and raised under insect proof conditions at ICAR-Indian Institute of Spices Research, Chelavoor) was used as the source material.

Nursery mixture was prepared by mixing soil, sand and FYM in 1:2:1 and sterilized by solarization. Briefly, the nursery mixture prepared was made into small beds of size 3x1m in a place where there is direct exposure to sunlight. The bed was watered thoroughly and covered with polythene sheet of 100microns and sealed air tight and kept for solarization on 5<sup>th</sup> November till 25<sup>th</sup> December 2015.

Biocontrol agents such as *Trichoderma harzianum*, *Pochonia chlamydosporia*, and 3 promising *Streptomyces* sp. *viz.*, *Streptomyces tauricus* (strain Act 9), *Streptomyces* sp. (strain Act 5) and *Ketosatospora setae* (strain Act 2) (Bhai et al. 2016) in different combinations were used as growth promoters as well as bioagents for incorporating into the nursery mixture.

The experiment was designed in a two factor CRD with four improved varieties of IISR and five treatments. The five treatments were T1- *T. harzianum* + *P. chlamydosporia*, T2- *Streptomyces* strains 2+9, T3- *Streptomyces* strains 5+9, T4- Metalaxyl-Mz+ Carbosulfan and T5-control

without any amendments. The individual treatments were incorporated with the solarized nursery mixture separately and filled in polythene bags (15 cm × 10 cm) @250 g bag<sup>-1</sup>. *T. harzianum* and *P. chlamydosporia* were made in liquid form with water and added @100 mL (cfu 10<sup>9</sup> mL<sup>-1</sup>) each to 100 kg potting mixture. *Streptomyces* spp. grown as broth culture in Nutrient broth and 100 mL (cfu 10<sup>10</sup> mL<sup>-1</sup>) mixed with 1 kg vermicompost and grown for 5 days (cfu10<sup>8</sup> mL<sup>-1</sup>) and applied @1 kg 100 kg<sup>-1</sup> potting mixture. The treatment imposed poly bags were arranged inside the nursery and planted with single node virus free (indexed) rooted cuttings as mentioned above and were allowed to grow by serpentine method.

When the number of rooted nodes in the serpentine reached around 10, the rooted middle cuttings were cut and separated leaving three plants at the tip and nucleus plant at the end and were kept for establishment to a 3-4 leaf stage in the same nursery. Five plants each were taken from each treatment and observed for biometric growth parameters. The biometric observations were recorded on height of the plant, fresh and dry weight of the plant, number of roots, root length and root biomass. The soil was analysed for the presence of targeted pathogens like *Phytophthora capsici* and nematodes (*Radopholus similis* and *Meloidogyne incognita*), pH and dehydrogenase activity (DHA).

The data were analyzed by using PROC ANOVA procedure of SAS 9.3. Least square means statements were used for mean separation.

After nine months of growth by serpentine method, the variety IISR Malabar Excel and IISR Thevam produced the maximum number of plants in T1 (*T. harzianum* + *P. chlamydosporia* (59 nos. and 51 nos. respectively) followed by T2 (Act 2+9) in case of Malabar Excel (45nos) and T3 (Act 5+9) (45 nos) in case of Thevam, from a single node cutting. An average of 6-7 plants/month/cutting was produced from these varieties with the treatment T1, while it was only 4 plants/month/ cutting in control. In case of IISR Girimunda, the performance was almost

the same with all the three bioagent combinations when compared to Metalaxyl-Mz + Carbosulfan and control. However, IISR Shakti showed comparatively lesser performance with bioagent combinations. The results of the study clearly showed the response of varieties to bioagents. In all cases, the number of plants produced with Metalaxyl-Mz + Carbosulfan (T4) was comparatively lesser when compared to control (Table 1). The root system was also healthy in all treatments except for control where the root was not profusely grown. No disease of any kind was observed in any of the plants. Though there is no difference between varieties in fresh weight of the plant, the dry weight (Fig. 1) is significantly superior in treatment with *Streptomyces* strains (Act 2+9) and is at par with *T. harzianum* and *P. chlamydo sporia*. Not much difference was observed in the number of leaves between treatments but, there is difference in the height of the plants (Fig. 2) where bioconsortia showed increased height when compared to Metalaxyl-Mz. + Carbosulfan and control. Difference was observed in number of roots, root length, and root fresh and dry biomass (Tables 2 to 5). Since the nursery mixture was solarised and irrigation was limited to once in two days, there was no incidence of soil borne infections caused by *Phytophthora capsici*,

*Sclerotium rolfsii* or nematodes (the common diseases otherwise observed in nurseries), in any of the treatments including control (Table 6). The pH of the soil in untreated plants ranged from 4.55-5.66. It is interesting to note that the pH of the soil is raised to neutral in treatments with *T. harzianum* + *P. chlamydo sporia* where it ranged from 6.86-7.63. In the case of *Streptomyces* combinations the pH ranged from 4.85 to 6.85 (Table 6) and the dehydrogenase activity which reflects the total oxidative activity of soil microflora, (Liang *et al.* 2014) was unaffected by the incorporation of bioagents like *Trichoderma*, *Pochonia* or *Streptomyces* sp. (Table 6). So without the addition of external nutrients, the micro flora enriched solarized mixture supported the growth of plants as well as prevented the incidence of infection caused by nematodes, *Phytophthora* or any other soil borne pathogens of black pepper. This may be due to the increased microbial activity either through the production of IAA or other growth promoting traits including siderophore production which is observed in the case *Streptomyces* strains (Suseela Bhai *et al.* 2016).

Thankamani *et al.* (2005) reported the effect of *Pseudomonas fluorescens* (IISR-6) and *T. harzianum* (P-26) on the growth of black pepper rooted cuttings in the nursery. However, no

**Table 1.** No. of cuttings produced in nine months from a single plants

Treatments	IISR Girimunda	IISR Malabar Excel	IISR Shakthi	IISR Thevam	Sub plot mean	Increase over control (%)
T <sub>1</sub> - <i>T. harzianum</i> + <i>P. chlamydo sporia</i>	36.00	59.60	23.00	51.00	42.40	35.46
T <sub>2</sub> -Act 2+9	36.00	45.60	32.00	38.00	37.90	21.08
T <sub>3</sub> -Act 5+9	34.00	34.00	32.60	45.80	36.60	15.00
T <sub>4</sub> -Metalaxyl-Mancozeb + Carbosulfan	25.40	26.40	34.00	32.60	29.60	-5.43
T <sub>5</sub> -Control	23.60	29.40	41.60	30.60	31.30	-
Main plot mean	31.00	39.00	32.64	39.60		
LSD (P<0.05)						
VT	0.87					
T	0.95					
V × T	1.90					

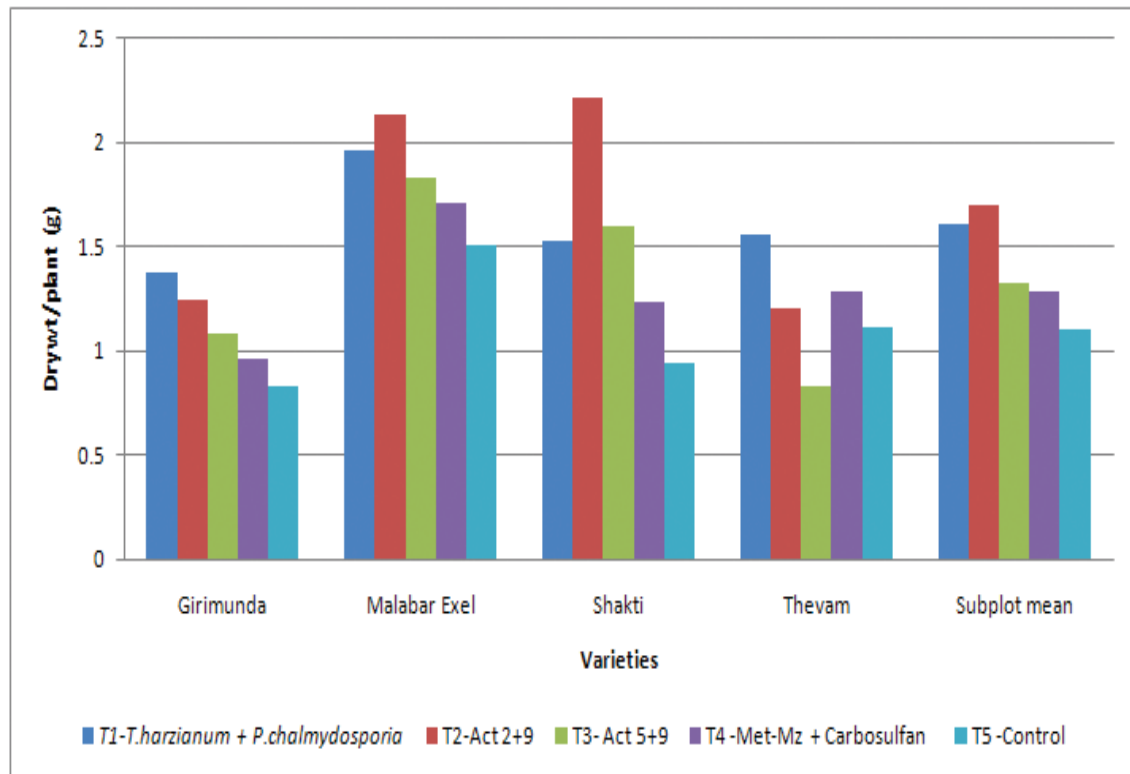


Fig. 1. Dry wt (g)/plant

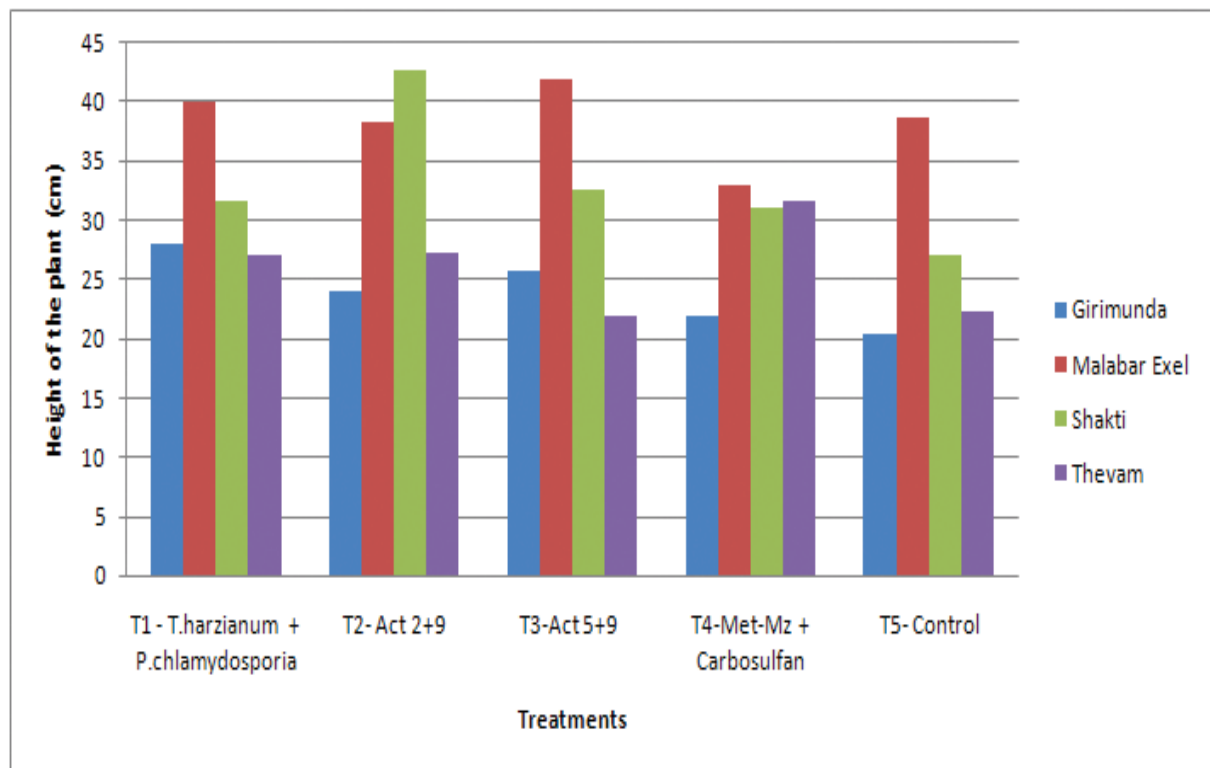


Fig. 2. Height of the plants

**Table 2.** Influence of treatments on number of roots

Treatments	IISR Girimunda	IISR Malabar Excel	IISR Shakthi	IISR Thevam	Sub plot mean
T1- <i>T. harzianum</i> + <i>P. chlamydosporia</i>	7.67	8.67	4.00	12.67	8.25
T2-Act 2+9	6.00	11.33	8.33	10.00	8.92
T3-Act 5+9	6.67	8.00	9.33	8.33	8.08
T4-Metalaxyl-Mancozeb + Carbsosulfan	6.33	7.33	5.00	8.00	6.67
T5-Control	8.67	6.33	5.33	7.33	6.92
Main plot mean	7.07	8.33	6.4	9.27	
LSD (P<0.05)					
V	2.02				
T	NS				
V × T	NS				

**Table 3.** Influence of treatments on root dry biomass (g)

Treatments	IISR Girimunda	IISR Malabar Excel	IISR Shakthi	IISR Thevam	Sub plot mean
T1- <i>T. harzianum</i> + <i>P. chlamydosporia</i>	0.99	0.62	0.52	0.97	0.78
T2-Act 2+9	0.93	0.98	0.57	0.54	0.76
T3-Act 5+9	0.51	0.50	0.3	0.40	0.54
T4- Metalaxyl-Mancozeb + Carbsosulfan	0.47	0.54	0.37	0.51	0.47
T5-Control	0.44	0.41	0.41	0.56	0.46
Main plot mean	0.67	0.61	0.52	0.6	
LSD (P<0.05)					
V	0.05				
T	0.14				
V × T	0.29				

**Table 4.** Influence of treatments on root length (cm)

Treatments	IISR Girimunda	IISR Malabar Excel	IISR Shakthi	IISR Thevam	Sub plot mean
T1- <i>T. harzianum</i> + <i>P. chlamydosporia</i>	31.67	36.33	19.00	22.33	27.33
T2-Act 2+9	29.00	32.67	21.00	24.33	26.75
T3-Act 5+9	26.67	26.67	24.67	26.00	26.00
T4- Metalaxyl-Mancozeb + Carbsosulfan	21.67	29.67	18.00	28.00	24.33
T5-Control	18.00	26.33	28.33	24.00	24.17
Main plot mean	25.4	30.33	22.20	24.93	
LSD (P<0.05)					
V	5.29				
T	NS				
V × T	NS				

**Table 5.** Influence of treatments on root fresh biomass (g)

Treatments	IISR	IISR	IISR	IISR	Sub plot mean
	Girimunda	Malabar Excel	Shakthi	Thevam	
T <sub>1</sub> - <i>T. harzianum</i> + <i>P. chlamydosporia</i>	5.37	5.83	3.53	6.70	5.36
T <sub>2</sub> -Act 2+9	4.37	7.07	3.83	4.23	4.88
T <sub>3</sub> -Act 5+9	2.87	4.37	5.63	3.37	4.06
T <sub>4</sub> - Metalaxyl-Mancozeb + Carbsosulfan	2.47	4.07	2.93	4.00	3.37
T <sub>5</sub> -Control	2.97	3.47	3.30	3.97	3.43
Main plot mean	3.61	4.96	3.85	4.45	
LSD (P<0.05)					
	V	0.54			
	T	1.32			
	V × T	NS			

**Table 6.** Effect of treatments on pH and Dehydrogenase activity

Treatments	IISR Girimunda		IISR Malabar Excel		IISR Shakthi		IISR Thevam	
	pH	DHA	pH	DHA	pH	DHA	pH	DHA
T <sub>1</sub> - <i>T. ha</i> + <i>P. chal</i>	7.38	1.21	6.86	2.72	7.30	1.98	7.63	2.05
T <sub>2</sub> - Act 2+9	5.56	3.57	4.85	2.74	5.43	2.19	6.72	2.22
T <sub>3</sub> - Act 5+9	5.05	3.17	6.68	3.13	5.17	1.14	5.10	1.68
T <sub>4</sub> - Met-Mz + Carbosulfan	6.46	2.52	5.44	1.98	4.81	0.99	6.33	1.10
T <sub>5</sub> - Control	5.64	0.94	4.55	0.96	5.66	0.53	4.86	0.61
CD (P<0.05)	0.10	0.09	0.09	0.02	0.12	0.17	0.09	0.22

such reports are available for the combined use of *T. harzianum* and *P. chlamydosporia* for the production of rooted plants of black pepper, except for the individual use of *T. harzianum* against foot rot and *P. chlamydosporia* against slow decline diseases. The present study recommend soil solarisation along with the use of *Trichoderma* + *Pochonia* combination or combination of *Streptomyces* strains Act 2+9 for the production of healthy rooted planting material. The effect of solarized potting mixture on growth of black pepper rooted cuttings was reported earlier (Thankamani *et al.* 2007). Since both *Phytophthora* and nematodes are serious threats of black pepper, the treatment

combinations are made in such a way that the combination contain one antagonist against *Phytophthora* and another antagonist against nematode. Similar work was reports for the use of consortia in planting material production. Consortia of *P. fluorescens* + *T. harzianum* + *Paecilomyces lilacinus* were used for the production of tomato seedlings for combating nematode infection (Mukhtar 2013) and *P. fluorescens* + *T. harzianum* for the production of nematode free papaya seedlings (Rae 2007). The promotive effects of *Pseudomonas* and *Trichoderma* were quite significant in growth promotion in tomato during nursery and crop growth stages (Kumar *et al.* 2007). Similarly,

Mukhtar (2013) reported the biocontrol potential of *Pasteuria penetrans*, *P. chlamydosporia*, *P. lilacinus* and *T. harzianum* against *Meloidogyne incognita* in okra.

### Acknowledgements

The authors are thankful to Department of Agriculture for funding, Mr. George Nedumkallel, farmer at Omasserry, Kerala State for active cooperation and involvement in supporting the nursery trial, Mr. K. Jayarajan, Chief Technical Officer for statistical analysis of the data and Mr. Vishnu P T for constant support in monitoring of the nursery.

### References

- Kumar Sunil, Arya M C & Singh Ranjit 2007 Efficiency of *Pseudomonas fluorescens* and *Trichoderma harzianum* as bio-enhancers in tomato at high altitude in central Himalayas. Indian J. Crop Sci. 2: 79–82.
- Liang Q, Chen H, Gong Y, Yang H, Fan M & Kuzyakov Y 2014 Effects of 15 years of manure and mineral fertilizers on enzyme activities in particle-size fractions in a North China Plain soil. Europ. J. Soil Biol. 60: 112–119.
- Mukhtar T, Hussain M A & Kayani M Z 2013 Biocontrol potential of *Pasteuria penetrans*, *Pochonia chlamydosporia*, *Paecilomyces lilacinus* and *Trichoderma harzianum* against *Meloidogyne incognita* in okra. Phytopathologia mediterranea 52: 66–76.
- Rao M S 2007 Papaya seedlings colonized by the bio-agents *Trichoderma harzianum* and *Pseudomonas fluorescens* to control root-knot nematodes. Nematol. Medit. 35: 199–203.
- Suseela Bhai R, Lijina A, Prameela T P, Krishna P B & Anusree Thampi 2016 Biocontrol and growth promotive potential of *Streptomyces* spp. in black pepper (*Piper nigrum* L.). J. Biol. Control 30: 2016.
- Thankamoni C K, Sreekala K & Anandaraj M 2005 Effect of *Pseudomonas fluorescens* (IISR-6) and *Trichoderma harzianum* (P-26) on growth of black pepper (*Piper nigrum* L.) in the nursery. J. Spices Arom. Crops 14: 112–116.
- Thankamani C K, Dinesh R, Eapen S J, Kumar A, Kandiannan K & Mathew P A 2008 Effect of solarized potting mixture on growth of black pepper rooted cuttings (*Piper nigrum* L.) in the nursery. J. Spices Arom. Crops 17: 103–108.



## Diversity in floral characters of monoecious nutmeg (*Myristica fragrans* Houtt.)

S Aarathi\*, J Rema, B Sasikumar, K V Saji & M Anandaraj

ICAR-Indian Institute of Spices Research, Kozhikode-673 012, Kerala.

\*E-mail: aarthichandru@gmail.com

Received 05 December 2017; Revised 04 April 2018; Accepted 10 April 2018

---

### Abstract

Floral diversity in monoecious type nutmeg reveals three types of flowers namely; pistillate, staminate and hermaphrodite flowers. The structure of hermaphrodite flowers in nutmeg is reported for the first time. The flowers are borne on the leaf axil, flowering habit of the three types of flowers are seen in cymes as well as solitary in the same tree. The gynoecium consists of single ovary with bifid stigma in the pistillate flowers and the androecium of staminate flowers has adnate 7-13 anthers. Intra flower variability is evident in case of hermaphrodite flowers. In hermaphrodite flower the androecium ranges with 1-4 anthers, in the form of fused filament or free filament or both; some anthers are fused with the gynoecium. Besides remnants of the stamen in the developed fruits of hermaphrodite flowers, staminodes are also observed in the flowers. Colour of all the three types of flowers are light creamy yellow, with thick gamosepalous perianth which bursts as bilobed, trilobed, tetralobed and pentalobed lobes during anthesis. Analysis of variance of trees for flower types and floral attributes like flower type, number of anthers, length of anthers, length of filaments and length of ovary are found to be highly significant. High coefficient of variation is recorded for hermaphrodite (183.84%) and pistillate (171.71%) flowers. The pollen viability of the hermaphrodite flowers are found less as compared to the staminate flowers. The percentage of pollen viability is 79.74 and 90.77 in hermaphrodite and male flower respectively. In the population studied, the occurrence of hermaphrodite flower in monoecious tree ranged from 0 - 10%.

**Keywords:** hermaphrodite flowers, intra floral variability, monoecious, *Myristica fragrans* Houtt., pollen viability

---

Nutmeg (*Myristica fragrans* Houtt.) (Myristicaceae) is an important tree spice, yielding two spices, namely, the nutmeg (dried seed) and the mace (dried aril surrounding the seed). Nutmeg is hitherto considered to be predominantly dioecious in nature (Flach 1966). However, of late this concept is undergoing a paradigm shift, as

monoecious trees are being reported often across the country (Krishnamoorthy *et al.* 1996; Krishnamoorthy *et al.* 2012; Rema *et al.* 2014). Though some literature is available on the reproductive biology of dioecious nutmeg (Armstrong & Drummond 1986), there is no report available for monoecious nutmeg trees.



Here we attempt to study the floral diversity of monoecious nutmeg.

The study on sex differentiation and variability in monoecious nutmeg was carried out at ICAR-Indian Institute of Spices Research (IISR), Kozhikode during June to September 2015. Total of 53 trees of 18 year old were selected randomly from the germplasm maintained at ICAR IISR and were studied for sex of tree from December 2014 onwards. The sex of flowers were recorded in all the trees at monthly interval. Out of the 53 trees of the selected population 6 trees are found to be monoecious. These 6 monoecious trees are used in the present study.

Details of 6 monoecious trees conserved at ICAR-IISR, Chelavoor:

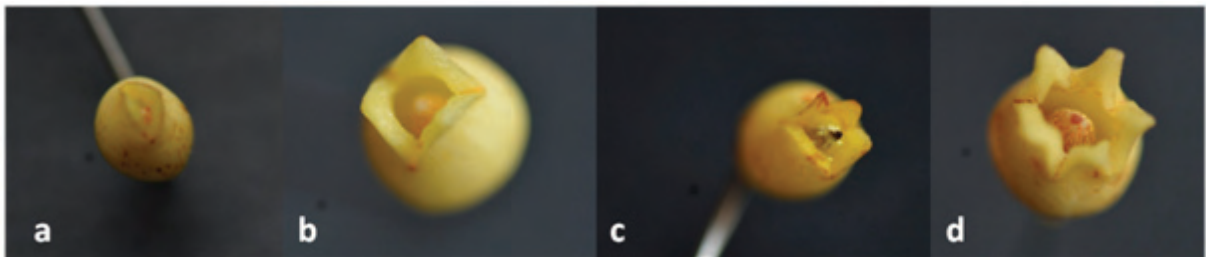
Plant number	Source	Nature of plant
C- 1	ICAR-IISR, Experimental Farm, Peruvannamuzhi	Seedling
C- 9	ICAR-IISR, Experimental Farm, Peruvannamuzhi	Seedling
C- 21	ICAR-IISR, Experimental Farm, Peruvannamuzhi	Seedling
C- 43	ICAR-IISR, Experimental Farm, Peruvannamuzhi	Seedling
C -45	ICAR-IISR, Experimental Farm, Peruvannamuzhi	Seedling
C -54	Farmers field Ankola	Seedling

Within the 6 monoecious trees observations on inter and intra floral variability in monoecious for anther length, number of anthers, filament length, ovary length and flower opening type were recorded. Total of 100 flowers / month were collected from each tree and observations were recorded for variability during peak flowering season June – September, 2015.

Pollen viability test was done using Acetocarmine staining method. Pollen viability estimated using glyceracetocarmine (Marks 1954). The pollen viability percentage determined as the ratio of the number of viable pollen to the total pollen number.

ANOVA for the floral attributes were done using SAS 9.3 software.


Based on the observations made on the phenological measurements inter and intra flower variability in monoecious nutmeg flowers are prominent. Three types of flowers are recorded in monoecious trees namely, pistillate, staminate and hermaphrodite flowers. The structure of hermaphrodite in nutmeg is reported for the first time. The flowers are borne on the leaf axil, flowering habit of the three types of flowers are seen in cymes as well as solitary in the same tree. All the types of flowers were light creamy yellow colour in monoecious tree, with thick gamosepalous perianth which bursts as trilobed or bilobed (less frequent) lobes during anthesis as reported earlier (Armstrong & Drummond 1986). However, addition to this tetralobed and pentalobed are observed rarely in monoecious trees (Fig. 1). Tetralobed lobes are reported in *M. fatua*, this type of lobe opening helps in more access for insects (pollinators) to enter the flower (Sharma & Armstrong 2013). The androecium of staminate flowers consisted of adnate 7-13 anthers, with average of 9.30 anthers and 4.09 and 3.18 mm of anther length and filament length respectively, androecium with 8-10 anthers were reported earlier by Armstrong & Drummond (1986) in staminate flowers. The gynoecium consists of single ovary with a mean length of 5.28 mm with bifid stigma in the pistillate flowers (Tables 1 & 2). Intra flower variability is evident in case of hermaphrodite flowers. In hermaphrodite flower the androecium ranges with 1-4 anthers, in the form of fused filament or free filament or both; some anthers are fused with the gynoecium (Fig. 2); the length of the anther varies from 3-6 mm. Besides remnants of the stamen in the developed fruits of hermaphrodite flowers, staminodes are also observed in the flowers (Fig.



**Fig. 1.** Variation in flower opening in monoecious tree flowers [a) Dimerous, b) Trimerous, c) Tetramerous and d) Pentamerous]



**Fig. 2.** Intra flower variability in number and length of anthers of hermaphrodite flowers



**Fig. 3.** Developed fruits from monoecious trees [a) from pistillate flowers, b) from hermaphrodite flowers (remnants of the stamen) and c) Microscopic view (20x)]

**Table 1.** Analysis of variance for flower types and floral attributes

Tree No	Average number of flowers				Staminate		Pistillate		Hermaphrodite	
	Staminate	Pistillate	Hermaphrodite	No. of anthers	Length of anthers (mm)	Length of filament (mm)	Length of ovary (mm)	No. of anthers	Length of ovary (mm)	
C-1	100.00	0 (0.71)	0 (0.71)	8.88	4.10	2.94	0 (0.71)	0 (0.71)	0 (0.71)	
C-9	92.66	5.66 (2.17)	1.66 (1.28)	9.42	5.50	3.82	6.00 (2.45)	2.25 (1.38)	5.20 (2.27)	
C-21	83.00	11.00 (2.87)	7.33 (2.43)	8.86	3.10	2.98	5.59 (2.36)	2.23 (1.46)	5.23 (2.28)	
C-43	100.00	0 (0.71)	0(0.71)	8.98	4.06	3.48	0 (0.71)	0 (0.71)	0 (0.71)	
C-45	100.00	0 (0.71)	0(0.71)	10.92	3.92	3.18	0 (0.71)	0 (0.71)	0 (0.71)	
C-54	50.66	41.00 (6.38)	8.33 (2.58)	8.76	3.88	2.70	5.80 (2.41)	2.20 (1.44)	5.40 (2.32)	
Mean	87.72	19.22 (2.26)	5.77 (1.40)	9.30	4.09	3.18	5.79 (2.30)	2.22	5.28 (2.21)	
CD (P<0.05)	12.97**	NS	NS	0.30**	0.17**	0.15**	0.10**	NS	0.23**	
CV (%)	8.31			8.20	10.40	12.09	4.04		4.94	

Values in the parenthesis are transformed

3). Analysis of variance of trees for flower types and floral attributes like flower type, number of anthers, length of anthers, length of filaments and length of ovary are found to be highly significant (Table 1). High coefficient of variation is recorded for hermaphrodite (183.84%) and pistillate (171.71%) flowers (Table 2). The pollen viability of the hermaphrodite flowers are found less as compared to the staminate flowers. The percentage of pollen viability is 79.74 and 94.77 in hermaphrodite and male flower respectively (Table 3). In the population studied, the average segregation of staminate, pistillate and hermaphrodite flower in the collected samples is 87.72, 19.22 and 5.77, respectively with approximate ratio of 17: 4:1. The occurrence of hermaphrodite flower in monoecious tree ranged from 0-9%. In 90% of the flowers studied the stamen length is found shorter than the stigma thereby excluding the chance of selfing. Moreover the pollen viability is also found less in these flowers. Variability in flowering phenology among individuals has direct impact on their fitness (Mauricio *et al.* 2013). However, the influence of environment factors on sex expression and floral variability need to be studied in detail in nutmeg.

**Acknowledgments**

First author is grateful to Dr. R. Ramakrishnan Nair (Genetics & Cytogenetics), for his scientific and timely suggestions. We also acknowledge Mr. K. Jayarajan for statistical analysis and Mr. A. Sudhakaran for photography.

**References**

Armstrong J E & Drummond B A 1986 III Floral biology of *Myristica fragrans* Houtt. (Myristicaceae), the nutmeg of commerce. *Biotropica* 18: 32–38.

Flach M 1966 Nutmeg cultivation and its sex problem. Mededelingen Landbouwhogeschool. Wageningen 66: 1–85.

Krishnamoorthy B, Sasikumar B & Rema J 1996 Genetic variability and segregation of sex in nutmeg (*Myristica fragrans* Houtt.). *J. Plant. Crops* 24: 468–472.

**Table 2.** Mean, range and CV% for floral traits in monoecious nutmeg

Category	Characters	Mean	Range	CV%
Sex of flowers	Staminate	88.37	50-100	21.33
	Pistillate	9.11	0-50	171.71
	Hermaphrodite	2.74	0-15	183.84
Staminate	No. of anther	9.30	7-13	11.49
	Length of anther (mm)	4.09	3-6	20.25
	Length of filament (mm)	3.18	2-4	16.74
Pistillate	Length of ovary (mm)	5.42	5-6	8.28
Hermaphrodite	No. of anther	2.22	1-4	43.58
	Length of ovary (mm)	5.31	4-6	9.54

**Table 3.** Pollen viability in staminate and hermaphrodite flowers of monoecious nutmeg

Flower type	Number of pollens observed	Viable pollen	Sterile pollen	% of viability
Staminate flower	152.66	145.00	7.67	94.77
Hermaphrodite flower	124.33	104.33	20.00	79.74

Krishnamoorthy B, Rema J, Nair R R & Krishnamurthy K S 2012 Circumventing sexual dimorphism in nutmeg - an innovation by Shri. Purnanand V. Bhat. *Spice India* 25: 8-10.

Marks G E 1954 An aceto-carminic glycerol jelly for use in pollen fertility counts. *Stain Technol.* 29: 277.

Mauricio Fernandez Otarola, Marlies Sazima & Vera N Solferini 2013 Tree size and its

relationship with flowering phenology and reproductive output in wild nutmeg trees. *Ecol. Evol.* 3: 3536-3544.

Rema J, Saji K V, Sasikumar B & Anandaraj M 2014 Monoecious nutmeg in Uttarkannada and Shimoga Districts of Karnataka. *Indian J. Arec. Spices Med. Plants* 16: 3-5.

Sharma M V & Armstrong J E 2013 Pollination of *Myristica* and other nutmegs in natural populations. *Trop. Conserv. Sci.* 6: 595-607.



## Air layering in cinnamon (*Cinnamomum verum* L.) under wet humid tropical conditions

A A Waman\* & P Bohra

Division of Horticulture and Forestry,  
ICAR-Central Inland Agricultural Research Institute, Port Blair-744 101, Andaman & Nicobar.  
\*E-mail: [ajit.hort595@gmail.com](mailto:ajit.hort595@gmail.com)

Received 08 April 2017; Revised 07 March 2018; Accepted 26 March 2018

---

### Abstract

Cinnamon is a cross pollinated species and seed propagation has resulted in development of considerable variability in growth, yield and quality among the populations. Air layering has been considered as one of the efficient methods of multiplication in cinnamon. However, the success of layering varies greatly depending on the local environmental conditions. In the present investigation, air layering was performed at 20 days interval during rainy season (July 3<sup>rd</sup> to October 11<sup>th</sup>) of two consecutive years in Bay islands. Result revealed that first week of July was the most suitable time for air layering in cinnamon as it supported better rooting percentage (87.5%).

**Keywords:** Propagation; Season; Spice crop; Tropical islands

---

Cinnamon (*Cinnamomum verum* L.) or *dalchini* is one of the ancient tree spices grown in India. Though both bark as well as leaves are known to possess aromatic components mainly cinnamaldehyde and eugenol, the bark of this species is valued as a spice. It has been used in the form of dried bark, bark powder, oil and oleoresins. Cultivation of this spice in India is mainly confined to States of Andaman and Nicobar Islands, Kerala, Karnataka, North Eastern India and parts of Tamil Nadu and Maharashtra. Combined estimate of cinnamon and *tejpat* suggests that in India, it's being grown on 2,770 ha area with about 5,050 t production (Indian Horticulture Database 2014). However, the production is not enough to meet the domestic demand and hence,

cinnamon is being imported from other countries of the world (Indian Spices 2016). Increasing the productivity through development and adoption of improved technologies is a key factor in reducing the dependence on import.

Soil and climatic conditions of the Andaman and Nicobar Islands are well suited for the cultivation of cinnamon (Parthasarathy *et al.* 2009) and presently it is cultivated in about 150 ha yielding 40 t annually. Quality of cinnamon is assumed to be the finest in the islands compared with other parts of the country (Singh & Sankaran 2012). Large availability of interspaces in the coconut and arecanut plantations in the Andaman and Nicobar

Islands could be successfully utilized for its cultivation (Waman *et al.* 2016). However, existing plantations in the islands are of seedling origin. One can easily notice variations in cinnamon seedlings for leaf size, shape and colour of new flush, apart from the distinct chemotypes (Krishnamoorthy *et al.* 1988). Ergo, considerable variability is noticed in the yields and quality of the final produce and hence, vegetative propagation is of interest (Rema *et al.* 1997). The present report concerned an effort to identify the most appropriate time for carrying out air layering under island condition.

The present investigation was carried out in the Division of Horticulture and Forestry of ICAR- Central Island Agricultural Research Institute, Port Blair, Andaman and Nicobar Islands during 2015 and 2016. The islands exhibit typical tropical climate with average temperature of 18-31°C and annual rainfall of 3,100 mm distributed over May to December. Further, the relative humidity ranges between 60-90% in a year, while the average lies near to 70-80%.

For layering, healthy shoots of 25-30 cm length and 1.0-1.5 cm thickness were selected. Leaves and small branches near the ringing area on selected shoots were removed and two circular cuts were given to the shoots for removing a ring of bark of about an inch width.

Commercial formulation of rooting hormone (Lipsa, Kolkata) was used for root induction and ringed portion was covered with soil: farmyard manure (1:1) before wrapping with polythene (20 cm × 20 cm). Experiment consisted of six treatments *i.e.* T<sub>1</sub>: layering on July 3, T<sub>2</sub>: layering on July 23, T<sub>3</sub>: layering on August 12, T<sub>4</sub>: layering on September 1, T<sub>5</sub>: layering on September 21 and T<sub>6</sub>: layering on October 11. Experiment was laid out in completely randomized design with 20 layers in each treatment. Various parameters were recorded at the time of separation (90 days after layering) and data was subjected to analysis of variance using Web Agri Statistical Package 2.0 (WASP 2.0, ICAR-RC for Goa, Ela, India).

Air layering was performed for six times during rainy season under island condition. Generally, rooting process is facilitated by the rains (Ranaware *et al.* 1995) and hence, the dry periods in the islands were avoided during the experimentation. Pooled analysis of two years data revealed that percentage root induction varied between 35.0% and 87.5% amongst the treatments studied (Table 1). Maximum rooting percentage was obtained in layers done on 3<sup>rd</sup> July (87.5%) followed by those done on 23<sup>rd</sup> July, while it was the lowest in layering performed on 21<sup>st</sup> September. Though rooting response varied considerably during different seasons, the mean number of primary roots per layer did not vary significantly (Table 1).

**Table 1.** Air layering in cinnamon under Andaman condition as affected by time of layering (pooled data of two years)

Treatment	Rooting percentage	Number of primary roots layer <sup>-1</sup>	Mean length of primary root (cm)	Mean thickness of primary root (mm)
July 3	87.5	5.8 a	5.52 b	2.74 a
July 23	57.5	4.2 a	7.37 a	2.33 a
August 12	47.5	4.2 a	5.18bc	2.04 a
September 1	50.0	3.7 a	8.53 a	2.17 a
September 21	35.0	5.3 a	3.60 c	2.15 a
October 11	43.2	3.8 a	4.00bc	2.20 a

\*Means followed by same alphabet in a column do not differ significantly at 5% level of significance using least significant difference

Length of longest root varied significantly amongst the studied treatments (Table 1). Maximum length of primary root was observed in propagules obtained from cinnamon layered on 1<sup>st</sup> September (8.5 cm), which remained on par with layers of 23<sup>rd</sup> July. Similar to rooting percentage, length of root was found to be the lowest (3.6 cm) in layers of 21<sup>st</sup> September batch. Thickness of root ranged from 2.04 to 2.74 mm; however, the differences were non-significant amongst the treatments studied.

Similar to present communication, significant variations for rooting response and growth parameters have been reported from different agro-ecological regions of the country *viz.*, West Bengal (Banerjee *et al.* 1982), Karnataka (Hegde *et al.* 1989) and Maharashtra (Ranaware *et al.* 1995). These reports have suggested the positive effects of rainy period on layering success; however, the raining season and pattern vary significantly in different regions and hence, location specific studies are required. As no reports are available for island conditions, present study was conducted. The prevalence of optimum microclimate during the part of the year would possibly have helped in maximizing the rooting success. Rema *et al.* (1997) reviewed different propagation methods in spice crops in which they supported the possible role of endogenous auxins, sugars and other biochemical constituents in variable rooting success during different seasons.

It could be concluded that first week of July is the most suitable time for carrying out air layering under Andaman and Nicobar Islands condition. This technique being easier, farmers can easily multiply superior types in large number. In addition, inputs required for the purpose are easily available at cheaper cost and hence, it could be a boon for on farm production of quality planting material in the Andaman Islands.

### Acknowledgements

Authors are thankful to the Director of the Institute for providing necessary facilities for conducting the experiment.

### References

- Banerjee D P, Chatterjee B K & Sen S 1982 Air layering of cinnamon (*Cinnamomum zeylanicum*). South Indian Hort. 30: 272–273.
- Hegde K P, Sulikeri G S & Hulamani N C 1989 Effect of growth regulators and pre-girdling treatments on rooting of cinnamon air layers. South Indian Hort. 37: 329–332.
- IHD 2014 Indian Horticulture Database, National Horticulture Board, Gurgaon, India, 286 p.
- Indian Spices 2016 <http://indianspices.com/sites/default/files/Major%20Item%20wise%20Import-2016.pdf>.
- Krishnamoorthy B, Gopalam A & Abraham J 1988 Quality parameters of cinnamon (*Cinnamomum verum*) in relation to flush colour. Indian Cocoa Arec. Spices J. 12: 38.
- Parthasarathy V A, Srinivasan V & Prasath D 2009 Status and strategies of spices cultivation in island ecosystem. In: Souvenir and abstract book, National workshop cum seminar on status and future strategies of horticulture development in A & N Islands held on 23–25<sup>th</sup> January, 2009, CARI, pp.24–35.
- Ranaware V S, Nawale R N, Khandekar R G & Magdum M B 1995 Effect of season on air layering of cinnamon. Indian Cocoa Arec. Spices J. 19: 81–84.
- Rema J, Krishnamoorthy B & Mathew P A 1997 Vegetative propagation of major tree spices—a review. J. Spices Arom. Crops 6: 87–105.
- Singh D R & Sankaran M 2012 Problems and prospects of cultivation of spices and plantation crops in Andaman and Nicobar Islands. In: Souvenir cum abstract book, National Seminar on Technologies for improving productivity of spices and plantation crops. February 27–28, 2012, CARI, Port Blair, 81p.
- Waman A A, Bohra P, Avinash N, Gautam R K & Dam Roy S 2016 Air layering in cinnamon (*Cinnamomum verum*) in the context of Andaman and Nicobar Islands. Extension Folder, ICAR-Central Island Agricultural Research Institute, Port Blair, pp.1–6.



## Stability analysis for seed yield and yield attributing traits in fennel (*Foeniculum vulgare* Mill.)

S L Sawargaonkar\*, A K Singh & S Sahu

College of Agriculture & Research Station, Indira Gandhi Krishi Vishwavidyalaya,  
Raigarh-496 001, Chhattisgarh.

\*E-mail: shrikant.sawargaonkar@gmail.com

Received 03 October 2018; Revised 30 April 2018; Accepted 02 May 2018

### Abstract

Study was carried to evaluate phenotypic stability of 13 genotypes of fennel for seed yield and yield attributing traits. Out of 13 genotypes, three were checks (RF 205, RF 201 and local fennel) grown in Randomized Block Design (RBD) with three replications in each year. The significant genotypic differences were observed for all the characters suggesting differential responses of genotypes to the environmental changes. The results showed that among 13 genotypes RF 205 and Local fennel were found stable for seed yield plant<sup>-1</sup>, FNL 69 for days to flower, FNL 70 and RF 101 for primary branches plant<sup>-1</sup>, FNL 74 for umbels umbellet<sup>-1</sup> and FNL 71 for umbels plant<sup>-1</sup>. The results revealed that some reliable predictions about G x E interaction as well as its unpredictable components contributed significantly in determining the stability of genotypes. The wider stability recorded by RF 205, RF 201 and local fennel during all the three years which will be useful for development of high yielding varieties of fennel.

**Keywords:** fennel, *Foeniculum vulgare* mill., stability, superiority

Fennel (*Foeniculum vulgare* mill.) is a highly cross pollinated and very important seed spice crop exhibiting 82.2% to 91.4% natural out crossing (Ramanujam *et al.* 1964). The hybridization of diverse genotypes followed by selection in segregating crop will be helpful in identifying heterozygous and heterogenous progeny. Insects plays an important role in maintaining heterogeneity in fennel crop. The existing varieties were developed using mass selection. Fennel seeds are having medicinal importance as carminative, cardiotoxic, stimulant, vermicide and lactagogue (Lal 2014). The research efforts were for enhancing the

productivity through developing high yielding inbreds and pure line varieties. India is the largest producer, consumer and exporter of spices and spice products. The total production of spices during 2013-14 was 5.9 MT from an area of 3.16 million ha (Annual Report 2014-15). Fennel had very little share to total production of spices. This yield gap can be minimized by growing suitable cultivars with appropriate packages of practices. For this development of high yielding and insect and pest resistant with good quality stable variety is essential. The newly variety must perform consistent performance across the



environments and over the years for high yield and other yield attributing and quality traits. Phenotypically stable genotypes are of great importance because environmental conditions vary from season to season. Wider adaptation to a particular environment and consistent performance of recommended genotypes is one of the main objectives in breeding programme. A differential response of fennel genotypes when grown under different environments in the *Rabi* season has been reported by few scientists (Lal 2014; Drazic *et al.* 2014). Hence information on availability of stable high yielding varieties of Fennel is lacking. Keeping this in view, the present investigation was undertaken to determine the genotype x environment (year) interaction on stability parameters and to identify the stable and responsive genotypes for yield and yield contributing characters of fennel for Chhattisgarh.

The experimental materials consisted of 13 genotypes obtained from All India Coordinated Research Project (AICRP) on spices, Indian Institute of Spices Research (IISR), Kozhikode, Kerala, evaluated for stability of seed yield and yield attributing traits for the three years during 2012-13 to 2014-15 at the experimental farm of College of Agriculture and Research Station (CARS), Raigarh (21.9°N, 83.4°E, 215 m), Indira Gandhi Krishi Vishwavidyalaya (IGKV), Chhattisgarh. Out of 13 genotypes RF 205, RF 201 and local fennel were standard checks grown in Randomized Block Design (RBD) with three replications. Twenty plants in each row in plot size of 4 × 2.5 m, were maintained after thinning. The inter- and intra-row spacing was kept at 45 cm and 20 cm, respectively. The recommended package of cultural practices was followed to raise a good crop. In each plot, five competitive plants were identified randomly for recording data on days to 50% flowering, plant height (cm), primary branches plant<sup>-1</sup>, umbels plant<sup>-1</sup>, umblets umbel<sup>-1</sup> and seed yield plot<sup>-1</sup> (kg). The data recorded during three years were subjected to stability analysis according to the model proposed by Eberhart & Russel (1966) and three stability parameters mean (m), regression coefficient (bi) and the deviation from linearity (S<sup>2</sup>di) were estimated.

**Table 1.** Year wise analysis of variance (mean sum of squares) for phenotypic stability of yield in Fennel

Source	df	Mean sum of square (MSS)											
		Seed yield (Kg ha-1)			Days to 50% flowering			Plant height (cm)			Primary branches plant <sup>-1</sup>		
		2012-13	2013-14	2014-15	2012-13	2013-14	2014-15	2012-13	2013-14	2014-15	2012-13	2013-14	2014-15
Total	65	26925.2	24747.9	18769.3	18.6	15.9	23.0	84.3	44.7	263.4	2.9	2.2	2.3
Replications	2	2046.8	16550.5	2.3	5.0	5.0	3.3	3.8	6.1	0.9	6.6	6.1	9.3
Genotypes	21	82252.4*	66166.2*	55737.6*	58*	49.5*	70.7*	266.3*	140.3*	830.3*	8.1*	5.9*	4.0*
Error	42	1334.8	4721.9	1849.0	0.0	0.0	0.8	0.0	0.1	1.8	0.1	0.1	0.8
Source	df	Mean sum of square (MSS)											
		Umbels plant <sup>-1</sup>			Umblets umbel <sup>-1</sup>								
		2012-13	2013-14	2014-15	2012-13	2013-14	2014-15						
Total	65	20.6	25.2	34.6	9.9	8.4	77.0						
Replications	2	3.8	4.0	1.2	3.4	3.4	125.9						
Genotypes	21	64.5*	79.2*	107.2*	30.9*	25.0*	99.6						
Error	42	0.0	0.0	1.1	0.0	0.0	61.6						

The genotypic differences were found to be highly significant for all the traits in each environment (year). The mean genotypic values from different year were subjected to pooled analysis. The mean sum of squares (MSS) due to genotypes (G) and environments (E) were significant for all the traits except for primary branches plant<sup>-1</sup> when tested against MSS due to genotype x environments. It revealed the non significant differential response of the varieties to the changing environments. The results were in close conformity to the findings of Lal (2008), Verma & Solanki (2015). The MSS due to G × E when tested against pooled error, were found highly significant for all the characters. Thus stability analysis was carried out for all the traits. The variance due to G × E were divided in to G × E (Linear) and due to pooled deviation (Non-linear). The G × E (Linear) mean squares were found significant for all the traits except primary branches plant<sup>-1</sup> indicating the presence of predictable components where as significance of pooled deviation for seed yield plot<sup>-1</sup>, days to 50% flowering, plant height (cm), primary branches plant<sup>-1</sup> and umbels plant<sup>-1</sup> showed the presence of non-predictable components. These observations indicated that some reliable predictions about G × E interaction as well as its unpredictable components can be made for these traits. Hence, both components contributed significantly in determining the stability of genotypes (Lal 2008; Verma &

Solanki 2015). Among 13 genotypes RF 205 and Local fennel were found stable for seed yield plant<sup>-1</sup>, FNL 69 for days to flower, FNL 70 and RF 101 for primary branches plant<sup>-1</sup>, FNL 74 for umbels umbel<sup>-1</sup> and FNL 71 for umbels plant<sup>-1</sup> (Table 2).

For days to flower, umbelets /umbel and umbels plant<sup>-1</sup> FNL 69 had recorded wider stability (above average mean,  $b_i = 1$  and  $S^2d_i = 0$ ). The genotype FNL 70 was stable for plant height, primary branches plant<sup>-1</sup>, umbelets umbel<sup>-1</sup> and umbels plant<sup>-1</sup> but had low seed yield, indicating its adaptation to stress environments (Lal 2008) while genotype FNL 71 recorded stability for plant height and umbels plant<sup>-1</sup>. For umbels umbel<sup>-1</sup> FNL 72 had high stability across the environments of Raigarh. The genotypes FNL 69, FNL 70 and FNL 71 were among the top entries which had their mean umbels plant<sup>-1</sup> greater than the average of all the genotypes with regression coefficient ( $b_i = 1$ ) and non-significant deviation for regression ( $S^2d_i = 0$ ). This indicated their high stability over the different environments of years (Lal 2008). The genotype FNL 68 and RF 101 had above average mean for umbels plant<sup>-1</sup>,  $S^2d_i = 0$  but the value of  $b_i \neq 1$ , indicating their adaptation to high input conditions. For umbels plant<sup>-1</sup> genotype RF 205 and FNL 67 had  $b_i = 1$  and  $S^2d_i = 0$ , but their mean was low, indicating their adaptation to stress environments (Table 3).

**Table 2.** Analysis of variance (mean squares) for phenotypic stability of yield and yield contributing characters in Fennel

Source	df	Mean square					
		Seed yield (kg ha <sup>-1</sup> )	Days to 50% flow	Plant height	Prim. Branch	Umbels <sup>-1</sup> plant	Umbelets umbel <sup>-1</sup>
Total	38	48198.2	71.8	194.5	2.0	34.0	48.5**
Genotypes	12	49045.9*	25.4*	273.9**	3.2	35.4**	21.4**
ENV	2	507452.1*	1008.4**	1221.2**	1.7	145.1**	21.4**
Environment (Gen × Env)	26	47806.9*	25.**	157.8**	1.4	33.4**	61.1**
Environment Linear	1	1014905.6*	17**	2442.0**	3.4	290.3**	1218.5**
Gen. × Env Linear	12	17107.5*	25.1**	122.7**	0.3	44.7**	30.3**
Pooled Deviation	13	1752.6*	8.2*	14.5**	2.3**	3.2**	0.1
Pooled error	13	878.4	8.2	0.2	0.1	0.1	6.8

**Table 3.** Stability parameters for yield and yield attributing traits in fenugreek

S.N.	Genotypes	Seed yield (kg ha <sup>-1</sup> )			Days to flower			Plant height (cm)		
		MEAN	bi	MSD	MEAN	B	MSD	MEAN	B	MSD
1	FNL 67	470.8	0.9	-784.2	93.4	1.5	11.6**	153.1	1.2**	0.5
2	FNL 68	374.9	0.9	-357.9	90.2	0.9	17.7**	169.4	1.0	1.3**
3	FNL 69	425.2	1.0	1623.5	86.6	1.3**	-0.1	164.8	0.7	68.9**
4	FNL 70	420.5	0.7	-796.2	87.5	1.1	5.2**	169.1	0.8	0.1
5	FNL 71	574.3	1.0	2262.9	84.3	0.8	10.3**	161.9	0.7	0.6**
6	FNL 72	652.1	0.3	1070.8	87.8	0.1	1.1**	160.8	1.4	23.3**
7	FNL 73	514.6	1.5	6542.8**	89.9	0.8	24.3**	173.3	2.4**	13.5**
8	FNL 74	587.6	1.6**	1211.1	91.0	1.6*	6.4**	162.3	2.6**	12.2**
9	FNL 75	503.4	1.8**	1845.3	94.4	0.7	8.1**	160.9	0.4	-0.2
10	FNL 76	462.8	1.4	-668.1	92.0	1.1	0.8**	154.9	0.1	4.5**
11	RF 101	673.4	0.3	655.5	89.1	1.1	15.4**	152.0	0.9	1.8**
12	RF 205	808.4	0.7	-795.9	92.2	0.6	0.9**	137.1	-0.3	58.6**
13	Local check	696.3	0.9	-444.8	87.4	1.3	4.3**	152.6	1.1	0.7**
S.N.	Genotypes	Prim branches			Umblets umbel <sup>-1</sup>			Umblets plant <sup>-1</sup>		
		MEAN	B	MSD	MEAN	B	MSD	MEAN	B	MSD
1	FNL 67	8.2	0.6	1.2**	24.0	1.8**	-6.8	15.7	0.4	0.8**
2	FNL 68	8.6	1.8	0.0	24.5	2.1**	-6.3	23.9	3.1**	1.6**
3	FNL 69	9.2	1.5	1.6**	24.4	0.8	-5.9	25.2	0.7	-0.1
4	FNL 70	8.0	0.3	0.8**	27.2	0.4	-6.8	24.9	1.1**	-0.1
5	FNL 71	6.9	-0.6	6.9**	19.5	0.3	-6.6	29.1	-0.6	0.0
6	FNL 72	7.1	0.8	0.7**	28.4	1.1	-5.8	22.7	-1.6	2.6**
7	FNL 73	7.6	1.8	0.0	28.4	1.4**	-6.7	23.1	0.2	0.2
8	FNL 74	10.2	2.0	6.3**	26.9	0.4	-6.8	20.3	-0.2	23.7
9	FNL 75	7.1	2.6	1.8**	28.1	1.4*	-5.0	19.1	2.4	7.9
10	FNL 76	7.0	1.9	3.2**	26.2	1.0	-6.8	18.3	1.9**	0.7**
11	RF 101	8.0	0.6	0.5**	28.3	1.5**	-6.6	23.1	2.9**	2.9**
12	RF 205	7.0	0.1	0.2**	23.0	0.4	-6.8	20.8	0.7	0.1
13	Local check	6.8	-0.4	5.7	27.7	0.5	-6.5	22.0	1.9**	0.0

**Table 4.** Two way table showing stable and unstable genotypes for seed yield verses component characters

Genotype no	Stable genotypes	Stability parameters (bi/S2di) of yield components				
		Days to flower	Plant height	Primary bran plant <sup>-1</sup>	Umbels plant <sup>-1</sup>	Umblets umbel <sup>-1</sup>
12	RF 205 (C )	S/S	S/*	S/S	S/S	S/S
13	Local fennel (C )	S/*	S/S	S/*	S/S	S/S

Where, S=stable genotypes; S/\*, \*/S and \*/\*=unstable genotype; bi=regression coefficient; S2di=deviation from regression line; \*: bi #1, S2di #0

Based on stability parameters genotypes RF 205 and Local fennel were classified as stable for seed yield plant<sup>-1</sup>, which had their mean seed yield greater than the average of all the genotypes with unit regression coefficient (bi =1) and non-significant deviation from regression (S<sup>2</sup>di =0). This indicated their high stability over all the environments during 2012-13 to 2014-15. Lal (2008) and Verma & Solanki

(2015) reported above average stability of Fennel genotypes for seed yield. The genotypes RF 101, FNL 72 and FNL 71 had above average mean, seed yield, regression coefficient of bi =1 but non-significant deviation from regression line (S<sup>2</sup>di=0). Hence, indicating its specific adaptability under good agronomic management practices.

**Table 5.** Superiority of fennel genotypes for yield over checks during 2012-13 to 2014-15

E.N.	E.name	Yield (kg ha <sup>-1</sup> )	2012-13		Disease reaction
			% superiority		
			RF 101(NC)	Local check	
6	FNL 67	578.1	NO	2.75	MR
11	RF 101 (c)	599.7	NO		MR
12	RF205 (c)	690.2	NO		MR
13	FNL (LC)	562.6	NO		MR
2013-14					
6	FNL 67		NO	6.36	MR
11	RF 101 (c)	686.9	NO		MR
12	RF205 (c)	777.1	NO		MR
13	FNL (LC)	630.3	NO		MR
2014-15					
1	FNL 74	918.4	25.2	2.5	MR
4	FNL 75	914.9	24.7	2.1	MR
20	FNL 73	872.0	18.9	-2.7	MR
3	FNL 71	807.3	10.0	-9.9	MR
4	FNL 76	770.4	5.0	-14.0	
	RF 205	957.9	30.6	6.9	
	Local check	896.2	22.2	0.0	
	RF 101	733.6	0.0		

Where, No=No superiority; NC=National check

For the present study the meteorological parameters recorded with Indian meteorological standard week of 31 for first week of sowing, 37 for vegetative stage, 43 for flowering stage and 49 for physiological maturity stage respectively for 2012-13 to 2014-15 (Table 6). It was observed that during sowing period average optimum temperature of 27.6°C + 21.2°C were present over all the three years. At the same time average maximum humidity of 88.2% with minimum of 66.9% were recorded during first week of sowing. During vegetative stage of fennel crop mean maximum temperature of 24.9°C and minimum temperature of 15.2°C with humidity range of

87.2% to 60.7% recorded. At flowering time consistent maximum minimum temperature of 24.9°C-15.2°C respectively registered with average humidity of 89.2% to 38.4% present. At physiological maturity mean maximum-minimum temperature of 32.0°C -15.0°C were registered while maximum humidity of 81.8% and minimum temperature of 37.3% were recorded. It was observed that at all the three years no rainfall during throughout the crop period.

The genotype FNL 67 had recorded 2.75 and 6.36 percent superiority for seed yield over local check during 2012-13 and 2013-14 respectively.

**Table 6.** Meteorological parameters during crop growth period from 2012-13 to 2014-15

Year	Temperature		Humidity		Rain fall (MM)
	(°C)		(%)		
	Max	Min	Max	Min	
	Seed germination week				
2012-13	27.85	18.57	90.71	61.14	Nil
2013-14	27.86	23.86	86	71.28	Nil
2014-15	27	21.28	88	68.14	Nil
Average	27.6	21.2	88.2	66.9	
	Vegetative stage				
2012-13	25.14	16.28	90.71	64.14	Nil
2013-14	24.29	13	80.28	53.71	Nil
2014-15	25.14	16.25	90.71	64.14	Nil
Average	24.9	15.2	87.2	60.7	
	Flowering stage				
2012-13	25.42	11.42	88.71	29	Nil
2013-14	25.71	15.42	89.57	57.28	Nil
2014-15	25.42	11.42	88.71	29	Nil
Average	25.5	12.8	89.0	38.4	
	Physiological maturity				
2012-13	32.71	14.71	83	32.71	Nil
2013-14	26.14	13.43	81.57	55.14	Nil
2014-15	37.14	16.71	80.71	24	Nil
Average	32.0	15.0	81.8	37.3	

During 2014-15 five genotypes FNL 74, FNL 75, FNL 73, FNL 71, and FNL 76 recorded high heterosis for seed yield over RF 205 and RF 101, whereas FNL 74 & FNL 75 registered positive heterosis over local check.

It was observed that national check (RF 205) showed wider stability for seed yield, days to flower, primary branches plant<sup>-1</sup>, umbels plant<sup>-1</sup> and umbelets umbel<sup>-1</sup> while local fennel had wider stability for seed yield (kg ha<sup>-1</sup>), plant height, umbels plant<sup>-1</sup> and umbelets umbel<sup>-1</sup>. While none of the test entries showed superior stable performance over the national and local checks during all the three years. This appears to be evidence for much greater genotype × environment interaction for the entries to be evaluated than for the pure lines. This is somewhat unexpected in view of the greater homeostasis in unfavorable environments usually found in heterozygous genotypes. This needs further study.

#### Acknowledgements

Authors are thankful to Project Coordinator of AICRP on Spices, Kozhikode for support and constant encouragement. Authors are also thankful to Directorate of Research, Indira Gandhi Krishi Vishwavidyalaya (IGKV) for providing facility for conducting trial successfully.

#### References

- Annual Report 2014 Department of Agriculture And Cooperation, Ministry of Agriculture Government of India, Krishi Bhawan, New Delhi, March, 2015 pp.28–29.
- Eberhart SA & Russell WA 1966 Stability parameters for comparing varieties. *Crop Sci.* 2: 357–361.
- Lal RK 2008 Stability and genotype × environment interaction in Fennel. *J. Herbs, Spices Med. Plants* 13: 47–54.
- Ramanujam S, Joshi BS, & Saxena M B L 1964 Extent and randomness of cross-pollination in some umbelliferous spices of India. *Indian J. Gen.* 24: 62–67.
- Ramanujam S & Tewari V P 1970 Heterosis breeding in Fennel. *Indian J. Gen. Plant Br.* 30: 732–737.
- Venkateswarlu O 1998 Phenotypic stability for grain yield in pigeonpea. *Int. J. Chickpea Pigeonpea Newslett.* 5: 41–42.
- Lal R K 2014 Stability and genotype × environment Interaction in fennel. *J. Herbs Spices Med. Plants* 13: 47–54.
- Verma P & Solanki RK 2015 Stability of seed yield and its component traits in fennel (*Foeniculum vulgare*). *Indian J. Agril. Sci.* 85: 1504–1507.
- Drazic S, Zinanovic T & Prodanovic S 2014 Stability of productive traits of genotypes of cultivated medicinal plants of family Apiaceae. *Biotechnol. Biotechnol. Equipments* 21: 100–106.



## Effect of irrigation methods and mulching on growth and yield parameters of chilli (*Capsicum annum* L.) in arid condition

R L Bhardwaj<sup>1</sup>, M M Sundria, S R Kumhar & N Kumar

Agricultural Research Station, Agriculture University, Jodhpur-342 304, Rajasthan.

\*E-mail: rajubhardwaj3@gmail.com

Received 20 May 2017; Revised 25 February 2018; Accepted 26 March 2018

### Abstract

The research work was carried out to study the impact of various irrigation methods and mulching on plant growth, production and profitability of chilli *cv.* R.Ch. 1 at Agricultural Research Station, Mandor, Jodhpur during July, 2016 to February, 2017. The results of surface irrigation were compared with drip irrigation system under no mulch and in conjunction with plastic mulch. The results revealed that the crop was irrigated by drip irrigation on raise bed with 100 micron Linear Low Density Poly Ethylene plastic mulch (T<sub>8</sub> treatment) exhibited significantly higher seedling survival at 15 and 30 days after transplanting (95.16% and 91.70%), highest plant height (47.10 cm at 45 DAT and 54.60 cm at harvest), highest number of branches (14.93) plant<sup>-1</sup>, maximum stem girth (2.32 cm) number of roots plant<sup>-1</sup> (138.5), highest fruit set (38.47%), length of fresh fruit (12.56 cm), diameter of fruit (3.52 cm) and fresh weight of fruit<sup>-1</sup> (8.42g) was observed. The maximum number of fruits plant<sup>-1</sup>(125), highest yield plant<sup>-1</sup> (1052.5g), yield ha<sup>-1</sup> (337.63q) and premier fruit quality score (9.11) with maximum net return (Rs.326407.28) and benefit: cost ratio (3.41) was also reported in same treatment. Comparatively minimum time (15 hours) required for one hectare irrigation was also reported in drip irrigation on raise bed with plastic mulch. This led to lower population of white fly plant<sup>-1</sup> (4.53), minimum weed infestation (1.53 weed m<sup>-2</sup>), leaf curl (5.50%) and fruit rot (5.0%) incidence than other treatment combinations. The minimum growth, yield and profitability were reported in check basin method of irrigation without mulch (T<sub>1</sub> treatment).

**Keywords:** *Capsicum annum*, Day After Transplanting, leaf curl, surface irrigation, survival

Chilli (*Capsicum annum* L.) is an important commercial vegetable cum spice crop of India belongs to the family Solanaceae. The production of chilli crop is affected adversely by moisture deficit. Productivity of the crop can be increased by adopting improved package of practices, particularly *in-situ* moisture

conservation by mulching as well as high-tech irrigation especially drip irrigation with appropriate irrigation scheduling. Use of soil cover and mulching is also known to be beneficial chiefly through their influence on soil moisture conservation, solarization and control of weeds. Beneficial response of plants

<sup>1</sup>Agricultural Research Station, Mandor, Jodhpur-342 304, Rajasthan.

to mulch includes early production, more yield and reduced insect and disease problems (Pattanaik *et al.* 2003). Linear Low Density Poly Ethylene (LLDPE) plastic films have been proved as better mulch because of their puncture resistance quality, thinness and lower cost (Panda 2004). Numerous experiments have reported the benefits of LLDPE mulch in several crops, but research is limited on response of chilli production in western Rajasthan by this method. Keeping this in background, the present study was undertaken to study the effect of different irrigation methods and mulching on chilli crop and compare the result with the conventional method of growing the crop under surface irrigation without mulch.

A field experiment was conducted at Agricultural Research Station, Mandor, Jodhpur (Rajasthan), India during *kharif* seasons of year 2016-17. The soil of experimental plot was of sandy loam texture with average pH range 8.5, having organic carbon 0.55%, available N 180 kg ha<sup>-1</sup>, P 27.5 kg ha<sup>-1</sup> and K 250.0 kg ha<sup>-1</sup> during experimentation. The experiment was conducted in a completely randomized design having nine treatments comprising by different irrigation methods and mulching *viz.*, T<sub>1</sub> = Check basin method, T<sub>2</sub> = furrow irrigation method, T<sub>3</sub> = Raise bed with trench method, T<sub>4</sub> = Flat bed with drip irrigation, T<sub>5</sub> = Flat bed + plastic mulch + drip irrigation, T<sub>6</sub> = Raise bed with drip irrigation, T<sub>7</sub> = Raise bed + organic mulch + drip irrigation, T<sub>8</sub> = Raise bed + plastic mulch + drip irrigation, T<sub>9</sub> = Sprinkler irrigation method. In well prepared field, transplanting of Chilli seedlings variety RCh 1 of 35-40 days old were planted in pair row method with a spacing of 45cm x 45 cm/90 cm (33,333 plant ha<sup>-1</sup>) during last week of June. In check basin and sprinkler system of irrigation the bed size is 2 x 2 meter and in all other methods is 1 x 4 meters. The cultural practices of the crop were followed as per the recommendations. The organic material and LLDPE silver colour film of 100-micron thickness was used for mulching around the plant. The lateral lines of 12 mm diameter LLDPE pipes were laid along with crop rows.

The laterals were provided with inlet drippers of 8 litre hr<sup>-1</sup> discharge capacity. All the observations were taken from five randomly selected plant of each replication throughout the investigation period at appropriate time by adopting standard method for growth, development, fruiting behavior and yield.

Seedling survival per cent (after transplanting in main field at 15 DAT and 30 DAT) was recorded by following formula;

Survival percent = [Total survival transplanted plants / Total transplanted plants] × 100

Plant height (at 45 DAT and at harvesting) was measured from soil surface upto the highest shoot tip by straightening all branches. Stem girth was measured 1 cm from the base of the stem using vernier calliper. Observation of number of branches, days taken to first flower initiation, duration of fruiting period and number of fruit plant<sup>-1</sup> was recorded by standard counting method. Number of roots, root length was measured by destructive method of uprooting the plants and taking measurement by standard method. Length of fresh fruits measured by scale and fruit diameter using vernier calliper and expressed in centimeter. Fruit set per cent was recorded by following formula;

Fruit set per cent = [Total number of fruit set plant<sup>-1</sup> / Total number of flowers plant<sup>-1</sup>] × 100

Fruit weight was determined by weighing method at the time of harvesting and expressed in gram fruit<sup>-1</sup>. The total fruit yield plant<sup>-1</sup> and hectare<sup>-1</sup> was calculated by weighing total marketable fruits and has been expressed in gram and quintal respectively. Further, the net return was calculated by subtracting cost of each treatment from gross return. The gross return was calculated from yield multiplied by average market rate during the period of investigation. The benefit cost ratio was calculated by dividing net return to total cost of cultivation. Benefit-Cost ratio and net profit were carried out to determine the economic feasibility of the crop using surface and drip irrigation as suggested by Tiwari *et al.* (1998a).



The seasonal system cost of drip irrigation system included depreciation, prevailing bank interest rate, and repair and maintenance cost of the system. The fixed cost of drip irrigation system was determined to be Rs 112,000 ha<sup>-1</sup>. The useful life of drip system was considered to be 10 years. The system cost was evaluated by distributing the fixed cost of system over life period of drip irrigation set. For calculating depreciation, the life of the drip irrigation set and 10% junk value was considered. The interest was calculated on the average of investment of the drip irrigation set taking into consideration the value of the set in the first and last year @10% per annum. Cost of repairs and maintenance of set is @2% of initial cost of the drip irrigation set per year. The cost of cultivation includes expenses incurred in land preparation, interculture operation, fertilizer, crop protection measures, irrigation water and harvesting with labour charges. Therefore, total seasonal cost was worked as: depreciation, interest, repairs and maintenance cost of set + cost of cultivation + cost of mulch. The income from produce was calculated using prevailing average market price of capsicum @ Rs 1250 q<sup>-1</sup>. Disease incidence (leaf curl and fruit rot) and quality of fruits was measured by visual inspection (Five member team of crop experts and plant pathologist). White fly population plant<sup>-1</sup> and weed infestation meter<sup>-2</sup> was calculate by simple counting method. The time required for irrigation was calculated as per actual required time of irrigation of specified area by different methods of irrigation. To test the significance of variance of data obtained from crop growth, yield and economics of variance technique for completely randomized design was done by standard procedure prescribed by Panse & Sukhatme (1985). Significance of difference among the treatments effect was tested by 'F' test and critical difference (CD) was calculated, wherever the results were significant.

The results revealed that, the irrigation methods and mulching are significantly influenced growth attributes at all the growth stages (Table 1). The maximum seedling survival per

cent at 15 DAT (95.10%) and 30 DAT (91.70%) was recorded in T<sub>8</sub> treatment, which was significantly superior to other treatment but at par with T<sub>6</sub>, and T<sub>7</sub> treatments. The maximum survival per cent of seedling in T<sub>8</sub> treatment might be due to more favourable moisture condition for seedling transplanting and re-establishment of roots than others. The height of plant under treatment T<sub>8</sub> (47.10 cm at 45 DAT) and treatment T<sub>6</sub> (62.60 cm at harvest) was found highest among all other treatments and is 67.19% and 13.40% higher than the T<sub>1</sub> treatment. About to number of branch plant<sup>-1</sup>, maximum value was recorded in treatment T<sub>8</sub> (14.93) followed by treatment T<sub>7</sub> (12.53) and the lowest value was in treatment T<sub>1</sub> (7.17). Maximum stem girth at harvest (2.36 cm) and highest number of roots plant<sup>-1</sup> (138.50) were observed in T<sub>8</sub> treatment whereas longest root system (10.50 cm) was observed in T<sub>3</sub> treatment. The minimum stem girth (1.68 cm) and the number of roots plant<sup>-1</sup> (53.57) were observed in T<sub>1</sub> treatment whereas shortest root system (7.97 cm) was observed in T<sub>9</sub> treatment. The higher available moisture status in soil favourably influences the uptake of nutrients which maintains the cell turgidity, cell elongation, photosynthesis and respiration at optimum level, leading to favourable growth and development of plant in terms of plant height, number of branches plant<sup>-1</sup>, stem girth and number of root plant<sup>-1</sup> in the present study. The highest increase in vegetative growth in drip irrigation with mulching might be due to the availability of soil moisture as well as favourable temperature at optimum level for plant growth development (Pattanaik *et al.* 2003; Paul *et al.* 2013). The lowest value of vegetative growth in T<sub>1</sub> might be because of unfavourable moisture regime (moisture stress or excess moisture) in the soil through surface irrigation and competition of weeds for nutrients (Pattanaik *et al.* 2003; Agrawal & Agrawal 2005). The increased growth attributes might have supplied water and nutrients in adequate proportion, which resulted in triggering the production of plant growth hormone, *viz.*, indole acetic acid (IAA) and

**Table 1.** Effect of different irrigation methods and mulching on vegetative parameter of chilli

Treatments	Seedling survival %		Plant height (cm)		Average number of branches plant <sup>-1</sup>	Stem girth at harvest (cm)	Length of root (cm)	No. of roots plant <sup>-1</sup>
	15 DAT	30 DAT	45 DAT	At harvest				
T <sub>1</sub>	78.17	73.93	28.17	55.20	7.17	1.68	9.50	53.57
T <sub>2</sub>	82.37	79.23	29.07	57.30	8.07	1.86	10.00	69.77
T <sub>3</sub>	86.97	83.83	32.07	61.70	8.27	1.88	10.50	78.37
T <sub>4</sub>	88.40	84.73	34.03	61.55	9.48	2.26	8.53	102.50
T <sub>5</sub>	90.10	86.33	38.53	61.70	10.28	2.33	8.03	108.70
T <sub>6</sub>	92.50	89.33	40.43	62.60	9.98	2.32	9.03	119.00
T <sub>7</sub>	93.40	90.90	41.97	53.20	12.53	2.30	8.97	135.70
T <sub>8</sub>	95.10	91.70	47.10	54.60	14.93	2.36	8.47	138.50
T <sub>9</sub>	85.20	80.10	34.90	56.70	9.73	2.00	7.97	110.10
S.Em. +	1.646	1.539	2.173	1.859	0.442	0.088	0.228	1.300
CD (P<0.05)	4.871	4.556	6.432	5.504	1.327	0.260	0.675	3.848

higher number of leaves and roots throughout the cropping period (Sankar *et al.* 2008).

The drip irrigation in combination with mulch significantly increased the yield of chilli as compared to drip irrigation without mulch (Table 2) and surface irrigation methods. The minimum days (42.38) required for first flower initiation was reported in T<sub>9</sub> treatment whereas the maximum days (51.39) was required in T<sub>5</sub> treatment. Among various treatments, highest fruit set (38.47%), length of fresh fruit (12.56 cm), diameter of fruit (3.52 cm), duration of fruiting (71.38 days), fresh weight of fruit<sup>-1</sup> (8.42 g), maximum number of fruits plant<sup>-1</sup> (125), highest yield plant<sup>-1</sup> (1052.5 g) and yield ha<sup>-1</sup> (337.63 q) was recorded under T<sub>8</sub> treatment, whereas lowest yield (153.45 q ha<sup>-1</sup>) was recorded under T<sub>1</sub> treatment. This might be due to water stress during the critical growth period and fruit development stage coupled with aeration problem in first few days immediately after irrigation. Another reason to get low yield by surface irrigation without mulch might be due to less availability of nutrients for crop growth due to leaching and

high weed competition between the crops (Pattanaik *et al.* 2003). In drip irrigation system on raise bed with plastic mulch the water is applied at a low rate for a longer period at frequent intervals near the plant root zone through lower pressure delivery system, which increases the availability of nutrients near the root zone with a reduction in leaching losses and minimum weed competition. More nutrient availability, especially near the root zone might have increased the translocation of photosynthetes to storage organ of chilli resulting in an increased weight of fruits. This result corroborated the findings of Singh (2007), Sankar *et al.* (2008), Paul *et al.* (2013) and Kumar *et al.* (2016).

Irrigation methods and mulching also significantly influenced the gross return, net return and benefit cost ratio in chill (Table 3). Maximum net profit of Rs. 326407.28 ha<sup>-1</sup> with B: C ratio of 3.41 was recorded in T<sub>8</sub> treatment followed by Rs 296192.61 ha<sup>-1</sup> with B: C ratio of 3.11 in T<sub>5</sub> treatment and lowest net profit of Rs 119007.80 ha<sup>-1</sup> with a B: C ratio of 1.63 in T<sub>1</sub> treatment (Table 3). It is observed that, the drip

**Table 2.** Effect of different irrigation methods and mulching on yield and yield attributes of chilli

Treatments	First flower initiation (DAT)	Fruit set %	Length of fresh fruit (cm)	Diameter of fresh fruit (cm)	Duration of fruiting (days)	Weight of single fresh fruit (gm)	No. of fruits plant <sup>-1</sup>	Yield plant <sup>-1</sup> (gm)	Yield ha <sup>-1</sup> (q)
T <sub>1</sub>	45.70	17.23	10.75	2.87	52.70	7.63	60.33	460.34	153.45
T <sub>2</sub>	47.70	17.01	11.30	2.75	54.00	7.79	65.33	508.95	169.65
T <sub>3</sub>	47.40	21.31	11.35	2.78	56.10	7.82	68.33	534.37	178.12
T <sub>4</sub>	49.19	27.00	12.01	3.01	62.39	7.97	74.17	591.11	197.03
T <sub>5</sub>	51.39	31.81	12.19	3.14	68.59	8.23	114.17	939.59	313.19
T <sub>6</sub>	49.99	30.89	12.39	3.22	60.39	8.26	89.17	736.52	245.50
T <sub>7</sub>	46.58	36.74	12.30	3.28	66.38	8.36	95.00	794.20	251.53
T <sub>8</sub>	48.38	38.47	12.56	3.52	71.38	8.42	125.00	1052.50	337.63
T <sub>9</sub>	42.38	16.27	11.57	3.10	47.58	7.90	75.00	592.50	184.30
S.Em. +	1.247	1.570	0.201	0.059	1.247	0.133	1.302	9.913	8.257
CD (P<0.05)	3.693	4.649	0.595	0.176	3.693	0.395	3.854	29.337	24.437

irrigation with mulched treatments T<sub>5</sub>, T<sub>7</sub> and T<sub>8</sub> gave better net return with higher B: C ratio ha<sup>-1</sup> than their corresponding treatments without mulching in conventional irrigation method. The highest net return (US\$ 7098 ha<sup>-1</sup>), incremental net return (US\$ 1556 ha<sup>-1</sup>), and incremental benefit-cost ratio (7.03) were found for 50% water application with straw mulch (Biswas *et al.* 2015). The results are in conformity with the findings of Singh (2007), Sankar *et al.* (2008) and Kumar *et al.* (2016). Apart from reducing water consumption, drip irrigation with mulching also helps in reducing cost of cultivation and improving productivity of crops as compared to the same crops cultivated under flood method of irrigation (Paul *et al.* 2013).

Irrigation time significantly pretentious by different irrigation methods. The minimum time required in irrigation (14.50 hours) in T<sub>5</sub> treatment which closely followed by T<sub>8</sub> treatment. Drip irrigation method with or without mulching required less irrigation time than without mulching in conventional irrigation method. There was significant effect

of LLDPE mulch over drip irrigation system alone. Drip irrigation with LLDPE mulching (T<sub>5</sub> & T<sub>8</sub> treatment) saving irrigation time (21.40 hour ha<sup>-1</sup> and 21.35 hour ha<sup>-1</sup>) upto 60 per cent by reducing water losses and increased irrigation efficiency. The increase in water saving per cent in trench method (T<sub>2</sub>), drip irrigation system alone (T<sub>4</sub>), drip irrigation system with LLDPE mulch (T<sub>5</sub> & T<sub>8</sub>), drip irrigation with organic mulch (T<sub>7</sub>) and sprinkler system (T<sub>9</sub>) over conventional surface irrigation by check basin method (T<sub>1</sub>) was 38.8%, 46.6%, 60.0%, 54.4% and 41.9% respectively. The highest water use efficiency of 592 kg ha<sup>-1</sup> mm<sup>-1</sup> was obtained with 50 per cent water application under polyethylene mulch (Biswas *et al.* 2015). Drip irrigation with mulching helps to achieve yield gains of upto 100 per cent, water savings of upto 40-80 per cent, and associated fertilizer, pesticide, and labour savings over conventional irrigation systems in capsicum crop (Paul *et al.* 2013). Similar trend has been reported in water use efficiency for okra crop by Tiwari *et al.* (1998a) and for tomato crop by Singh (2007).

**Table 3.** Effect of different irrigation methods and mulching on economics, fruit quality, water saving (%), insect-pest and weed infestation of chilli

Treat-ments	Net Return	B:C ratio	Quality score of fruits	Water saving (%) time (h) for ha <sup>-1</sup> irrigation	No. of white fly plant <sup>-1</sup>	Fruit Rot (%)	Leaf curl (%)	Weed Infestation
T <sub>1</sub>	119007.80	1.63	7.24	36.30 (0.0%)	17.43	20.02	15.84	30.03
T <sub>2</sub>	135858.99	1.78	7.46	22.20 (38.8%)	13.73	18.02	12.34	17.43
T <sub>3</sub>	144550.55	1.85	8.04	22.45 (38.2%)	12.43	14.02	10.84	15.53
T <sub>4</sub>	170392.68	2.24	8.00	19.40 (46.6%)	11.60	10.82	9.50	12.40
T <sub>5</sub>	296192.61	3.11	8.50	14.50 (60.0%)	7.90	7.82	7.30	2.10
T <sub>6</sub>	225678.88	2.78	8.20	18.15 (50.0%)	10.40	8.82	8.60	10.10
T <sub>7</sub>	230913.36	2.77	8.50	16.55 (54.4%)	9.53	6.00	8.10	5.73
T <sub>8</sub>	326407.28	3.41	9.11	14.55 (60.0%)	4.53	5.00	5.50	1.53
T <sub>9</sub>	152772.53	1.97	6.50	21.10 (41.9%)	15.43	19.00	13.40	32.18
S.Em. +	0.001	0.005	0.162	1.247	0.346	0.568	0.227	0.394
CD (P<0.05)	0.003	0.017	0.480	3.693	1.026	1.68	0.672	1.166

Occurrence of chilli leaf curling and fruit rot was detected throughout the investigation period. The best performance, with a marked reduction in leaf curling and fruit rot and improve fruit quality was observed in drip irrigation with LLDPE mulching (Table 3). The minimum incidence of fruit rot (5.0%), leaf curling (5.5%) and highest quality score of fruit (9.11) was observed in T<sub>8</sub> treatment which was closely followed by T<sub>7</sub> and T<sub>5</sub> treatments where as maximum incidence of fruit rot (20.02%) and leaf curling (15.84%) was reported in check basin method of irrigation (T<sub>1</sub> treatment) whereas minimum quality score (6.50) was observed in T<sub>9</sub> treatment. Presence of white fly and weed was observed throughout the investigation period. The minimum population of white flies (4.53 plant<sup>-1</sup>) and weed infestation (1.53 weed m<sup>-2</sup>) was observed in T<sub>8</sub> treatment whereas highest incidence of white flies (17.43 plant<sup>-1</sup>) and weed infestation (30.03 weed m<sup>-2</sup>) was observed in T<sub>1</sub> treatment. This is due to the fact that in drip irrigation with mulching significantly reduced additional moisture level in field environment which in turn increase quality of fruits and reduce disease infestation,

white fly population as well as it also trim down weed seed germination, growth and development. The increase in quality of fruits was due to the effective utilization of applied nutrients, water and significantly reduced weed growth; disease incidence and increased rate of photosynthesis, sink capacity and accumulated more amounts of dry matter and finally increased quality of fruits and yield. Conventional surface irrigation methods without mulching provide favorable environmental condition for increase insect population and development of disease as well as germinate and develop high density weed plants. The beneficial effect of drip irrigation and black LLDPE mulch in capsicum, tomato and okra was also reported earlier by Horo *et al.* (2003); Singh (2007); Vankar & Shinde (2007), Bhardwaj & Sarolia (2012), Paul *et al.* (2013).

The combination of raised bed + drip irrigation system with LLDPE mulching is observed to be economical and cost effective as compared with conventional surface irrigation without mulching. Thus, the use of drip irrigation system either alone or in combination with

mulching, could increase the chilli yield quality of fruits and profitability. It also reduces white fly population, disease incidence (root rot and leaf curling) and minimise with crop weed competition. Drip irrigation with mulching increase water use efficiency by significant reduction in irrigation time ha<sup>-1</sup>. It is concluded that the drip irrigation method with LLDPE mulching is suitable for chilli production in arid and semi arid condition of western Rajasthan.

## References

- Agrawal N & Agrawal S 2005 Effect of drip irrigation and mulches on the growth and yield of banana *cv.* Dwarf Cavendish. Indian J. Hort. 62: 238–240.
- Biswas S K, Akanda A R, Rahman M S & Hossain M A 2015 Effect of drip irrigation and mulching on yield, water-use efficiency and economics of tomato. Plant Soil Environ. 61: 97–102.
- Bhardwaj R L & Sarolia D K 2012 Effect of mulching on crop production under rainfed condition: A Review. Agri. Rev. 34: 188–197.
- Horo P, Choudhary B M, Prasad B N & Kandeyang S 2003 Effect of micro irrigation on growth and yield of tomato in Jharkhand. The Orissa J. Hort. 31: 80–83.
- Kumar R, Himanshu Trivedi, Rahul Yadav, Bhagwan Das & Ankur Singh Bist 2016 Effect of drip irrigation on yield and water use efficiency on Brinjal (*Solanum melongena*) *cv.* Pant samrat. Int. J. Engg. Sci. Res. Technol. 5: 7–17.
- Panda S C 2004 Mulching. In: Panda S C, Patnaik K K, Mishra J N, Pradhan P C & Alim M A (Eds.), Training Manual on Precision Farming in Horticulture. PFDC, OUAT, Bhubaneswar.
- Panse V G & Sukhatme P V 1985 Statistical Methods for Agricultural Workers. ICAR, New Delhi, pp.63–100.
- Pattanaik S K, Sahu N N, Pradhan P C & Mohanty M K 2003 Response of Banana to drip irrigation under different irrigation designs. J. Agri. Engg. ISAE 40: 29–34.
- Paul J C, Mishra J N, Pradhan P L & Panigrahi B 2013 Effect of drip and surface irrigation on yield, water use efficiency and economics of capsicum (*Capsicum annum* L.) grown under mulch and non-mulch conditions in eastern coastal India. European J. Sustainable Dev. 2: 99–108.
- Sankar V, Lawande K E & Tripathy P C 2008 Effect of micro irrigation on growth, yield and water-use-efficiency of onion (*Allium cepa*) under Western Maharashtra conditions. Indian J. Agri. Sci. 78: 584–588.
- Tiwari K N, Mal P K, Singh R M & Chattopadhyaya A 1998a Response of Okra to drip irrigation under mulch and non-mulch conditions. Agril. Water Manag. 38: 91–102.



## Evaluation of stable and non shattering isabgol cultivar - Gujarat isabgol 4

D G Patel, H B Patel\*, P T Patel, H Patel & A U Amin

Seed Spices Research Station, Sardarkrushinagar Dantiwada Agricultural University,  
Jagudan-382 710, Mahesana, Gujarat.

\*E-mail: hirenpbg@yahoo.co.in

Received 02 November 2017; Revised 10 April 2018; Accepted 28 April 2018

### Abstract

Isabgol growing area was surveyed during 2009-10 and selected genotypes were evaluated in preliminary evaluation trial (PET) during 2010-13 and in large scale varietal trial (LSVT) during 2013-15. It was found that JI-09-21 recorded better growth and yield characters and yield over check Gujarat Isabgol 3. The JI-09-21 did not shatter much even after water dripping and recommended for cultivation as Gujarat Isabgol 4.

**Keywords:** gujarat isabgol 4, isabgol, new variety, non shattering type

Isabgol (*Plantago ovata* Forsk) is a short duration, more remunerative and medicinally important crop of arid and semiarid regions. In India, it is largely grown in Gujarat, Rajasthan, Madhya Pradesh and Haryana. The area under Isabgol in India during 2014-15 is 1.09 lakh hectares. The production recorded 72 thousand MT with productivity of 660 kg ha<sup>-1</sup>. In Gujarat, area mostly falls in Banaskantha, Kachchh and Patan districts with acreage of nine thousand hectare with production and productivity 5000 MT and 556 kg ha<sup>-1</sup>, respectively during 2015-16 (Anonymous 2016a). During the last decade, area and production of isabgol has decreased to the tune of 343% and 281%, respectively, mainly due to problems of seed shattering. At the time of maturity, unseasonal rain or heavy dew leads to failure of the crop which is the fact for reduction of area under Isabgol (Anonymous 2016b). The objective of the study was to evolve non-shattering isabgol cultivars.

Isabgol growing area of Kachchh in Gujarat was surveyed during 2009-10 and subsequently genotypes were evaluated. First three years (2010-11 to 2012-13) 13 genotypes (JI-09-03, 07, 10, 13, 15, 16, 20, 21, 22, 23, 24, 25 and 26) with check (Gujarat Isabgol -03) were evaluated in preliminary evaluation – trial (PET). During 2013-14 and 2014-15, nine genotypes (JI-08-02, JI-09-07, 13, 16, 20, 21, 22, 24 and 25) along with check (Gujarat Isabgol -03) was tested. The trials were carried out at three different locations *viz.*, Jagudan, Kholwada and Deesa in a randomized block design with three replications.

The stability analysis of variance and stability parameters *viz.*, linear regression coefficient (bi) and deviation from regression (S<sup>2</sup>di) of genotype means over environment were computed as suggested by Eberhart & Russell (1966).

Shattering per cent was computed as suggested by Singh *et al.* (2005) and Chandra (1967). Five

plants in each replication were selected at maturity stage. Entire spike were dipped in water and then observed for seed shattering from selected plants. The percentage of seed shattering calculated by using a following formula.

Shattering per cent = [(Expected seed yield - Seed wt. after threshing) / (Expected seed yield)] × 100

Expected seed yield = H.I. × Sun Dry wt. (kg) / 100

Considering eight trials at three locations for five years, JI-09-21 was recorded higher (928 kg ha<sup>-1</sup>) seed yield against 830 kg ha<sup>-1</sup> of Gujarat Isabgol 3 (GI 3), which was 11.78% higher than GI-3 (Table 1). The new variety named as

Gujarat Isabgol 4 was having more tillers plant<sup>-1</sup> (6.0), more spikes plant<sup>-1</sup> (22.7), seeds spike<sup>-1</sup> (80.7), higher test weight (1.58 gm) and high swelling factor (11.4 cc g<sup>-1</sup>) than that of check variety GI-3, due to these yield contributing traits GI-4 is having high seed yield potential (Table 3). The similar kind of results also obtained by Prajapati *et al.* (2011).

Gujarat Isabgol 4 recorded high mean with regression coefficient (bi) near unity and deviation from regression (S<sup>2</sup>di) around zero for seed yield, indicating GI-4 has average responsiveness and are highly stable over environments (Table 2).

The new culture has compact spike and did not separate easily even after dipping in water. Only 7.25% seeds shattered after dipping in water.

**Table 1.** The comparative yield performance (kg ha<sup>-1</sup>) of JI-09-21 (GI 4) over different locations

Year	Trial	Yield (kg ha <sup>-1</sup> )		IOC (%)	Rank	S.Em. ±	CD (P<0.05)	C.V. %
		JI-09-21	GI-3					
Jagudan								
2010-11	PET	1014	894	13.42	1/14	56	167	10.80
2011-12	PET	1078	948	13.71	1/14	49	150	10.39
2012-13	PET	907	863	5.10	2/14	51	155	9.47
2013-14	LSVT-II	946	874	8.24	1/10	52	155	11.55
2014-15	LSVT-II	949	812	16.87	1/10	50	148	11.12
	Mean (5)	979	878	11.46	-	-	-	-
Kholwada								
2013-14	LSVT-II	878	769	14.17	1/10	52	154	13.78
2014-15	LSVT-II	852 *	759	12.25	1/10	31	91	9.56
	Mean (2)	865	764	13.22	-	-	-	-
Deesa								
2014-15	LSVT-II	799	722	10.66	3/10	73	215	14.79
Overall Mean (8 trials)....		928	830	11.78	-	-	-	-
Superiority over check....		8/8	-	-	-	-	-	-

**Table 2.** Stability Analysis for seed yield in Isabgol

Variety	Yi (mean seed yield )(kg plot <sup>-1</sup> )	bi(reg. coeff.)	S <sup>2</sup> <sub>di</sub> (mean Sq. dev.)
JI -09-21(GI 4)	0.82	0.94	0.00
GI-3 (Ch)	0.42	0.80	0.00
Mean	0.39	-	

**Table 3.** Comparative yield and quality attributes of JI -09-21 (GI 4)

Character	Mean	
	JI -09-21 (GI 4)	GI 3
Days to flowering	63	64
Days to maturity	102	104
Plant height (cm)	31.0	31.3
No. of tillers plant <sup>-1</sup>	6.0	5.0
No. of spikes plant <sup>-1</sup>	22.7	20.2
Spike length (cm)	4.7	4.5
No. of seeds spike <sup>-1</sup>	80.7	76.4
1000 grain weight (g)	1.579	1.542
Swelling factor (cc g <sup>-1</sup> )	11.4	9.1

**Table 4.** Effect of water dipping on shattering of isabgol seed

Variety	Without Dipping		H.I%	Dipping in Water (Average of four sample)			
	Dry wt. (kg)	Seed wt. (kg)		Dry wt. (initial) (kg)	Sun dry wt. (kg)	Seed wt. after threshing (kg)	Shattering of seeds (%)
GI 4 (JI-09-21)	1.027	0.175	17.03	0.894	0.731	0.115	7.25
GI 3	0.959	0.158	16.47	1.038	0.811	0.037	70.07

GI-4 recorded 89.67% less shattering than that of check variety, which revealed that Gujarat Isabgol 4 was non shattering in habit as compared to Gujarat Isabgol 3 which is prone to high seed shattering. The post dipped seed weight of GI 4, -was 0.115 kg threshed seeds, which was 96% higher than that of the post dipped seed yield of GI-3 (0.037 kg threshed seeds) (Table 4). Hence, Gujarat Isabgol 4 recommended for cultivation.

### Acknowledgments

The authors are thankful to Prof. M.M. Patel and Prof. P.R. Patel, Assistant Research Scientist, SDAU, Kholwada and Dr. S.K. Jain, Assistant Research Scientist, SDAU, Deesa, for technical support and to conduct experiment.

### References

Anonymous 2016a District wise area and production of spices crops in Gujarat State.

Directorate of Agriculture, Gujarat State, Gandhinagar.

Anonymous 2016b Spices exports go up by 15 per cent in value. Spices India. A Journal Published by Spices Board, Cochin. 1: 7.

Chandra V 1967 Studies in cultivation of *Plantago ovata* Forsk. Indian J. Pharm. 29: 331-332.

Prajapati D B, Patel K P & Ravindrababu Y 2011 Gujarat Isabgol-3 a promising cultivar of Isabgol. Int. J. Forest Crop Improv. 2: 81-84.

Eberhart S A & Russell W A 1966 Stability parameters for comparing varieties. Crop Sci. 6: 36-40.

Singh R N, Patel K V & Desai N N 2005 Value addition through processing of Isabgol. In: Tikka S B S, Arha M D, Jaimini S N, Tajane K R & Patel N B (Eds.). Abstr. National Symposium on Stress Management. 11-13 April, S. D. Agriculture University, S. K. Nagar, Gujarat (pp.147), Gujarat Society of Genetics & Plant Breeding, S. K. Nagar.