



Avifaunal diversity in Gulbarga region, north Karnatak

Manjunath and Bhaskar Joshi*

Department of Zoology, Gulbarga University, Gulbarga, Karnataka, India.

Abstract

The study involves of bird fauna in Gulbarga region within radius of about 100km which include, Gulbarga University campus, Gulbarga city, Chandrampalli forest areas and Surpur- Bonal reservoir. The study area (Gulbarga) lies between 17° 04' - 77° 42' longitude and 16° 12' - 17° 46' north latitude and is placed 45 meters above the mean sea level. Gulbarga has a climate that is almost typical of south Indian peninsula with semi-arid conditions. The temperature between 14°C, – 45°C; in winter to in summer and the average rainfall being 702mm. The forest area of the District is 275 sq. miles, occupying about 4% of the geographical area. The forests are primarily deciduous at North Eastern Zone, with reasonably dense tree growth. Chincholi taluk itself reprints 50% of the forest and possess teak, rosewood trees. The objective of the study included evaluation of species composition, relative abundance and distribution of avifauna of the chosen region. Line and point transect technique method were used for the survey purpose. A total of 115 species of birds belonging to 16 orders and 41 families were recorded. The Species consisting 85 resident, 27 winter and summer migrants were identified. Among the birds recorded in this study, 47 species were insectivorous, 11 omnivorous, 20 piscivorous, 8 carnivorous, 17 frugivorous, and 13 grainivorous.

Keywords: Avifauna, diversity, Gulbarga region, north Karnataka.

INTRODUCTION

Diversity of avifauna is one of the most important ecological indicators to evaluate the quality of habitats. Avifaunal diversity has been decreasing due to the destruction of natural habitat and human activities. Most of the birds are useful to mankind. Birds play a useful role in the control of insect pests of agricultural crops, as predators of rodents, as scavengers, as seed dispensers and as pollinating agents. Birds thus form an important component in natural ecosystem. Protection and maintenance of avifaunal diversity is important in maintaining species diversity of plants and animals. Therefore birds are reared not only for preserving ecological balance but also for products of economic importance and as down feathers. (Simeone *et al* 2002).

Birds are often common denizens of the ecosystems and they have been considered as an indicator species of inhabited areas (Blair, 1999). Studies have shown that depressed abundance of various bird species in most human inhabited parts of the world today is of concern as cities are growing rapidly both in area and in population (Emlen, 1974; Donaldson *et al.*, 2007). Population of birds is a very sensitive indicator of degree of pollution in both terrestrial and aquatic ecosystem (Gaston, 1975; Hardy *et al.* 1987). The estimation of local densities of avifauna helps to understand the abundance of various species of other organisms (Turner, 2003). One of the major priorities in conserving animals is monitoring their populations to find methods for their long term survival (Caughley,

1982).

There are approximately 9,990 bird species on our planet, distributed in 29 orders, 195 families, and 2,113 genera. The order *Passeriformes* include 58% of all extant bird species and among the non-passerines, the *Apodiformes* is the most diverse order, totaling roughly 443 species, which is about 4% of the total of world bird species. The most representative passerine family in species numbers is *Tyrannidae*, with around 410 *Psittacidae*, represented by the macaws, parrots, lorises, and lorikeets, has the greater species number, with around 374 species. The genus *Nectarinia* (some sunbirds) shows the greater bird species richness in the world with 78 species.

On account of their varied anatomical and ecological adaptations, birds have a worldwide distribution. The most distinctive zoological region for avifauna is the Neotropical region, with around one third of Earth's species, including a great number of endemics species (e.g. toucans, manakins, hummingbirds, rheas, among others). Birds are also diversified and abundant in other tropical areas of Ethiopian, Australian and Oriental Zoological regions.

India being a megadiversity centre, harbours 1,200 species of birds which amounts to 13% of the bird species of the world (9,600 species) (Ali & Ripely, 1987). These include (Ali 1941), (Ali 1968-74, 1983), (Alfred *et al.*, 2001), (Grewal *et al.*, 2002 and Pfister 2004). However, with the new classification coming in to force, the number of species may well be 1300 (Javed and Kaul 2000). Urban biodiversity has received very little attention from conservation biologist as compared to natural and protected ecosystem (Jules 1997, Vandermeer 1997). (Patvarthan *et al.* 2000) have identified educational and defense premises that occupy less than 5% of the total urban area and are the hotspot for the urban biodiversity. Study of the avifauna in the educational premises of the country (Trirumurthi and Balaji, 1997, Palot and Pramod 2000, Ramitha and Vijayalaxmi 2001, Nazneen *et al.* 2001, Nayan *et al.* 2005) have been completed. Recently with the increased consciousness for

Received: May 10, 2012; Revised: June 20, 2012; Accepted: July 25, 2012.

*Corresponding Author
 Bhaskar Joshi
 Department of Zoology, Gulbarga university, Gulbarga, Karnataka, India.

Email: bnjosshi@hotmail.com

biodiversity census and monitoring, many new species were added to the list. As far as avian diversity of India is concerned, many workers have done a lot work on this regard. While many common species are spread over large areas of the Indian subcontinent others may be limited to a region. Since the subcontinent has a dense population, the birds which adapt themselves to human habitat flourish well. The present study is focused not only on diversity of birds, but also to find out their occurrence status and to create awareness for their conservation. Avifaunal diversity of the region under study has not been documented. The chosen region of Gulbarga consists of diverse habitats, that include, semi- arid region, reverine region, wet- land like region and an area with natural water reservoir. The aim of the study is to prepare a base- line information on avifaunal diversity of this region, except a preliminary survey done on Gulbarga University bird fauna (blog, ref), there is little information available on the avifaunal composition.

Study area



Source: mapsofindia.com

Fig 1. Map of the study area

The study regions include three sub-regions; Gulbarga, Chincholi and Surpur. Gulbarga district is located on the North-Eastern part of Karnataka. Geographically it lies between 17 04' -77 42' longitude and 16 12' -17 46' latitude and placed 45meters above the mean sea level. Gulbarga possesses a typical climate of South Indian peninsula with semi-arid conditions, with temperature between 14°C,-45°C in winter to in summer and the average rainfall being 702mm. This area falls under the 'maiden zone as described by (David et al 1974) and typically has an undulating countour, thus making scope for depression and catcment area. Thereby many natural ponds occur; River Krishna runs on Southern side of the district and becomes natural boundary between Raichur and Gulbarga. River Bhima running on the western boundary in between two Bijapur and Gulbarga becomes natural boundary in between two districts. The river also receives many streams and river viz., Bori, Amerja and Kagna etc.

The forest area of the District is 267.20 sq. miles, occupying the 4% of the geographical area. The forests are mainly deciduous at North Eastern Zone, with fairly dense tree growth. Chincholi taluk (80 km distance from Gulbarga) itself reprints 50% (77 25' 48' E and

Latitude of 17 28' 12" N.) of the forest and possess teak, rosewood and nallamadri tress.

Surpur (108 km distance from Gulbarga) with a latitude of 16.52 (16° 31' 0 N) and a longitude of 76.75 (76° 45' 0 E). The Bonal reservoir is the largest bird sanctuary in Karnataka after Rangantittu bird sanctuary near Mysore. The reservoir is situated about 108kms south of Gulbarga and covers area of 40.96 Sq. miles. The reservoir was built in 17th century by surpur King Raja Pam Naik, and later Captain Meadows Taylor a Captain in British rule increased the capacity of tank from 4ft to 12ft depth. The Bonal reservoir is established primarily on Bonal Village. The reservoir was under the control of irrigation department, Government of Karnataka, Gulbarga Division till 1998. It is now an ornithologist's paradise.

MATERIALS AND METHODS

The study area was surveyed for recording of avifauna diversity by applying line transect method, (Sale and Berkmueller 1988), and point transect method (Verner 1985). A preliminary survey was conducted in all three regions from Aug 1. 2007 to Sep 30. 2007. Keeping in view the large size of the study area were adopted for studying the avifauna of in three regions Gulbarga (University campus, jagat tank, public gardens), Chandrampalli (aninoli, Chincholi), and Surpur (Bonal reservoir) were adopted for the survey. Various natural ecosystems/habitats like forests, grasslands, streams, and human settlements etc., spread over different areas of Gulbarga, Chincholi and Surpur regions were selected for the present studies. The physical features of the study area were assessed using ground survey. The study was conducted at monthly intervals from Oct 2007 to May 2010. The other most important aspect kept in consideration was to make the observation during the activity of birds. Since the peak activity in most birds lasts for 1 or 2 hours after sunrise or before sunset, so monitoring of transects was done either in early morning or late evening hours as used by Thakur [Thakur, M.L. 2008]. Besides visits were also made during different hours of the day. Photography was done by making use of Sony DH-7 (8.1 mp with x15 optical zoom lenses) camera. For identification and field-diagnosis of birds, colored plates of (Ali and Ripley 1968-74), (Ali 1996), (Grimmett *et al.*, 1988) and (Grewal *et al.*, 2002) were used.

Feeding guilds were classified as per direct observations and available literatures (Ali and Ripley 1987). Birds were identified using field guide books of (Ali and Ripley 1987) and (Grimmett *et al.*, 2000). The common and scientific names of the birds given in the checklist followed the Birds of the World, recommended English Names (Gill *et al.*, 2006). The Common - Rare, Resident- Migratory Status of the birds are classified as per (Saikia P. K & M. K. Saikia, 2000). C – Common species, r - Rare, R - Residents, species found in the study area throughout the year; WM – Winter Migrants, species found in the study area only during the winter and SM - Summer Migrants, species visiting the area during the summer seasons.

Breeding birds nest were also observed in this study area and subsequently this information was used to assess the status of bird species that are resident to the area. The following formula was used for determining percentage of occurrence of Families (Basavarajappa, 2006).

$$\text{Percentage Occurrence} = \frac{\text{No of Species of each family}}{\text{Total no of Different species seen}} \times 100$$

RESULTS AND DISCUSSION

Contrary to the several belief the diversity of avifauna in Gulbarga and surrounding is good. The study reveals the occurrence of 115 species of birds belonging to 16 orders of 41 families (Table 2). (Table1 a) details the relative percentage of total bird species belonging to different families. Most of the families represented by one or two species (relative percentage of species 0-2, 19 families; 2-4 15 families; 4-6, 5 families), while the maximum relative percentage is from two families, *Corvidae* and *Muscicapidae* (14 and 6 respectively). This is perhaps the first documented report on the diversity of the bird species in this region.

In the present study, 84 resident and 22 winter and 9summer migrants were recorded (fig 2 a). Birds sighted more than 73% Common (C); winter and summer migrants were about 19% and 20% respectively (fig 2 b). Based on the food/foraging, from the present data it is apparent that the avifauna of these regions is dominated by insectivorous (47 species), followed by piscivorous, carnivorous, grainivorous, frugivorous and omnivorous birds (20, 8, 13, 17 and 11 species with respectively (fig 3)). Most of the family contained 0-2 species. Maximum percent occurrence was found in the Families: *Corvidae* and *Muscicapidae* (8.695), than *Columbidae* (5.217), *Phasianidae* (3.478) and *Anatidae* (1.739), respectively (Table-1 b).

Table1 a. Relative percentage of number of species in various families of birds in the study area

Relative percentage of species			
0-2	2-4	4-6	6 and Above
Podicipitidae	Phasianidae	Rallidae	Ardeidae
Phalacrocoracidae	Scolopacidae	Charadriidae	Accipitridae
Ciconidae	Cuculidae	Columbidae	Corvidae
Threskiornithidae	Alaudidae	Passeridae	Muscicapidae
Anatidae	Sturnidae		
Otididae	Ploceidae		
Rostratulidae			
Psittacidae			
Laridae			
Centropodidae			
Strigidae			
Apodidae			
Cerylidae			
Alcedinidae			
Meropidae			
Dacelonidae			
Coraciidae			
Upupidae			
Bucerotidae			
Capitonidae			
Hirundinidae			
Daniidae			
Picidae			
Irenidae			
Pycnonotidae			
Sylviidae			
Paridae Nectarinidae			

Table-1 b. Percentage occurrence in avifauna represented in families

SL.NO.	FAMILIES	PERCENT OCCURRENCE
1	Podicipedidae	0.86
2	Phalacrocoracidae	0.86
3	Ardeidae	6.08
4	Ciconiidae	1.73
5	Threskiornithidae	0.86
6	Anatidae	1.73
7	Accipitridae	6.95
8	Phasianidae	3.47
9	Rallidae	4.34
10	Otididae	0.86
11	Charadriidae	4.34
12	Rostratulidae	0.86
13	Solopacidae	3.47
14	Laridae	0.86
15	Columbidae	5.21
16	Psittacidae	0.86
17	Cuculidae	2.60
18	Centropodidae	0.86
19	Strigidae	0.86
20	Apodidae	0.86
21	Cerylidae	0.86
22	Alcedinidae	0.86
23	Dacelonidae	0.86

24	Meropidae	1.73
25	Coraciidae	0.86
26	Upupidae	0.86
27	Bucerotidae	0.86
28	Capitonidae	1.73
29	Picidae	0.86
30	Alaudidae	2.60
31	Hirundinidae	0.86
32	Daniidae	1.73
33	Corvidae	8.69
34	Sturnidae	3.47
35	Irenidae	1.73
36	Pycnontidae	0.86
37	Muscicapidae	8.69
38	Sylviidae	1.73
39	Paridae	1.73
40	Passeridae	4.34
41	Nectariniidae	1.73
42	Ploceidae	3.47

Table 2. A systematic list of birds with their status and food habitat in all three regions during the study period.

SCIENTIFIC NAME	COMMON NAME	S	F
Podicipedidae			
<i>Tachybaptus ruficollis</i>	Little Grebe	R	P
Phalacrocoracidae			
<i>Phalacrocorax niger</i>	Little Cormarant	WM	P
Ardeidae			
<i>Ardea purpurea</i>	Purple Heron	WM	P
<i>Ardea cinerea</i>	Grey Heron	WM	P
<i>Nycticorax nycticorax</i>	Night Heron	R	P
<i>Ardeola grayii</i>	Pond Heron	R	P
<i>Bubulcus ibis</i>	Cattle Egret	WM	P
<i>Egreta intermedia</i>	Median or Small Egret	WM	P
<i>Egretta garzeeta</i>	Little Egret	R	P
Ciconiidae			
<i>Ciconia episcopus</i>	White-necked stork	WM	P
<i>Mycteria leucocephala</i>	Painted stork	WM	P
Threskiomithidae			
<i>Threskiomis aethiopica</i>	White Ibis	R	P
Anatidae			
<i>Anas acuta</i>	Pintail	WM	P
<i>Anas poeciloyncha</i>	Spotbill	WM	P
Accipitridae			
<i>Aviceda jerdoni</i>	Brown Lizard Hawk	R	C
<i>Milvus migrans</i>	Common Pariah Kite	R	C
<i>Haliastur indus</i>	Brahminy Kite	R	C
<i>Accipiter badius</i>	Shikra	R	C
<i>Circaetus gallicus</i>	Short-Toed Eagle	R	C
<i>Circus macrourus</i>	Pale Harrier	SM	C
<i>Circus melanoleucos</i>	Pied Harrier	SM	C
<i>Aquila vindhiana</i>	Tawny Eagle	R	C
Phasianidae			
<i>Francolinus pondicerianus</i>	Grey Partridge	R	O
<i>Gallus sonneratii</i>	Grey Junglefowl	R	F, 1
<i>Gallus gallus</i>	Red Junglefowl	R	F, 1
<i>Pavo cristatus</i>	Common peafowl	R	O
Rallidae			
<i>Amauornis akool</i>	Brown Crake	R	I, G
<i>Amauornis phoenicurus</i>	Water Hen	R	I, G
<i>Gallixrex cinera</i>	Water Cook	R	I, G
<i>Porphyrio porphyrio</i>	Purple Moorhen	R	O
<i>Fulica atra</i>	Coot	R	O
Otididae			
<i>Choriotis nigriceps</i>	Great Indian Bustard	WM	G, I
Charadriidae			
<i>Himantopus himantopus</i>	Black-winged stilt	R	I
<i>Vanellus indicus</i>	Red-wattled lapwing	R	I
<i>Vanellus malabaricus</i>	Yellow-wattled lapwing	R	I
<i>Pluvialis squatarola</i>	Grey Plover	WM	I
<i>Glareola lactea</i>	Small Pratincole	R	I
Rostratulidae			

<i>Rostratula bengalensis</i>	Painted Snipe	R	G, I
Solopacidae			
<i>Tringa nebularia</i>	Greenshank	WM	I
<i>Tringa glareola</i>	Spotted sandpiper	WM	I
<i>Calidris temminckii</i>	Temminck's Stint	WM	I
<i>Calidris alba</i>	Sanderling	WM	P
Laridae			
<i>Sterna hirundo</i>	Common Tern	WM	P
Columbidae			
<i>Treron phoenicoptera</i>	Common Green Pigeon	R	G, F
<i>Columba livia</i>	Blue Rock Pigeon	R	G, F
<i>Streptopelia decaocto</i>	Ring Dove	R	G, F
<i>Streptopelia orientalis</i>	Rufous Turtle Dove	R	G, F
<i>Streptopelia tranquebarica</i>	Red Turtle Dove	R	G, F
<i>Streptopelia chinensis</i>	Spotted dove	R	G, F
Psittacidae			
<i>Psittacula krameri</i>	Rose Ringed Parakeet	R	F
Cuculidae			
<i>Clamator jacobinums</i>	Pied Crested Cuckoo	SM	F, I
<i>Eudynamis scolopaea</i>	Koel	R	F, I
<i>Rhopodytes viridirostris</i>	Small Greenbilled Malkoha	R	F, I
Centropodidae			
<i>Centropus sinensis</i>	Greater Coucal	R	I
Strigidae			
<i>Athene brama</i>	Spotted owlet	R	C
Apodidae			
<i>Apus affinis</i>	House swift	R	I
Cerylidae			
<i>Ceryle rudis</i>	Pied kingfisher	R	P
Alcedinidae			
<i>Alcedo atthis</i>	Blue-Eared kingfisher	WM	P
Dacelonidae			
<i>Halcyon smyrnensis</i>	White-Breasted kingfisher	R	P
Meropidae			
<i>Merops superciliosus</i>	Bluecheeked Bee-Eater	R	I
<i>Merops orientalis</i>	Small Green Bee-Eater	R	I
Coraciidae			
<i>Coracias benghalensis</i>	Indian Roller	R	I
Upupidae			
<i>Upupa epops</i>	Hoopoe	R	I
Bucerotidae			
<i>Tockus birostris</i>	Common Grey Hornbill	R	I
Capitonidae			
<i>Megalaima haemacephala</i>	Coppersmith Barbet	R	F
<i>Megalaima zeylanica</i>	Large Green Barbet	R	F
Picidae			
<i>Dinopium benghalense</i>	Lesser Goldenbacked woodpecker	R	F
Alaudidae			
<i>Eremopterix grisea</i>	Blackbelled Finch-Lark	R	I
<i>Ammomanes</i>	Rufstailed Finch-Lark	R	I
<i>Calandrella raytal</i>	Sand Lark	R	I
Hirundinidae			
<i>Hirundo rustica</i>	Swallow	R	I
Daniidae			
<i>Lanius vittatus</i>	Baybacked Shrike	R	I
<i>Lanius cristatus</i>	Brown Shrike	R	I
Corvidae			
<i>Oriolus oriolus</i>	Golden oriole	SM	O
<i>Dicrurus paradiseus</i>	Black Drongo	R	C
<i>Dendrocitta vagabunda</i>	Tree Pie	R	O
<i>Corvus splendens</i>	House Crow	R	O
<i>Corvus macrorhynchos</i>	Jungle crow	R	O
<i>Pericrocotus cinnamomeus</i>	Small Minivit	R	I
<i>Coracina melanoptera</i>	Blackheaded Cucko-shrike	SM	I
<i>Tephrodorins pondicerianus</i>	Common Wood Shrike	R	I
<i>Aegithina tiphia</i>	Common iora	R	I
<i>Aegithina nigrolutea</i>	Marshall'S Iora	R	I
Sturnidae			
<i>Sturnus pagodarum</i>	Brahminy Myna	R	O
<i>Acridotheres tristis</i>	Indian Myna	R	O
<i>Sturnus roseus</i>	Rosy starling	SM	C

<i>Sturnus contra</i>	Pied myna	R	O
Frenidae			
<i>Chloropsis cochinchinensis</i>	Goldmanted Chloropsis	R	I
<i>Irena puella</i>	Fairy bluebird	R	F
Pycnonotidae			
<i>Pycnonotus cafer</i>	Red-vented Bulbul	R	F
Muscicapidae			
<i>Alcippe poiocephala</i>	Quaker Babbler	R	I
<i>Turdoides malcolmi</i>	Large Grey Babbler	R	I
<i>Turdoides striatus</i>	Jungle Babbler	R	I
<i>Muscicapa latirostris</i>	Brown Flycatcher	R	I
<i>Muscicapa parva</i>	Redbreasted Flycatcher	SM	I
<i>Muscicapa thalassina</i>	Verditer Flycatcher	R	I
<i>Copsychus saularis</i>	Oriental Magpie Robin	R	I
<i>Saxicoloides fulicata</i>	Indian Robin	R	I
<i>Phoenicurus ochruros</i>	Black Redstar	SM	I
<i>Zoothera citrina</i>	Orangeheaded Ground Thrush	R	I
Sylviidae			
<i>Orthotomus sutorius</i>	Common Tailorbird	R	I
<i>Acrocephalus dumetorum</i>	Blyth's Reed Warbler	SM	I
Paridae			
<i>Parus major</i>	Grey Tit	R	I
<i>Parus nuchalis</i>	Whitewinged Black Tit	R	I
Passeridae			
<i>Motacilla flava</i>	Yellow Wagtail	WM	I
<i>Motacilla citreola</i>	Yellowheaded Wagtail	WM	I
<i>Motacilla cinerea</i>	Grey Wagtail	WM	I
<i>Motacilla alba</i>	White Wagtail	WM	I
<i>Motacilla maderaspatensis</i>	Large Pied Wagtail	WM	I
Nectariniidae			
<i>Nectarinia zeylonica</i>	PurpleRumped Sunbird	R	F, G, I
<i>Nectarinia asiatica</i>	Purple Sunbird	R	F, G, I
Ploceidae			
<i>Passer domesticus</i>	House Sparrow	R	G, I
<i>Ploceus philippinus</i>	Baya Weaver Bird	R	G
<i>Lonchura punctulata</i>	Spotted Munia	R	G
<i>Lonchura malabarica</i>	Whitethroated Muina	R	G

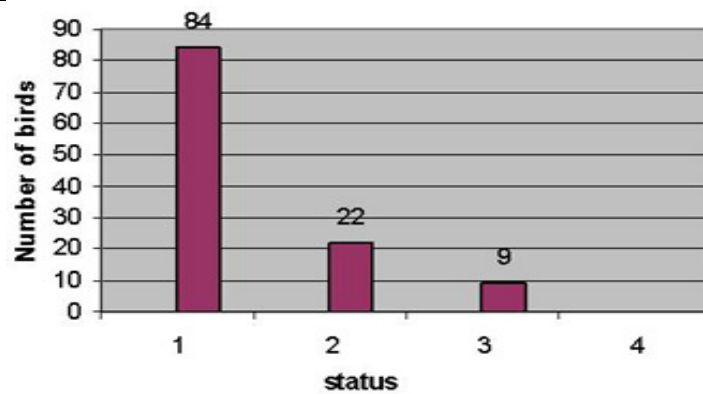


Fig 2 a. Numbers of Resident, winter and summer migrant bird species in the study area.

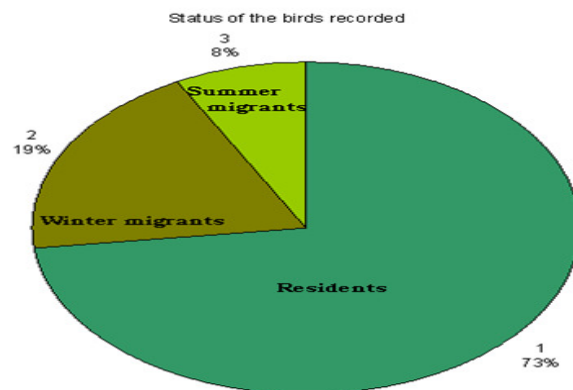


Fig 2 b. Percentage of Resident, winter and summer migrant bird species as in the study area.

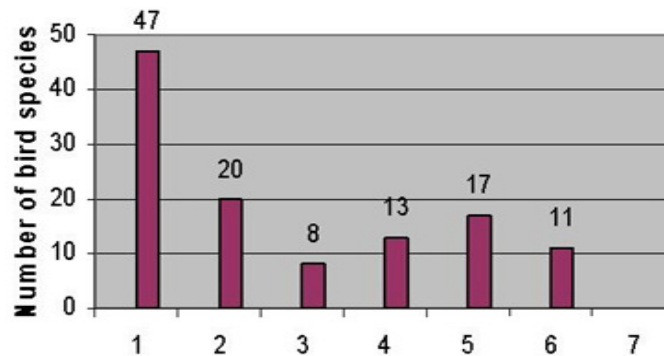


Fig 3. Distribution of birds according to their feeding habits in the study area.

Our study area includes thick forest, public gardens, and reservoirs. Bonal reservoir and Chincholi includes thick forest and has less human interference (the high diversity of frugivorous and insectivorous birds reveals the quality of the forest habitat) than Gulbarga city (University campus, Public gardens). Human activities like, construction and noise due to vehicles and peoples are creating threat to the avifauna (Gulbarga city). Anthropogenic activities may be the reason for depressed species diversity in urban locations. A good number of bird species are still prevailing on these three regions. Unfortunately, these regions are getting invaded by commercial activity due to expanding city limits. Expanding cities lead to the distribution of habitats and nesting locations of these species (Gulbarga University campus). Decades before this area was covered by the forest but most of land has been turned into commercial areas and the people cut down the trees and cleared forest. Thus, many species of birds either migrated to other places or gradually declined their population as nesting sites are destroyed. To save avifauna reforestation restoration of habitats is necessary to create the local avifauna lakes, parks and plantation besides human habitation may be needed to facilitate the foraging, sheltering and breeding for birds. Plantation of fruit trees within residential area can attract many frugivorous and insectivorous birds to live their. It is well known that birds are friends of human as they destroy lot of harmful insects and mosquitoes from the environment (Jaman *et al.* 1999). Therefore, a conservation plan should be under taken by the government to save the urban species of birds and their sustainable population.

Among the avifauna the most common one in Asia are common crow, house sparrow, myna and egrets. These are found to be more commensal as they always try to live near human settlements and keep control of pests. Among them the house sparrows originated in the meditaranian area was introduced to all parts of the globe by the European traders as means to control insects and is now established as cosmopolitan species. But sparrows are declining in Europe and some Asian countries due to habitat destruction. Hence these are placed under red data book in England in 2003. They are also declining and become rare in Indian cities. However found they are still in good numbers in villages. It is interesting to note that the sparrows and starlings, mynas have attained pest status in USA and are not given any legal protection in the USA (Sruti).

Unlike the mega cities, Gulbarga region of north Karnataka is not yet urbanizing with alarming speed. Town/city planner need to pay attentions to preserve the richness of avifauna of this region. Bird species not only add aesthetic value to our life but also help in agriculture and in maintaining a health ecological balance.

REFERENCES

- [1] Alferd, J. R., Kumar, A., P. C. and Sati, J. P. 2001. Water birds of North India. Zoological Survey of India.
- [2] Ali, S. and Ripley, S. D. 1968-74. The Handbook of Birds of India and Pakistan. Ten volumes. Oxford University Press, New Delhi.
- [3] Ali, S. and Ripley, S. D. 1983. Compact Handbook of birds of India and Pakistan. Oxford University Press, Bombay.
- [4] Ali, S. and S. D. Ripley. 1983. *A pectorial Guide to the Birds of Indian Subcontinent*. Bombay Natural History Society, Oxford University Press, Mumbai.
- [5] Ali, S and S. D. Ripley. 1983. Handbook of Birds of India and Pakistan. Bombay Natural History Society, Oxford University Press, Mumbai.
- [6] Ali, S. and Ripley, S.D. 1987. *A Compact Handbook of the Birds of India and Pakistan*, Second Edition. Oxford University Press, Delhi, 737 pp.
- [7] Basavarajappa, S. 2006. Avifauna of Agro-Ecosystem of Maidan area of Karnataka. *Zoo's Print* 21(4): 2217-2219.
- [8] Bibby, C.J., Burgess N. D. and Hall, D. A. 1992. *Bird Census Techniques*: Academic press, London, New York, San Deigo, Boston, 248pp.
- [9] Blair, R.B. 1999. Birds and butterflies along an urban gradient: Surrogate taxa for assessing biodiversity? *Ecol. Appl.*, 9, 164-170.
- [10] Caughley, G. 1982. Analysis of vertebrate populations. John Wiley, New York.
- [11] Donaldson, M.R., K.M. Henein and M.W. Runtz. 2007. Assessing the effect of developed habitat on waterbird behaviour in an urban riparian system in Ottawa, Canada. *Urban Ecosystem*, 10, 139-151.
- [12] Emlen, J.T. 1974. An urban bird community in Tucson, Arizona: Derivation, structure, regulation. *The Condor*, 76, 184-197.
- [13] Gaston, A.J. 1975. Methods for estimating bird populations. *J. Bombay Nat. Hist. Soc.*, 72, 271-283.
- [14] Grewal, B., Harvey, V. Pfister, O. 2002. A photographic guide to birds of India. Perplus Editions (HK) limited. Singapore.
- [15] Jaman, MF., S. U Sarker and N. J. Sarker 1999. Food habitats and feeding behavior of black drongo, *Dicrurus macrocerus*

- albirictus* (Hodgson). *Bangladesh J Zool.* 26(2): 57-66.
- [16] Javed, S. and R. Kaul. 2000. *Field Methods for Birds Survey. Department of Wildlife Sciences, Aligarh Muslim University, Aligarh and World Pheasant Association, South Asia Regional Office (SARO), Delhi.* Bombay Natural History Society, Mumbai, India.
- [17] Jules, E.S. 1997. Danger in dividing conservation Biology and Agro Ecology. *Conservation Biology* 11:1272-1273.
- [18] Nazneen. K., K.V. Gururaja, A.H.M. Reddy and S.V. Krishnamurthy. 2001. Birds of Kuvempu University Campus, Shimoga District, Karnataka. *Zoos' Print Journal* 16 (8): 557-560.
- [19] Nayan, J.K., S.N. Patel and M.V. Patel. 2005. Birds of Gujarat University Campus, Ahmedabad. *Zoos' Print Journal* 20(12): 2111-2113.
- [20] Palot, J.M. and P. Pramod. 2000. A Checklist of birds in Calicut University Campus, Kerala. *Zoos' Print Journal* 15(9): 214-216.
- [21] Patvarthan, A., S. Nalavade, Saharsabuddhe and G. Utkarsh. 2000. Urban wildlife from Neros fiddle to Noahs arch-A report published by RANWA, Pune.
- [22] Ramitha, M. and K. Vijayalaxmi. 2001. A Checklist of birds in and around Mangalore University Campus, Karnataka. *Zoos' Print Journal* 16(5): 489-492.
- [23] Sale and Bermuller 1998. Manual of wildlife Techniques for India. Food and Agriculture Organization of the United Nations, Dehradun.
- [24] Saikia, P.K. and Saikia M. K.. 2000. Diversity of Bird Fauna in N.E. India. *Journal of Assam Science Society* 41(2):379-396.
- [25] Simeone, A., M. B. Araya, M. Bernal, E. N. Diebold, K. Grzybowski, M. Michaels, J. A. Teare, R. S. Wallace and M. J. Willis. 2002. Oceanographic and climatic factors influencing breeding and colony attendance patterns of Humboldt Penguins *Spheniscus humboldti* in central Chile. *Marine Ecology Progress Series* 227:43-50
- [26] Sruti, N. 2008. Ecological studies on house sparrow, *passer domesticus* in the bhadravati town, Karnataka state, India. M. Phil. Dissertation, Kuvempu University, Shankarghatta, Karnatak, India.
- [27] Thakur, M.L. 2008. Studies on status and diversity of avifauna in Himachal Pradesh. Ph.D. thesis, Himachal Pradesh University, Shimla, India. PP306.
- [28] Turner, W.R. 2003. Citywide biological monitoring as a tool for ecology and conservation in urban landscapes: the case of the Tucson bird count. *Landscape and Urban Planning*, 65, 149-166.
- [29] Trirumurthi, S. and S. Balaji. 1997. Avifauna of the Forest College and Research Institute Campus, Mettupalayam, Tamil Nadu. *Zoos' Print Journal* 12: 24-26.
- [30] Vandermeer, J. 1997. Avifauna of Agro-Ecosystem of maidan area of Karnataka. *Zoos' Print Journal* 21(4): 2217-2219.
- [31] Verner, J. 1985. Assesment of counting techniques. *Current Orinthology.* 2: 247-302.