

Photoproduction of ρ -mesons off C and Cu Nuclei for Photon Energies below 1.1 GeV(I. Nuclear Physics)

著者	Kinoshita Tadashi, Yamazaki Hirohito, Fukasawa Hiroshi, Hirota Katsuya, Ishikawa Takatsugu, Kasagi Jirohta, Kato Atsushi, Katsuyama Tomoyoshi, Kino Koichi, Nakabayashi Tadashi, Nawa Kenichi, Okamura Kenyu, Saitoh Yutaka, Satou Katsunori, Sengoku Mitsuhiro, Suzuki Koutaku, Suzuki Shinya, Terasawa Tatsuo, Kanda Hiroki, Maeda Kazushige, Takahashi Toshiyuki, Aruga Yuichi, Fujinoya Hiroki, Iijima Akiko, Itaya Michitaka, Ito Yusuke, Iwata Takahiro, Kato Hiroshi, Kawamura Tomoyuki, Michigami Takuma, Moriya Masateru, Sasaki Takahiro, Tajima Yasuhisa, Takita Sayuri, Noma Tomohiro, Yamamoto Masakazu, Yoshida Hiroshi, Yoshida Yuuki, Konno Osamu, Maruyama Tomoyuki, Yorita Tetsuhiko
journal or publication title	核理研研究報告
volume	38
page range	8-17
year	2005-11
URL	http://hdl.handle.net/10097/40375

(LNS Experiment : #2371, #2397, #2413, #2433)

Photoproduction of η -mesons off C and Cu Nuclei for Photon Energies below 1.1 GeV

T. Kinoshita¹, H. Yamazaki¹, H. Fukasawa¹, K. Hirota^{1*}, T. Ishikawa¹, J. Kasagi¹,
A. Kato^{1†}, T. Katsuyama¹, K. Kino^{1‡}, F. Miyahara¹, T. Nakabayashi¹, K. Nawa¹,
K. Okamura¹, Y. Saitoh¹, K. Satou¹, M. Sengoku¹, H. Shimizu¹, K. Suzuki¹,
S. Suzuki¹, T. Terasawa¹, H. Kanda², K. Maeda², T. Takahashi^{2§}, Y. Aruga³,
T. Fujinoya³, A. Iijima³, M. Itaya³, Y. Ito³, T. Iwata³, H. Kato³, T. Kawamura³,
T. Michigami³, M. Moriya³, T. Sasaki³, Y. Tajima³, S. Takita³, T. Noma³,
M. Yamamoto³, H. Y. Yoshida³, Y. Yoshida³, O. Konno⁴, T. Maruyama⁵, and T. Yorita⁶

¹Laboratory of Nuclear Science, Tohoku University, Sendai 982-0826²Department of Physics, Tohoku University, Sendai 980-8578³Department of Physics, Yamagata University, Yamagata 990-8560⁴Ichinoseki National College of Technology, Ichinoseki 021-8511⁵College of Bioresource Sciences, Nihon University, Fujisawa 252-8510⁶Japan Synchrotron Radiation Research Institute, Mikazuki 679-5198

The η -meson photoproduction cross sections have been measured on C and Cu targets for photon energies between 600 and 1100 MeV to investigate the behavior of the $S_{11}(1535)$ resonance in a nucleus. The excitation functions of the cross section as well as angular and momentum distributions of η -mesons are in quantitative agreement with Quantum Molecular Dynamics (QMD) model calculations, in which the η -meson emission processes other than the $S_{11}(1535)$ resonance are also incorporated as proposed in the η -MAID model. It is shown that the excitation of the $D_{15}(1675)$ resonance might play an important role for $E_\gamma > 900$ MeV.

§1. Introduction

The behavior of hadrons in the nuclear medium is one of the most intriguing topics in hadron and nuclear physics. Photon induced reactions are advantageous to producing hadrons deeply inside a nucleus because photons are hardly absorbed. Modifications in appearances may always be observed. Most of them originate simply from the basic effects of the nuclear medium, such as the Fermi motion of nucleons, Pauli blocking of the final state and collisions with nucleons. In addition, an interesting possibility has been proposed: i.e., mass modification arising from partial restoration of chiral symmetry

*Present address : RIKEN, Wako 351-0198

†Present address : Japan Cycle Development Institute, Tokaimura 319-1194

‡Present address : Center for Nuclear Study (CNS), University of Tokyo, Wako 351-0198

§Present address : High Energy Accelerator Research Organization (KEK), Tsukuba 305-0801

in the nuclear medium [1, 2]. The effects of the mass change of the ρ -meson have been studied in ρ photoproduction on nuclear targets [3, 4] as well as in the hadron reactions [5]. However, mass change of baryons has not been studied well except for the Δ resonance [6].

The $S_{11}(1535)$ resonance is proposed to be a candidate of the chiral partner of the ground state nucleon, and its resonance energy is expected to shift down by about 100 MeV in the nuclear medium where chiral symmetry is partially restored [2]. The $S_{11}(1535)$ resonance is known to decay into the $N\eta$ channel with a large branching ratio of 30-55% [7], while other nucleon resonances in this energy region hardly decay to the $N\eta$ channel. Therefore, the excitation and decay of the $S_{11}(1535)$ resonance is a dominant feature of the η photoproduction off the nucleon in the region of photon energies below 1000 MeV [8, 9]. It is, thus, expected that the properties of the $S_{11}(1535)$ resonance in the nuclear medium can be studied through the η photoproduction off nuclei.

The measurements of $A(\gamma, \eta)$ reactions have been reported by Robig-Landau *et al.* on C, Ca, Nb and Pb for $E_\gamma < 800$ MeV [10], and by Yorita *et al.* on C, Al and Cu for $E_\gamma < 1000$ MeV [11]. In both measurements, the $S_{11}(1535)$ resonance is clearly observed in the excitation function, which can be reproduced by a calculation taking into account the basic effects of the nuclear medium with parameters deduced from the total cross section of the $\gamma p \rightarrow \eta p$ reaction. It seems, however, that the success of the interpretation of the $A(\gamma, \eta)$ reaction with the $S_{11}(1535)$ resonance alone is partially due to the lack of the quality in the previous data for $E_\gamma > 800$ MeV [11] as well as those of the $\gamma p \rightarrow \eta p$ reaction.

In the last several years, there were essential progresses in experimental and theoretical works on the reaction. For the experimental side, precise measurements for $E_\gamma > 800$ MeV have improved considerably the available data base [12-18]. This led theoretical analyses to be more reliable for including contributions of all the resonances in this energy region as well as direct η production processes. Of particular interest is the fact that both of the analyses performed by Saghai *et al.* [8] and by Chiang *et al.* [9] have come to the same conclusion that another S_{11} resonance, $S_{11}(1650)$, also contributes in the total cross section of the $\gamma p \rightarrow \eta p$ reaction in such a way that the two S_{11} resonances interfere destructively.

All these arguments raised the interest to study the behavior of the S_{11} resonance again by measuring $A(\gamma, \eta)$ reactions with improved quality for the photon energies higher than 800 MeV. In this letter, we present the experimental results and compare them with calculations based on the Quantum Molecular Dynamics model (QMD) which is improved so as to include other processes than the $S_{11}(1535)$ resonance.

§2. Experimental Procedure

The experiment was performed at the Laboratory of Nuclear Science (LNS) in Tohoku University by using tagged photon beams from the 1.2 GeV Stretcher-Booster Ring [19]. Two series of measurements were carried out in different setups: the first one at the photon beam line 1 in the experimental hall 2 and the second at the photon beam line 2 in the GeV- γ experimental hall. The former tagging system is described in detail in Ref. [20] and a part of data obtained in the first series was reported in Ref. [21]. Photon beams of the same quality can be used at both beam lines. In the present work, the photon energy was covered from 600 to 850 MeV with $E_e = 920$ MeV and from 800 to

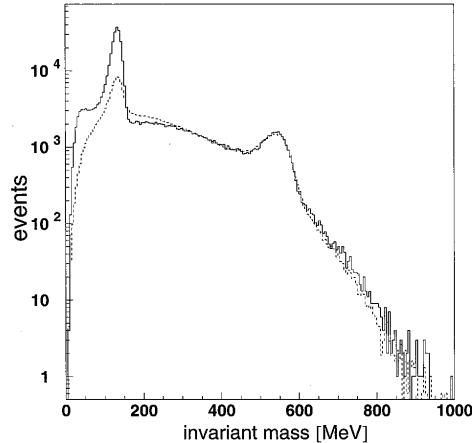


Fig.1. Invariant mass spectrum reconstructed from two photons. The solid line represents the experimental data and the dotted line the result of the simulation.

1120 MeV with $E_e = 1200$ MeV. The total tagged photon intensity was about 10^7 Hz with a duty factor of about 80%. The size of the beam at the target position was about 6 mm (rms). The targets used were C and Cu with thicknesses of 40 and 5 mm, respectively.

Two photons from an η -meson were detected by an electromagnetic calorimeter consisting of 206 pure CsI crystals with plastic veto counters. The shape of the crystal is truncated-trapezoidal with a hexagonal cross section and its thickness is 30 cm for 148 pieces (type-A) and 25 cm for 58 pieces (type-B); the performance of the type-B is described in detail in Ref. [22]. In the first series of the measurements, they were assembled to 6 blocks and placed on three turn tables to change detector positions as reported in Ref. [22]. In the second series, they were rearranged to 4 blocks placed in such a way that two forward blocks covered angles $15^\circ < \theta < 72^\circ$ with respect to the beam direction and angles $-17^\circ < \phi < 17^\circ$ with respect to the horizontal plane and two backward blocks $95^\circ < \theta < 125^\circ$ and $-12^\circ < \phi < 12^\circ$ for both sides of the beam direction. The different arrangements of crystals served to check the acceptance of the detection system.

All the data were collected using a similar data acquisition system as reported in Ref. [11]. In the present work, the main trigger for the data acquisition required at least one signal from the tagging counters and two signals from the CsI detectors. The maximum counting rate of a CsI detector was about 10 kHz and that of a tagging counter was about 200 kHz. The dead time of the data taking was about 8%. A time resolution for $e-\gamma$ coincidences of 800 ps (FWHM) was achieved and the chance coincidence ratio was about 3%.

The η -mesons were identified via their two photon decay with an invariant mass analysis. In Fig.1, the invariant mass spectrum ($M_{\gamma\gamma}$) measured in the present work is shown by the solid line. Two prominent peaks corresponding to π^0 and η mesons are clearly seen on the continuum background, which is considered to originate mainly from multi π^0 events. We simulated the two π^0 production process by the Monte Carlo simulation. The result is shown by the dotted line in Fig.1. The shape is well fitted with an exponential function, $\exp(aM_{\gamma\gamma}^2 + bM_{\gamma\gamma})$. In order to deduce double differential cross sections, $d^2\sigma/d\theta/dp$, the invariant mass spectrum was constructed for the polar angle from 0° to 110° by 10° steps and for the momentum from 0 to 1100 MeV by 100 MeV steps. The yield of η -mesons in each spectrum was

deduced by subtracting the background events in the η mass region, which were estimated with the function fitted to the continuum for each bin of the incident photon energy and the η -meson polar angle and momentum. Absolute cross sections were deduced by taking into the account a thickness of the targets, counts of tagging counters, a tagging efficiency, a geometrical acceptance and a branching ratio ($\eta \rightarrow \gamma \gamma$) [7]. The tagging efficiency was measured with a total absorbing lead glass detector positioned in the direct beam. The geometrical acceptance of the detection system was calculated by the Monte Carlo simulation based on GEANT3 [23]. The systematic uncertainties of the overall normalization come from the photon flux (1%), the background determination (5%) and the geometrical acceptance (5%). Consequently the overall systematic uncertainty is 7%.

§3. Results and Discussion

Differential cross sections of the (γ, η) reaction were deduced for the polar angles from 0° to 110° with respect to the photon beam direction by integrating the double differential cross sections. We show excitation functions of the η photoproduction cross section, which were deduced by integrating differential cross sections for $0^\circ < \theta < 110^\circ$, on C and Cu targets in Fig.52(a) and 2(b), respectively. Missing yields for $\theta > 110^\circ$ were estimated to be 2% of the integrated values at most, and the total cross section in the present work is the angle integrated one. For comparisons, also plotted are the previously reported data on C indicated with open squares up to 800 MeV [10] and with open circles up to 1000 MeV [11] and on Cu with open circles up to 1000 MeV [11]. It can be said that the present data and the reported ones are in good agreement. Moreover, the statistical accuracy is much improved for the photon energies higher than 800 MeV. The shape of the total cross sections for C and Cu is quite similar as expected. The cross section increases rapidly from the threshold energy (561 MeV for C and 550 MeV for Cu), shows a broad bump structure which has the maximum at around 850 MeV, and gradually decreases as the photon energy increases. This trend has been known from the previous investigations [11] to be basically due to the excitation of the $S_{11}(1535)$ resonance in a nucleus. The present data for C and Cu may serve for detailed comparisons with model calculations.

In Fig.2(c), ratios of the cross section of Cu to that of C ($\sigma_{\text{Cu}}/\sigma_{\text{C}}$) are plotted against the photon energy. One can roughly say that the observed η -mesons are mainly emitted from the surface region of the nucleus and those emitted in the deeper region are absorbed in the nuclear medium, since the ratios are close to 3.05 (the dotted line), corresponding to the ratio of $A^{2/3}$ for Cu to C. However, there exist non-negligible and systematic deviations from the $A^{2/3}$ dependence for photon energies larger than 800 MeV; the ratio becomes about 3.5 at about 900 MeV. This requires more careful and detailed analysis.

In order to explain the present data, we have performed a QMD model calculation in a different way from the previous one [11] as follows. At first, the proton and the neutron are treated independently so as to see the effect of the difference of the elementary cross sections for $\gamma p \rightarrow \eta p$ and $\gamma n \rightarrow \eta n$. This modification is necessary, because a rather large difference between the total cross sections of $\gamma p \rightarrow \eta p$ and $\gamma n \rightarrow \eta n$ has been predicted by the unitary isobar model, η -MAID [9]. The simple relation $\sigma(\gamma n \rightarrow \eta n)/\sigma(\gamma p \rightarrow \eta p) = 2/3$, established empirically for $E_\gamma < 800$ MeV [25] and used in the previous model calculations [11, 24], might not be correct at the higher energy region. Secondly, the effect of the interference between two S_{11}

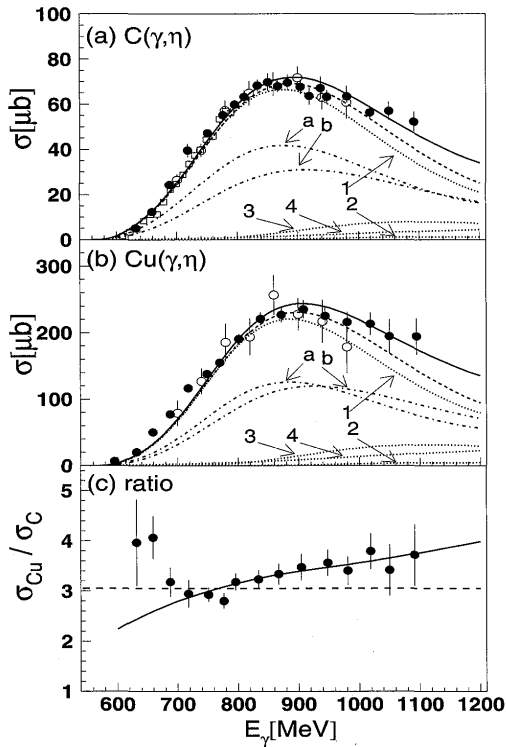


Fig. 2. Cross sections of η photoproduction measured on C(a) and Cu(b). The data measured in the present work are indicated by the solid circles, those at KEK [11] by the open circles and at Mainz [10] by the squares. The solid line is the result of the present QMD calculation. Contributions of various processes are plotted by the dotted lines labeled with numbers; label 1 for the double S_{11} resonance, label 2 for the $P_{11}(1710)$, label 3 for the $D_{15}(1675)$, and label 4 for the direct processes. The dot-dashed lines are contributions due to protons (label a) and neutrons (label b). The calculation in the previous work by Yorita *et al.* [11] is plotted by the dashed line. (c) Ratio of the cross section of the Cu(γ, η) reaction to that of the C(γ, η) reaction. The dashed line shows the ratio of $A^{2/3}$ (A : mass number) and the solid line is the result of the QMD calculation.

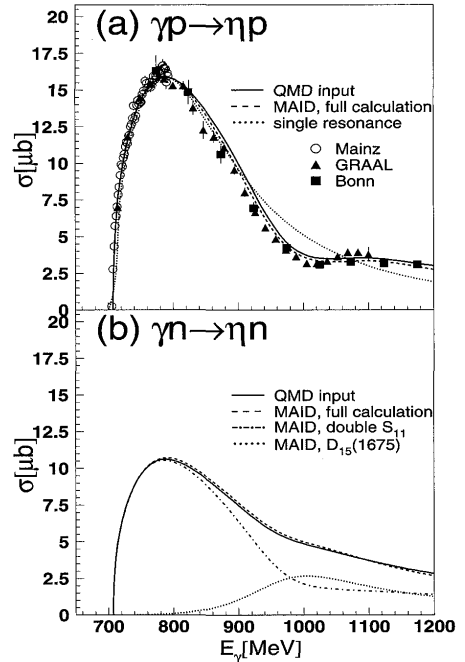


Fig. 3. Excitation functions of cross sections for the elementary reaction by calculation based on the η -MAID: (a) the $\gamma p \rightarrow \eta p$ reaction and (b) the $\gamma n \rightarrow \eta n$ reaction. The solid lines are used in the present QMD calculation and the dashed lines are the results of the full η -MAID including all the resonances and the direct process. In (a), the excitation function used in the previous work by Yorita *et al.* [11] is also plotted by the dotted line as well as experimental data from Mainz [12], GRAAL [16] and Bonn [18]. In (b), contributions of the two resonances, $S_{11}(1535)$ and $S_{11}(1650)$, destructively interfered, are shown by the dot-dashed line, while that of the $D_{15}(1675)$ is shown by the dotted line.

resonances in this energy region, $S_{11}(1535)$ and $S_{11}(1650)$, is included in the calculation as the form of the cross section. The reason of this modification is as follows. Saghai *et al.* [8] and Chiang *et al.* [9] analyzed the total cross section of the $\gamma p \rightarrow \eta p$ reaction. They came to the same conclusion that the experimentally observed cross section below 1100 MeV is not only due to the $S_{11}(1535)$ resonance but also due to the $S_{11}(1650)$, and both resonances make a destructive interference in the cross section of η production off the nucleon. In the present QMD calculation, it is impossible to treat directly the transition amplitudes, and, thus, the calculated cross section including a destructive interference term is incorporated instead

of an incoherent sum of two single resonances which cannot reproduce the experimental data well.

In Fig.3, the total cross sections of the $N(\gamma, \eta)$ reaction are shown in order to explain input quantities to the present QMD calculations. The experimental cross sections of the $\gamma p \rightarrow \eta p$ reaction are shown in Fig.3(a); data plotted with circles from Ref. [12], triangles from Ref. [16] and squares from Ref. [18]. Also shown are the results of the η -MAID calculation, on which we have based for the elementary cross section. The characteristic feature of the experimental data is a broad peak followed by a flat region with a small dip at 1010 MeV. The single resonance excitation can reproduce only the broad resonance shape but fails to reproduce the dip and flat as indicated by the dotted line, which corresponds to the elementary cross section used in our previous analyses [11]. The dashed line is the result of the full η -MAID calculation which includes all the resonances in this energy region with direct η production processes. As mentioned above, the essential point is the destructive interference of the $S_{11}(1535)$ and the $S_{11}(1650)$ resonances, which reproduces the dip and flat behavior very well. Another non-negligible process is the excitation of the $P_{11}(1710)$ resonance, which slightly contributes to the flat region around 1100 MeV. Therefore, we have included three resonance excitations, $S_{11}(1535)$, $S_{11}(1650)$, and $P_{11}(1710)$ and the direct processes in the cross section of the $\gamma p \rightarrow \eta p$ reaction for the QMD calculation. The total cross section of the elementary $\gamma p \rightarrow \eta p$ reaction is calculated practically by summing up the cross sections of the double S_{11} , the P_{11} , and the direct processes, although the exact calculation should be the square of sum of the amplitude of each process. The solid line in Fig.3(a) is the elementary $\gamma p \rightarrow \eta p$ cross section used in the present QMD calculation, being slightly larger than the full calculation of the η -MAID.

For the cross section of the $\gamma n \rightarrow \eta n$ reaction, no experimental data have been reported so far. We, again, follow the η -MAID calculation as shown in Fig.3(b). The dashed line corresponds to the full calculation of the η -MAID including all the resonances and the direct processes. We select the double S_{11} resonance, the $D_{15}(1675)$ resonance as major processes of excitations and the direct processes for the QMD input. The η -MAID calculation predicts rather large cross sections through the $D_{15}(1675)$ resonance excitation, which is essentially prohibited in the $\gamma p \rightarrow \eta p$ reaction by the Moorhouse selection rule [26]. The cross section through the two S_{11} resonances is calculated with the destructive interference term. It shows a dip at around 1000 MeV as shown by the dot-dashed line in Fig.3(b), where one sees that a large contribution from the $D_{15}(1675)$ resonance, which is plotted by the dotted lines, fills the dip and appears like a shoulder of the $S_{11}(1535)$ resonance. The sum of the cross sections of the selected processes, which is employed as the elementary $\gamma n \rightarrow \eta n$ reaction, is shown by the solid line. The difference from the full calculation is very small as in the case for the $\gamma n \rightarrow \eta n$ reaction.

Having discussed the elementary cross sections, we now return to the $C(\gamma, \eta)$ and $Cu(\gamma, \eta)$ reactions. In Figs.2(a) and 2(b), the cross sections obtained in the present work are compared with the QMD calculations. As mentioned above, the elementary cross sections of the $\gamma p \rightarrow \eta p$ and $\gamma n \rightarrow \eta n$ reactions are treated independently; they are the solid lines in Fig.3(a) and Fig.3(b) for proton and neutron, respectively. The η -emission probability through the resonance excitation is calculated according to the Breit-Wigner resonance formula for the $P_{11}(1710)$ and the $D_{15}(1675)$ resonances. For the S_{11} resonance excitation in the present work, however, the cross section including the interference of the two S_{11} resonances is used as if a resonance of the mixed state which is not described by the single Breit-Wigner

Table 1. Parameters of nucleon resonances used in our calculation. $A_{1/2,3/2}^{\eta}$ are photoexcitation helicity amplitudes of nucleon resonances and $\beta_{\eta N}$ is $N\eta$ decay branching ratio. Those in the last column are used in the previous analysis [11].

N^*	Mass [MeV]	Width [MeV]	$\beta_{\eta N}$ [%]	$A_{1/2}^{\eta}$	$A_{3/2}^{\eta}$ [$10^{-3}\text{GeV}^{-1/2}$]	$A_{3/2}^{\eta}$
$S_{11}(1535)$	1541	191	50	+118	—	—
$S_{11}(1710)$	1638	114	7.9	+68	—	—
$P_{11}(1710)$	1721	100	26	+23	—	—
$D_{15}(1675)$	1665	150	17	0	0	-58
$S_{11}(1535)$	1542	150	55	+102	—	—

formula is excited, and the lifetime and the decay branch of the $S_{11}(1535)$ resonance is applied to the mixed state. This approximation seems to be allowed, since the η -meson is mainly emitted via the $S_{11}(1535)$ resonance. The resonance parameters in the η -MAID are used for each resonance, and are summarized in Table 1.

It should be noticed for the QMD calculations in the present work that the effective energies of the incident channel are calculated for each photon-nucleon collision with a nucleon bound in a mean field potential. The effective energy which results in the reduction of the η yield for the threshold region has been discussed [24,27] and the result of such calculation improves the reproduction of the cross sections below 800 MeV. Thus, we have calculated the effective total energy followed as $W = \sqrt{s} - U$, where W is the effective total energy, \sqrt{s} is the c.m. energy of the incident photon and a nucleon in the nucleus and U is the nucleon potential calculated from the mean field potential in Ref. [28]. As described in Ref. [11], the Fermi motion of nucleons, the Pauli blocking, collisions of nucleon resonances with nucleons and the absorption of the η -mesons are taken into account in the calculation.

In Fig.2(a) and 2(b), the dashed line is the results of the QMD calculation in which only the $S_{11}(1535)$ resonance is incorporated with the assumption of $\sigma_n/\sigma_p = 2/3$. This corresponds to the previous calculation in Ref. [11]. For both $C(\gamma, \eta)$ and $\text{Cu}(\gamma, \eta)$ reactions, the calculation reproduces data up to 950 MeV. However, it underestimates the yield for $E_\gamma > 1000$ MeV. The solid line corresponding to the new recipe covers the deficit and reproduces the data well up to 1100 MeV. Contributions of each process are also shown in Fig.2(a) and 2(b). As can be seen, in addition to the largest contribution of the double S_{11} resonance indicated by the dotted line 1, the contributions of the $D_{15}(1675)$ resonance and the direct processes are expected for $E_\gamma > 900$ MeV. The present calculation suggests that more than 18% of the cross section at 1000 MeV originates from other processes than the excitation of the S_{11} resonances. It is of particular interest that the $D_{15}(1675)$ resonance plays an important role for higher photon energies, since only neutrons can be excited in a naive quark model. The dot-dashed lines labeled a and b in Fig.2 correspond to the contributions of protons and of neutrons, respectively. The ratio of the contribution of neutrons to that of protons is nearly 0.67 for C and 0.84 for Cu at $E_\gamma < 800$ MeV, where only the S_{11} resonance formation process can contribute, and becomes 0.97 for C and 1.23 for Cu at around $E_\gamma = 1100$ MeV due to the existence of the $D_{15}(1675)$ resonance. The change of the contribution of neutrons to protons may explain the change of the ratio of the total cross section $\sigma_{\text{Cu}}/\sigma_{\text{C}}$ plotted in Fig.2(c), where the calculated ratio is also shown by the solid line. The calculation explains the trend of the ratio very well, although it fails for the lowest two points.

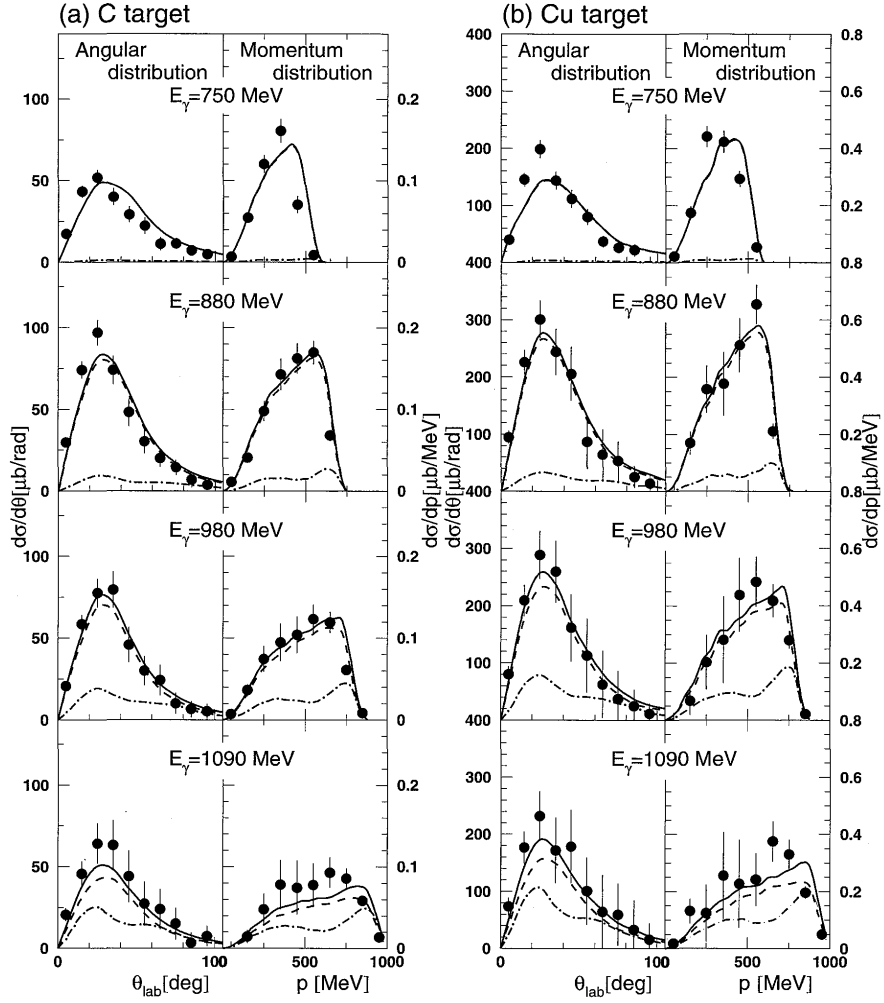


Fig.4. Angular distributions, $d\sigma/d\theta$, and momentum distributions, $d\sigma/dp$, of the (γ, η) reaction measured on C (a) and Cu (b). The present results are plotted with the closed circles for $E_\gamma = 750, 880, 1000,$ and 1100 MeV. The solid line is the result of the QMD calculation and the dashed one represents without the contribution of $D_{15}(1675)$, and the dot-dashed line shows only the contribution of $D_{15}(1675)$ resonance multiplied by 4.

The above discussion on Fig.2 requires at least the following; the elementary cross section of the $\gamma n \rightarrow \eta n$ reaction exceeds that of the $\gamma p \rightarrow \eta p$ for $E_\gamma > 1000$ MeV, due to another process besides the S_{11} resonance formation. Recently, Kuznetsov *et al.* reported the $n\eta$ and $p\eta$ coincidence measurements in the $D(\gamma, \eta)$ reaction [29]. Their result that yields of the $n\eta$ coincidence events are larger than those of the $p\eta$ events at around 1000 MeV is consistent with the present interpretation.

Additional effects that might possibly give rise deviations from the pure S_{11} resonance formation may be seen in the angular and momentum distributions of the emitted η -mesons. They are shown in Fig.4 for $E_\gamma = 750, 880, 980,$ and 1090 MeV, and compared with the QMD calculations. The results for the C target are shown in Fig.4(a), and the Cu target in Fig.4(b). All the angular distribution data show a broad structure peaked at around 30° . This is a characteristic of the quasi-free s -wave η production. The solid lines in the figures are the results of the QMD calculation, and the experimental data for both angular and momentum distributions are essentially well reproduced by the corresponding calculations. The dashed

lines shows the results without the contribution of the $D_{15}(1675)$ resonance and the dot-dashed lines correspond to the contribution of the $D_{15}(1675)$ resonance multiplied by 4. As shown, the contribution of the $D_{15}(1675)$ resonance has a different structure in these distributions because of the d -wave η emission. Since the contribution of the $D_{15}(1675)$ resonance is not large, the present data, unfortunately, cannot give a firm evidence for the excitation of the $D_{15}(1675)$ resonance in both reactions.

As we have discussed above, the comparison of new data with the QMD model calculations suggests strongly that the cross sections of η photoproduction off nuclei contain non-negligible quantities through the process other than the $S_{11}(1535)$ resonance formation for the photon energies above 850 MeV. Thus, in order to investigate the change of the S_{11} properties in the nuclear medium such as the mass shift proposed in Ref. [2], one needs precise data of the cross section for the $\gamma n \rightarrow \eta n$ reaction. The present work has shown that the use of the elementary cross sections of η -MAID can reproduce the experimental data very well but remains an interesting subject for future investigations.

§4. Conclusion

In summary, the η photoproduction cross sections were measured on the C and Cu targets for the photon energies between 600 and 1100 MeV. The excitation functions of the total cross section as well as angular and momentum distributions were in quantitative agreement with the QMD model calculations in which the cross sections proposed in the η -MAID model were used for the elementary reactions $\gamma p \rightarrow \eta p$ and $\gamma n \rightarrow \eta n$. The agreement suggests that there is a difference in the shape of the cross sections between proton and neutron in a nucleus. In order to discuss the change of the properties of the $S_{11}(1535)$ resonance, the cross section of the $\gamma n \rightarrow \eta n$ reaction experimentally measured is highly desirable to be incorporated in the model calculations.

Acknowledgements

We would like to thank the accelerator staff at LNS for their support during the experiment. This work was partly supported by the Grant-in-Aid for Scientific Research (Nos. 1040067, 07740197, and 15340069) of the Ministry of Education of Japan.

Reference

- [1] T. Hatsuda and S. H. Lee: Phys. Rev. C**46** (1992) 34.
- [2] H. C. Kim, D. Jido, and M. Oka: Nucl. Phys. A**640** (1998) 77;
D. Jido, Y. Nemoto, M. Oka, and A. Hosaka: Nucl. Phys. A**671** (2000) 471;
D. Jido, T. Hatsuda, and T. Kunihiro: Phys. Rev. Lett. **84** (2000) 3252.
- [3] G. J. Lolos *et al.*: Phys. Rev. Lett. **80** (1998).
- [4] B. Krusche *et al.*: Phys. Rev. Lett. **86** (2001) 4764.
- [5] G. Agkichev *et al.*: Phys. Rev. Lett. B**422** (1998) 405;
D. Adamova *et al.*: Phys. Rev. Lett. **91** (2003) 042301.
- [6] E. L. Hjort *et al.*: Phys. Rev. Lett. **79** (1997) 4345;

- D. Plete *et al.*: Z. Phys **A359** (1997) 55.
- [7] S. Eidelman *et al.*, (Particle Data Group): Phys. Lett. **B592** (2004) 1.
- [8] B. Saghai and Z. Li: Eur. Phys. J. **A11** (2001) 217.
- [9] G. Knöchlein, D. Drechsel, and L. Tiator: Z. Phys. **A352** (1995) 327;
- [10] M. Röbbig-Laudau *et al.*: Phys. Lett. **B373** (1996) 45.
- [11] T. Yorita *et al.*: Phys. Lett. **B476** (2000) 226;
H. Yamazaki *et al.*: Nucl. Phys. **A670** (2000) 202c.
- [12] B. Krusche *et al.*: Phys. Rev. Lett. **74** (1995) 3736.
- [13] J. Ajaka *et al.*: Phys. Rev. Lett. **81** (1998) 1797.
- [14] C. S. Armstrong *et al.*: Phys. Rev. **D60** (1999) 052004.
- [15] R. Thompson *et al.*: Phys. Rev. Lett. **86** (2001) 1702.
- [16] F. Renard *et al.*: Phys. Lett. **B528** (2002) 215.
- [17] M. Dugger *et al.*: Phys Rev. Lett. **89** (2002) 222002.
- [18] V. Credé *et al.*: Phys. Rev. Lett. **94** (2005) 012004.
- [19] F. Hinode *et al.*: Proceedings of the 2005 Particle Accelerator Conf., Knoxville, TN, U.S.A., To be published;
H. Hama *et al.*: Proceeding of the 18th International Conference on High Energy Accelerators (HEACC2001), Tsukuba, March 2001.
- [20] H. Yamazaki *et al.*: Nucl. Instr. Meth **A536** (2005) 70.
- [21] H. Yamazaki *et al.*: Proceedings of the International Workshop on Physics with GeV Electrons and Gamma Rays, Sendai, Japan, February, 2001, Universal Academy Press, Inc. pp. 151;
J. Kasagi: Prog. Theo. Phys. Suppl. **149** (2003) 215.
- [22] H. Okuno *et al.*: Nucl. Instr. Meth. **A365** (1995) 352;
H. Yamazaki *et al.*: Nucl. Instr. Meth. **A391** (1997) 427.
- [23] CERN Program Library Long Writeup W5013: Geant Detector Description and Simulation Tool, (1993).
- [24] J. Lehr, M. Post, U. Mosel: Phys. Rev. **C68** (2003) 044601.
- [25] B. Krusche *et al.*: Phys. Lett. **B358** (1995) 40.
- [26] R. G. Moorhouse: Phys. Rev. Lett. **16** (1966) 772.
- [27] T. Maruyama, S. Chiba: Prog. Theor. Phys. **111** (2004) 229.
- [28] K. Niita *et al.*: Phys. Rev. **C52** (1995) 2620.
- [29] V. Kuznetsov *et al.*: hep-ex / 0409032.