



Article

Barriers of Adoption Building Information Modeling (BIM) in Construction Projects of Iraq

Wadhah A. Hatem¹, Abbas M. Abd², and Nagham N. Abbas^{3,*}

¹ Baquba Technical Institute, Middle Technical University, Baquba, Iraq

² Department of Architecture, College of Engineering, University of Diyala, Baquba, Iraq

³ Department of Civil Engineering, College of Engineering, University of Diyala, Baquba, Iraq

*Email: nagham.nawwar@gmail.com (Corresponding author)

Abstract. Building Information Modeling (BIM) is a unified and comprehensive system for all that associated with the construction project, which includes a set of effective policies, procedures, and computer applications that increase the level of performance in construction project during its life cycle. Through this study investigate about the potential barriers which facing the adoption of BIM was performed. The quantitative approach was adopted by conducting a questionnaire directed to professionals in the field of construction projects in the public and private sectors. Three hundred copies of the forms were distributed to the private companies and governmental institutions and departments. The data were subjected to the appropriate statistical analysis and the results showed that the three highest potential barriers of using BIM in Iraq are a weakness of the government's efforts, Poor knowledge about the benefits of BIM, and resistance to change.

Keywords: Barriers, BIM, building information modeling, construction project, Iraq.

ENGINEERING JOURNAL Volume 22 Issue 2

Received 18 October 2017

Accepted 8 January 2018

Published 30 March 2018

Online at <http://www.engj.org/>

DOI:10.4186/ej.2018.22.2.59

1. Introduction

The construction industry has witnessed a paradigm shift that will achieve the highest performance on the level of efficiency, quality, productivity, sustainability, reducing cost, reducing time, raising the financial value of the project [1]. This is consistent with what Azhar [2] says about construction industry tends to implement techniques that reduce the cost of the project, increase the productivity and quality of the project and reduce the project time.

One of these techniques is building information modeling (BIM) which is a technological and procedural shift in the construction industry [3]. Actually, the evolution of computer science as well as information technology has caused a positive change in the processes that are related to most industries [4].

Building Information Modeling (BIM) is an advanced process and tool consisting of a combination of virtual aspects, systems and concepts facilitated within a unified environment [5]. It includes the application and keeps integrated digital representation of different information across different project stages [6].

There are many BIM applications [7] which can be used to support constructability, scheduling, analysis, cost estimating and sequencing [8]. Building Information Modeling as a new paradigm has a great potential for integration into the life cycle of construction projects [9, 10]. BIM can simulate project time and integrate it with the standard design model and in this context according to Naderpour [11] the time management can be effective in a project when the project schedule is based on comprehensive time scheduling.

One of the key benefits of BIM is the accurate geometrical representation of building within an integrated information environment [12]. Furthermore, the BIM reduces the duration and cost of the project, improves maintenance management and increases the value of the building [6]. Tomek [13] pointed out that BIM has impact on both external and internal risks in construction company. This is important according to what Rezakhani [14] says that due to unique properties of construction operations, many risk factors are involved in construction project.

BIM also improves communication between the different project parties [15]. On the other hand, the BIM as a new phenomenon seeks to renew the practices of the construction industry, so it is subject to several barriers facing its application [16].

2. Research Background

Various stakeholders in the AEC industry have recognized the benefits of BIM and this is why it was used in large projects such as (London Olympic Stadium), (Veldodrome cycle track), (The Cheese grater Building) in London [17]. In addition many complex projects that have successfully completed these projects such as (EMP museum), (Walt Disney Concert Hall), (Shanghai World Expo cultural center), (Shanghai tower) and other projects [18]. Thus, BIM has been widely implemented around the world, exclusively in developed countries. However, organizations and companies face a range of barriers in their BIM application [19].

It is difficult to convince private clients of the change toward BIM in a short time [18]. This is also consistent with what Eastman [6] says about clients as most of them prefer not to venture and wait to see the benefits and barriers of the BIM while being used by their competitors. On the other hand, the cost of the initial investment for the application of the BIM is high, as it requires huge funds to buy the software and hardware required by certain specifications in addition to the cost of training and the wages of specialists, all of these barriers to the application of BIM [17, 18].

In addition, weak support from senior management is one of the barriers facing the application of the BIM, as the main factor in the success of any change is the support of senior management which must exist to face the strong resistance to change [20].

After the completion of the project, the BIM model is delivered by the client to the facility management team who are responsible for the maintenance and operation of the building [21]. Although the client considered the ownership of the model belongs to him as he pays the price to the designers and parties responsible for producing the final model at the end of the project, but the researchers and specialists indicated to the unsafety the designers and parties involved in the production of the final model suffered in terms of ownership of their inputs [6].

One of the barriers facing BIM application is the fragmented nature of stakeholders where this barrier is incompatible with what BIM requires of cooperation in work [22]. On the other hand, each party involved in the creation of the BIM model uses specific software that suits with the required task and the difference between this software generates compatibility problems, which constitute a barrier to the exchange of data

to and from the model [17, 18].

On the legal side, the lack of BIM standard contracts is another barrier for many companies and organizations [23]. Table 1 in Appendix A summarizes the barriers of other researchers from different countries.

3. Research Methodology

This paper investigates about potential barriers that facing the adoption of BIM in Iraq. The data were collected through field survey by design a special questionnaire for this purpose distribution it to the professionals working in the Iraqi construction sector in both public and private sectors Respondents explained their views in a set of items in the questionnaire, where 300 questionnaires were distributed and the total return was 273 be response rate 87.7%. with 11 incompletes, so the final number of forms is 262 forms. The interview method is used in the distribution of the questionnaire. Kumar and Phrommathed [24] points out that the method of the interview gives a relatively high response rate and reduces the probability of incorrect or inadequate answers compared to other methods such as the online questionnaire. The method of the interview was in two ways, some governmental institutions provided facilities to hold a single seminar or multi seminars to discuss the subject of BIM and respondents fill out the questionnaire after the end of these seminars. Other firms did not provide facilities, or the number of their target respondents is small, resorting to the second method which is the direct interview with the respondent. Each respondent took about 6 to 8 minutes to fill out the questionnaire. The questionnaire included three main parts:

part I (General Information): This part comprises general information concerning the respondent (name, age, gender, and the type of work sector) in addition to the classifications of the educational qualification, specialization, job position and work experience.

part II (current practices and extent of BIM knowledge): This part was used to describe the current work practices, which included question about the type of projects managed by the firm or the company and the uses of the respondent from the CAD and request each respondent to determine the software on which it works, in addition to the question about how to document the projects data and information during the lifecycle of them , This part also includes the question the respondent about the BIM and have been heard in any way and whether it is used or not, in addition to the question of the extent to which it is known, and also to provide a 20-year time limit to assess the possibility of applying the BIM within this range.

part III (BIM protentional barriers): This part includes a list of the barriers facing the BIM. It contains (23) closed questions designed by the five- Likert scale [25]. The scale is (1: Very weak, 2: Weak, 3: Moderate, 4: Strong, 5: Very strong). Each respondent was invited to give a degree of measure to each question according to what he believes within the environment of the Iraqi construction sector.

After the collection of the questionnaires, they were arranged, unloaded and analyzed using the Statistical Packaging for Social Science (SPSS) software version 24.

4. Arbitration of the Questionnaire

The arbitration of the questionnaire is defined as an essential type of validity given by experts as a judgment on the instrument whether it measures what we perceive it to measure [26]. Accordingly, the arbitration was conducted to verify the validity of the questionnaire by presenting the questionnaire to three groups of experts and asked them to express their opinions and suggestions about the questionnaire.

The first group was asked to evaluate the questions of the questionnaire and their suitability for the scope of the research and whether the questionnaire questions reflect the concept of the research. All arbitrators from this group are those with prior knowledge of BIM and its software and with different levels.

The second group includes experts from the statistical field to assess whether the questionnaire was valid in terms of its design sufficiently to conduct statistical tests.

Finally, the third group asked for its opinion on the Arabic and English questionnaire languages and Table 2 shows the qualifications of all experts and their countries.

Table 2 Information about arbitrators.

Group	Expert	Educational Qualification	Place of Work	Country of Expert
Content	C1	Ph.D. in construction management	Middle Technical University	Iraq
	C2	Ph.D. in Road and airport engineering	University of Diyala	Iraq
	C3	Ph.D. in architectural engineering	University of Baghdad	Iraq
	C4	Ph.D. researcher in construction management	Loughborough University	UK
	C5	M.Sc. in construction management	University of Technology	Iraq
	C6	M.Sc. in construction management	The Islamic University in Gaza	Palestine
	C7	M.Sc. in construction management	Tishreen University	Syria
	C8	Bachelor of Civil Engineering and Revit trainer	General Company for Technical Studies and Consultations	Syria
Statistic	S1	Ph.D. in statistics	Swami Ramanand Teerth Marathwada University	India
	S2	Ph.D. in statistics	International Islamic University Malaysia	Malaysia
Language	L1	Ph.D. Arabic Language	University of Sulaymaniyah	Iraq
	L2	M.Sc. English Language	University of Diyala	Iraq

5. Pilot Study

A pilot study can be defined as a small initial study or trial attempt applied to respondents whose characteristics are similar to those of the original sample respondents [26, 27].

Salkind [27] points out that the main objective of conducting the pilot study is to discover the problems and identify the questions that are more ambiguous than others and this helps the researcher to take corrective practices that improve the research process.

The size of pilot study sample ranged between 30 and 50 respondents [28]. In this study the size of the sample is 40 collected and arranged for the purpose of processing the statistical tests. Based on what Krauth [29] pointed out, the pilot study data are used only to show whether the questionnaire is proper for distribution to the main sample (in terms of validity and reliability). Therefore, the sample of the pilot study should not be included in the main sample.

6. Statistical Validity and Reliability (According to Pilot Study)

Access to acceptable results within any research requires the use of accurate measurement instrument as one of the basic requirements. Behjati [30] mentions that among the main objectives of the researcher is to design his research tool and make it characterized by three main qualities (be meaningful, be accurate, be efficient). Therefore, the validity and reliability tests were conducted on the data obtained from the pilot study.

6.1. Statistical Validity

The validity of instrument can be defined as the degree to which the instrument measures what it is supposed to measure [31, 32]. Through this test, correlation coefficients between each item in a particular part are measured with the part as a whole [33].

The test was carried out on the parts that intended to measure the potential BIM barriers by calculating the correlation coefficients. Table 3 shows the values of the Spearman's Rho correlation coefficient (for ordinal) and p-values for all items of potential barriers part.

Table 3 Spearman's rho correlation for BIM potential barriers in pilot data.

Barriers	Correlation Coefficient	Sig. (2-tailed)	Barriers	Correlation Coefficient	Sig. (2-tailed)
BA1	0.372*	0.018	BA13	0.572**	0.000
BA2	0.491**	0.001	BA14	0.709**	0.000
BA3	0.468**	0.002	BA15	0.703**	0.000
BA4	0.422**	0.007	BA16	0.714**	0.000
BA5	0.492**	0.001	BA17	0.729**	0.000
BA6	0.440**	0.004	BA18	0.601**	0.000
BA7	0.520**	0.001	BA19	0.711**	0.000
BA8	0.524**	0.001	BA20	0.726**	0.000
BA9	0.680**	0.000	BA21	0.697**	0.000
BA10	0.322*	0.043	BA22	0.783**	0.000
BA11	0.486**	0.001	BA23	0.481**	0.002
BA12	0.536**	0.000			
*Correlation is significant at the 0.05 level (2-tailed)					
**Correlation is significant at the 0.01 level (2-tailed)					

Results showed that correlation coefficients ranged from (0.322) to (0.783) and P- values, all than 0.05. This gives an indication that all items are consistent and have the valid to measures what has been set up to measure it.

6.2. Statistical Reliability

One of the most common methods of calculate reliability and the value of the Alpha Cronbach constant from 0 to 1 and the closer to 1 indicates the high degree of reliability [34].

Table 4 below represents a classification for the degree of reliability according to the value of the alpha-Cronbach coefficient.

When the Alpha Cronbach method was conducted for the questionnaire, the results is 0.916 which is within the excellent limit this result confirms the reliability of the questionnaire.

After ascertaining the validity and reliability of the questionnaire according to the results of pilot study analysis, the questionnaire became eligible for distribution with the main sample.

Table 4. Reliability cutoff values [34].

Cronbach's alpha	Degree of Reliability
$\alpha \geq 0.9$	Excellent
$0.9 > \alpha \geq 0.8$	Good
$0.8 > \alpha \geq 0.7$	Acceptable
$0.7 > \alpha \geq 0.6$	Questionable
$0.6 > \alpha \geq 0.5$	Poor
$0.5 > \alpha$	Unacceptable

7. Statistical Techniques Used for Questionnaire Data Analysis

A set of quantitative statistical techniques have been used to analyse the questionnaire data to obtain a comprehensive view of the opinions obtained from the specialists in Iraqi Architectural, Engineering, construction (AEC) regarding the subject of BIM potential barriers. These statistical techniques will be clarified Below:

Descriptive Statistics

Descriptive statistics can be defined as statistical methods which aims at summarizing data, organizing data, and simplifying data [35]. Descriptive statistics that have been used are:

Central Tendency Measurement

The central tendency of the statistic refers to the concept of representative value (the average), which aims to describe the distribution of values with the best single value, and one of the most important measures of central tendency is the mean [35].

Variability Measurement

Variability measures are quantitative measures intended to measure differences between values in a distribution and to indicate the extent to which extent the data is centered or dispersed, and one of the most important measures of Variability is the standard deviation (SD) [35].

Relative Importance Index (RII)

One of the techniques used in the analysis of data is the relative importance index RII and the purpose of its use is to give a rank for each item in a particular part in the questionnaire.

The equations:

$$RII = \frac{\sum W}{(A*N)} \quad (1)$$

$$RII = \frac{5(n_5)+4(n_4)+3(n_3)+2(n_2)+n_1}{5(n_5+n_4+n_3+n_2+n_1)} \quad (2)$$

where

W: The weight given by respondents for each component (ranging from 1 to5);

A: Represents the highest weight (which equals 5);

N: Represents the total number of respondents.

8. Results and Discussion

8.1. General Information for Respondents

The demographic characteristics of target respondents shown in Table 5.

Table 5. The respondent's profile.

Information about	Categories	Percentage
Work sector	Public sector	79%
	Private sector	14%
	Public and private together	7%
Gender	Male	69%
	Female	31%
Age	20-30 years	25%
	31-40 years	51%
	41-50 years	18%
	More than 51 years	6%
Academic qualification	Diploma	3%
	Bachelor	80%
	Master	10%
	Ph.D.	10.6%
	Other	1%
Specialization	Architect	4%
	Civil Eng.	52%
	Electrical Eng.	24%
	Mechanical Eng.	12%
	Other	8%
Group (Job)	Designer	14%
	Consultant	9%
	Project manager	10%
	Site engineer	50%
	Contractor	12%
	Other	5%
Practical experience	Less than 5 years	30%
	5-10 years	24%
	11-15 years	17%
	16-20 years	17%
	More than 20 years	12%

8.2. Current Practices and Level of BIM Awareness

To achieve a comprehensive view of the respondents' background and place of work, they were asked several questions related to the firm or company in which they work as well as other questions aimed at knowing the current status of BIM and the extent of knowledge available to it.

Figure 1 shows the type of the projects managed by the firm or company where the percentages as follow: Building projects equals 22.2%, infrastructure projects equals 30.9% and together (Building and Infrastructure) equal 46.9%.

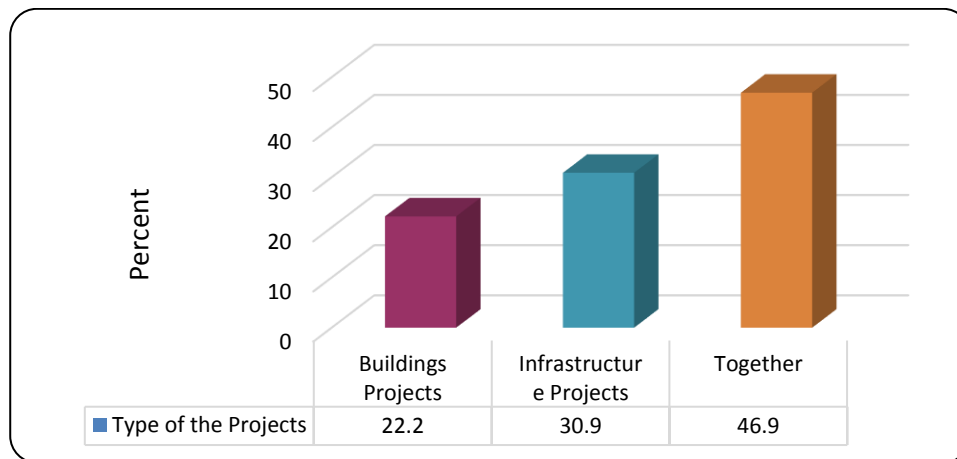


Fig. 1. The type of the projects.

Figure 2 provides the percentages of CAD users where non-use percentage is 19.8%, the use of the 2D only equal 46.9%, the use of 3D only equal 1.2%, the use of 2D and 3D together equal 32.1%.

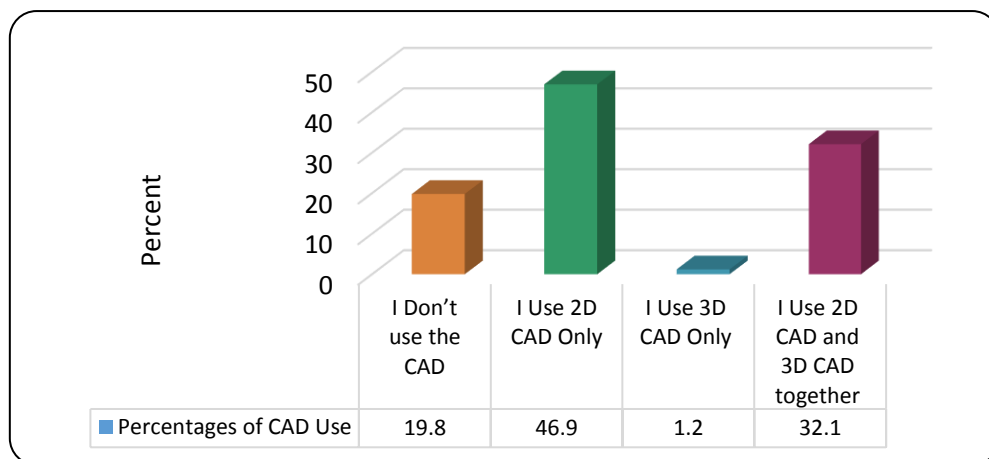


Fig. 2. The percentages of CAD use.

The results give the impression that a relatively small proportion is far from computer use and specifically from CAD used. This may be a positive point in terms of facilitating the application of the BIM because the majority has experience and pre-processing with the computer. On the other hand, the higher percentage of users are use 2D CAD, which may be hindered in their transformation from 2D drawing style in CAD to modeling (not drawing) with multiple dimensions in BIM.

When respondents were asked about the software they used in their engineering field, the answers were as shown in Fig. 3.

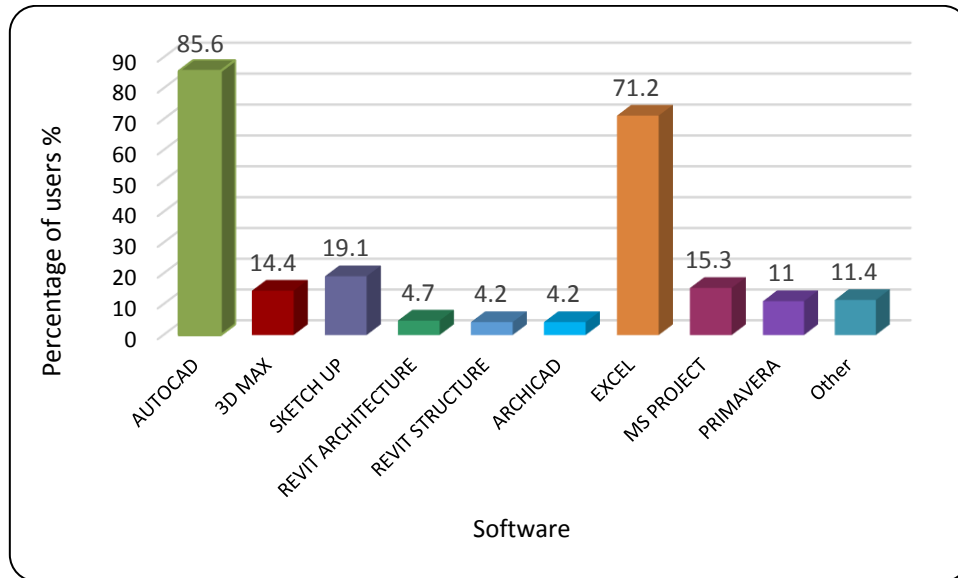


Fig. 3. Software usage percentages.

The documentation system was used to save the documents and all the details of the project were asked from the respondents and the answer is shown in Fig. 4. The highest percentage towards both hard and electronic documentation (65.3%). The percentage of hard documentation was (25.2%) and the electronic documentation was (9.5%).

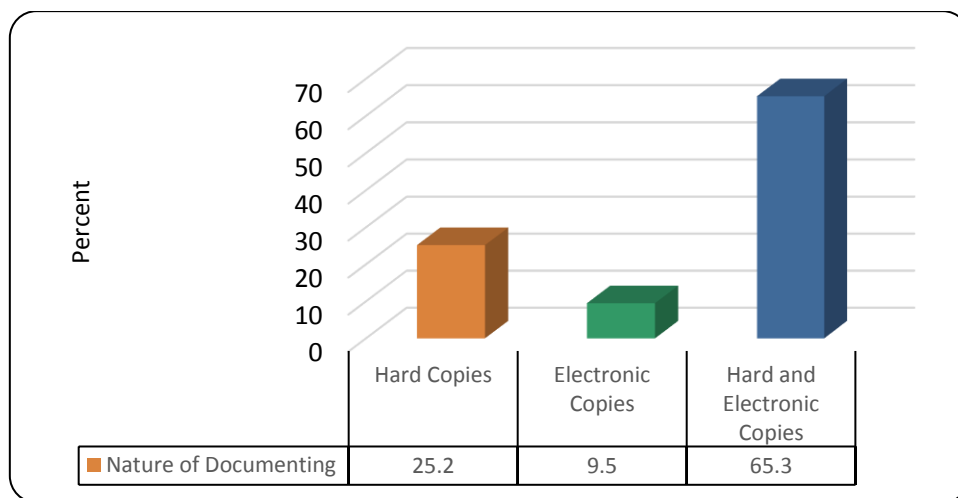


Fig. 4. The nature of documenting project documents.

The results showed that the most common method of documenting project data (both electronic and paper copies together) is limited to storage only. There is really lack of use modern documentation systems that facilitate modification, sharing, storage and take advantages of them in the project during its lifecycle or utilization them in similar future projects.

When respondents were asked whether or not they had heard about Building Information Modeling (BIM), 21.4% of them answered “yes” and explained how they knew it, and 78.6% of them answered that they did not know it as shown in Fig. 5.

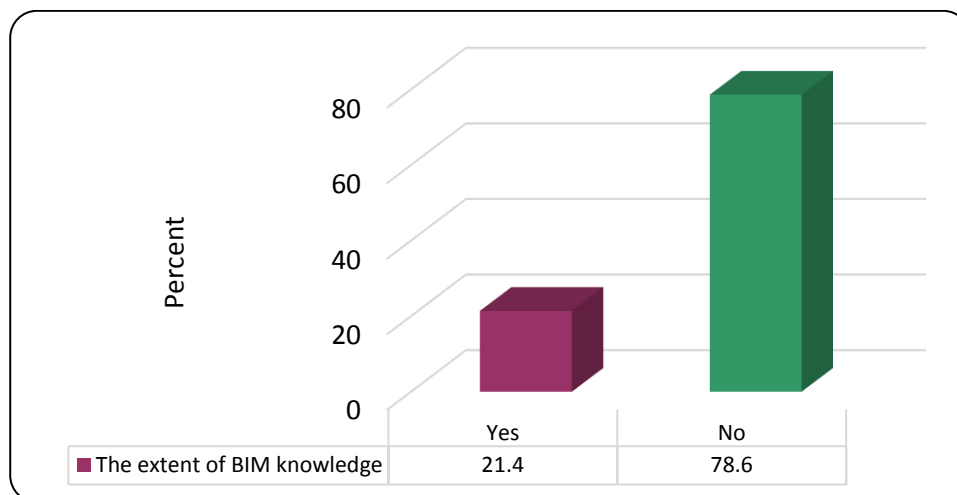


Fig. 5. Respondents answer about their knowledge of BIM.

In this result, it is clear that the level of BIM knowledge of specialists working in the Iraqi construction sector is very weak.

People who had already had knowledge of BIM and answered 0.9% of them worked in companies using BIM (a very small percentage due to the scarcity of BIM in public or private companies and firms), 32.7% knew the BIM by reading research, which is the highest percentage due to the availability of many sources related to the subject, 17.8% are trained to use BIM software with their individual skills, 15.9% Learn about BIM through meetings and seminars and 22.4% heard about the BIM in other ways.

When respondents were asked whether the company or firm in which they worked was using the BIM, 2.7% answered “yes” and 97.3% answered “No” as shown in Fig. 6.

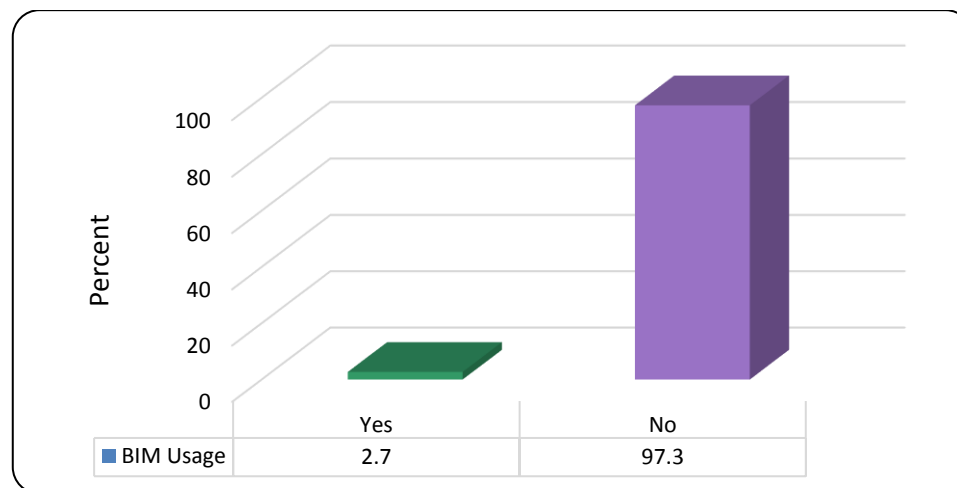


Fig. 6. Respondents answer about BIM usage in place of their work.

The results showed that the use of BIM in the projects is almost non-existent. This logical result is probably due to the ignorance of the benefits of BIM in the public sector on the one hand and the stagnation experienced by the private sector and its inability to apply modern technology.

To give an assessment of the current level of knowledge in BIM, respondents were asked about their description of the level of knowledge in the construction sector and the answer was shown in Fig. 7.

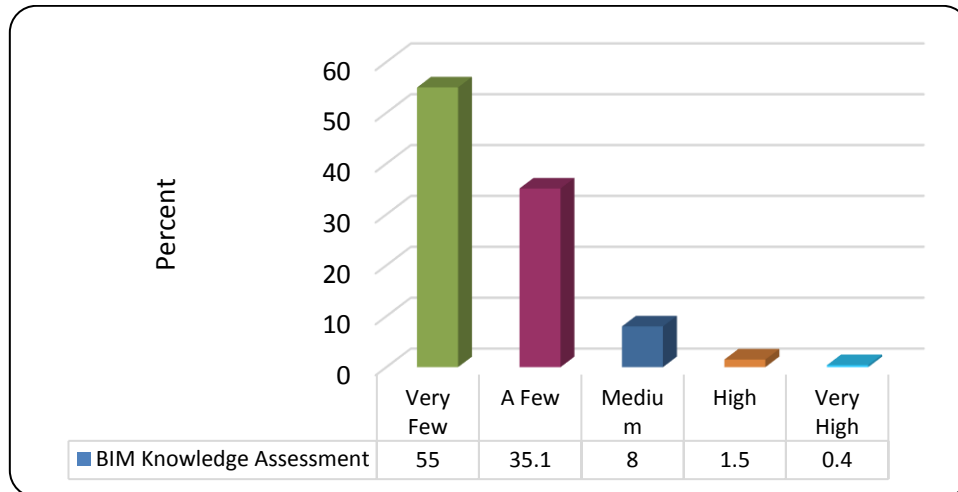


Fig. 7. Assessment of BIM knowledge level.

It is noticeable that by assessing the view of each respondent of general knowledge of BIM is was very weak according to the majority views.

Finally, respondents were asked about their expectations of implementing the BIM in Iraq over the next 20 years the answer was shown in Fig. 8.

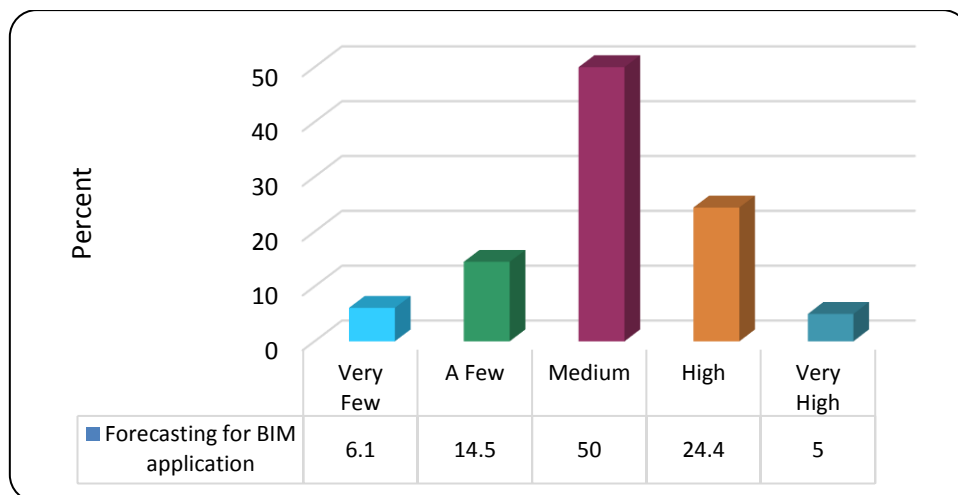


Fig. 8. BIM adoption projections over the next 20 years.

The results showed that the expectations about the application of BIM in Iraq are not very optimistic and not very pessimistic, but between them.

8.3. RII For BIM Potential Barriers

A value of RII for each item was calculated to obtain the rank of the single item within the rest of the items Table 6 shows the mean and standard deviation values for items and the resulting final ranks for each item.

Table 6. Rank of BIM potential barriers depending on RII, Mean, SD.

No.	BIM Adoption Barriers	Mean	SD	RII	Rank
BA1	The owner did not request the use of BIM therefore, there is no motivation to think about its adoption at work	3.40	1.201	68.168	13
BA2	The cost of BIM software and the cost of its updates	3.55	1.026	70.687	8
BA3	The cost of the hardware required with special specifications for the operation of BIM software	3.21	.994	64.656	20
BA4	The cost of training for BIM software	3.37	1.061	67.557	14
BA5	The cost of recruitment BIM specialists and additional staff	3.53	.966	70.916	7
BA6	Time to apply BIM and its negative impact on current productivity	3.02	1.024	60.916	22
BA7	The investment is not clear from the BIM application	3.02	0.973	60.763	23
BA8	Shortage of experts in BIM field	3.84	1.077	76.870	2
BA9	Insufficient BIM standards and protocols	3.48	1.047	69.847	9
BA10	The belief that existing techniques are adequate, there is no need to apply the BIM	3.15	1.234	63.130	21
BA11	Problems related to interoperability between BIM software	3.28	1.131	65.954	17
BA12	Weak education and training in universities and government centers	3.59	1.197	72.061	5
BA13	Weak government efforts to implement BIM	3.91	1.158	78.321	1
BA14	The need to manage sophisticated data with the level of evolution of the model	3.34	1.115	65.878	18
BA15	Weak cooperation between different disciplines	3.55	1.073	71.298	6
BA16	Exposure to the risks associated with intellectual property model and the cost of copyright and publishing	3.23	1.071	64.962	19
BA17	The need for amendment in design regulations and regulations	3.32	1.006	66.565	15
BA18	The need to formulate BIM contracts	3.40	1.035	68.321	12
BA19	Weak knowledge of BIM benefits	3.74	1.100	74.809	3
BA20	Weak skill among engineers and a difficulty in learning BIM software	3.32	1.173	66.489	16
BA21	Lack of qualified cadres and experts to train BIM software	3.44	1.192	68.702	11
BA22	The need to uninterrupted power and a strong Internet can accommodate the vast amount of information	3.46	1.095	69.313	10
BA23	The strong resistance to change, especially the large ages, and the engineers stuck to the software just familiar to them	3.63	1.149	72.672	4

The results showed that “Weak government efforts to implement BIM” is the highest potential barrier for BIM application according to the point of view of specialists with (RII=78.321, mean=3.91, SD=1.158). The Iraqi government has not shown a distinctive role in the adoption and dissemination of modern technologies in the field of the Iraqi construction sector. It is logical that the most important barriers that were nominated by the respondents are the weakness of the government efforts to implement the BIM, On the other hand, this result shows agreement with many researchers who have studied the subject of BIM [36-40].

The potential BIM barrier which was in the second rank is “Shortage of experts in BIM field” with (RII=76.870, mean=3.84, SD=1.077). This result is consistent with what Ali [41] mentioned. Other researchers from different countries indicates that shortage of experts in BIM field is one of the most important BIM barriers [37, 42-50].

The third potential barrier of BIM is “Weak knowledge of BIM benefits” with (RII=74.809, mean=3.74, SD=1.100). This is due to the lack of self-development of most of those working within the Iraqi construction sector. This results also agrees with researchers from other countries [19, 40, 42, 43, 49, 51-56].

The fourth potential barrier of BIM according to the point of view of the specialists is “The strong resistance to change, especially the large ages, and the engineers stuck to the software just familiar to them” (RII=72.672, mean=3.63, SD=1.149) This finding is not strange, as there has been consensus among many researchers that it is an important BIM barrier [39, 48, 57-63].

The fifth rank of BIM potential barriers was “Weak education in the universities or government training centers” with (RII=72.061, mean=3.59, SD=1.197). Where the Iraqi universities suffer in general from weakness in keeping pace with modern technologies, including the BIM. On the other hand, the weakness of the training provided by government centers is very weak and this was mentioned out by many researchers as one of the most important barriers that hinder the application of BIM [1, 36, 40, 47, 49, 59, 62, 64, 65].

The two lowest-ranking benefits are “Time to apply BIM and its negative impact on current productivity” and “The investment is not clear from the BIM application” according to the point of view of specialists. On the other hand, the top five potential BIM barriers seem to be logical and consistent with the problems of Iraq's construction projects.

9. Conclusions and Recommendations

According to Iraqi professionals views the first barrier facing the use of BIM in Iraqi construction projects is the weakness of the government's efforts and the lack of its interest in its implementation. Lack of experts in the field of BIM is the second barrier facing the use of BIM is the construction projects of Iraq. Poor knowledge about the benefits of BIM, resistance to change, poor training and education all these are important barriers facing BIM use.

In order to increase the level of knowledge in BIM, it is recommended that many seminars and conferences be held which in consultation with the experts in the field of construction projects, on the other hand, to raise the skill level of engineers it is recommended to provide training programs in government centers and institutions. Building and supporting academic projects as well as encouraging researchers in the field of BIM which will facilitate the transfer of expertise and information from the world. The government must play a vital role by providing the main guidelines to institutions in its transition toward BIM. The government can build a generation that has knowledge of BIM by imposing a BIM curriculum in university education. The change towards the BIM should not be sudden and rapid as the presence of resistance to change must be addressed in several points, including providing training and application to small cases at first, this would break the psychological barriers and accept BIM.

References

- [1] Y. Arayici, F. Khosrowshahi, A. M. Ponting, and S. A. Mihindu, “Towards implementation of building information modelling in the construction industry,” in *Proc. Fifth International Conference on Construction in the 21st Century (CITC-V)*, 2009, Istanbul, Turkey, pp. 1342-1351.
- [2] S. Azhar, A. Nadeem, J. Y. Mok, and B.H. Leung, “Building Information Modeling (BIM): A new paradigm for visual interactive modeling and simulation for construction projects,” in *Proc. First International Conference on Construction in Developing Countries*, 2008, vol. 1, pp. 435-446.
- [3] B. Succar, “Building information modelling framework: A research and delivery foundation for industry stakeholders,” *Automation in Construction*, vol. 18, no. 3, pp. 357-375, 2009.
- [4] C. T. Chan, “Barriers of implementing BIM in construction industry from the designers’ perspective: A Hong Kong experience,” *Journal of System and Management Sciences*, vol. 4, no. 2, pp. 24-40, 2014.
- [5] S. Azhar, M. Khalfan, and T. Maqsood, “Building information modelling (BIM): Now and Beyond,” *Construction Economics and Building*, vol. 12, no. 4, pp. 15-28, 2015.

- [6] C. M. Eastman, C. Eastman, P. Teicholz, and R. Sacks, *BIM Handbook: A Guide to Building Information Modeling for Owners, Managers, Designers, Engineers and Contractors*, 2nd ed. United States: John Wiley & Sons, 2011.
- [7] Y. Arayici, C. Egbu, and S. Coates, "Building information modelling (BIM) implementation and remote construction projects: Issues, challenges, and critiques," *Journal of Information Technology in Construction*, vol. 17, pp. 75-92, 2012.
- [8] A. H. Memon, I. A. Rahman, I. Memon, and N. I. A. Azman, "BIM in Malaysian construction industry: Status, advantages, barriers and strategies to enhance the implementation level," *Research Journal of Applied Sciences, Engineering and Technology*, vol. 8, no. 5, pp. 606-614, 2014.
- [9] L. Chen and H. Qu, "Evaluation for economics and legislative factors influence the design team and contractor throughout a building project from inception to completion," *Journal of System and Management Sciences*, vol. 1, no. 6, pp. 94-108, 2011.
- [10] G. Nagalingam, H. S. Jayasena, and K. Ranadewa, "Building information modelling and future quantity surveyor's practice in Sri Lankan construction industry," in *The Second World Construction Symposium*, 2013, pp. 81-92.
- [11] A. Naderpour, J. M. Sardroud, and M. Mofid, "Proposing an optimum model for time estimation of construction projects in Iranian gas refineries," *Engineering Journal*, vol. 21, no. 5, pp. 285-304, 2017.
- [12] Cooperative Research Centre for Construction Innovation (Australia), *Adopting BIM for Facilities Management: Solutions for Managing the Sydney Opera House*. Brisbane, Qld, Australia: Icon.Net Pty Ltd., 2007.
- [13] A. Tomek and P. Matějka, "The impact of BIM on risk management as an argument for its implementation in a construction company," *Procedia Engineering*, vol. 85, pp. 501-509, 2014.
- [14] P. Rezakhani, "Fuzzy MCDM model for risk factor selection in construction projects," *Engineering Journal*, vol. 16, no. 5, pp. 79-93, 2012.
- [15] W. A. Hatem, A. Kwan, and J. Miles, "Comparing the effectiveness of face to face and computer mediated collaboration," *Advanced Engineering Informatics*, vol. 26, no. 2, pp. 383-395, 2012.
- [16] T. G. Kekana, C. O. Aigbavboa, and W. D. Thwala, "Building information modelling (BIM): Barriers in adoption and implementation strategies in the South Africa construction industry," in *International Conference on Emerging Trends in Computer and Image Processing*, 2014, Thailand, pp. 15-16.
- [17] D. Bryde, M. Broquetas, and J. M. Volm, "The project benefits of building information modelling (BIM)," *International Journal of Project Management*, vol. 31, no. 7, pp. 971-980, 2013.
- [18] K.-F. Chien, Z.-H. Wu, and S.-C. Huang, "Identifying and assessing critical risk factors for BIM projects: Empirical study," *Automation in Construction*, vol. 45, pp. 1-15, 2014.
- [19] A. Elmualim and J. Gilder, "BIM: Innovation in design management, influence and challenges of implementation," *Architectural Engineering and Design Management*, vol. 10, no. 3-4, pp. 183-199, 2014.
- [20] D. M. Herold, D. B. Fedor, S. Caldwell, and Y. Liu, "The effects of transformational and change leadership on employees' commitment to a change: A multilevel study," *Journal of Applied Psychology*, vol. 93, no. 2, pp. 346-357, 2008.
- [21] A. Porwal and K. N. Hewage, "Building information modeling (BIM) partnering framework for public construction projects," *Automation in Construction*, vol. 31, pp. 204-214, 2013.
- [22] K. Ku and M. Taiebat, "BIM experiences and expectations: The constructors' perspective," *International Journal of Construction Education and Research*, vol. 7, no. 3, pp. 175-197, 2011.
- [23] B. Becerik-Gerber and D. Kent, "Implementation of integrated project delivery and building information modeling on a small commercial project," in *Associated Schools of Construction Annual International Conference, and CIB Workgroup 89*, 2010, Boston, MA, USA.
- [24] S. Kumar and P. Phrommathed, *Research Methodology*, 2nd ed. Germany: Springer, 2005.
- [25] R. Likert, "A technique for the measurement of attitudes," *Archives of Psychology*, vol. 144, no. 55, pp. 1-55, 1932.
- [26] G. J. Privitera, *Student Study Guide with IBM® SPSS® Workbook for Essential Statistics for the Behavioral Sciences*, 2nd ed. United States: SAGE, 2015.
- [27] N. J. Salkind, *Encyclopedia of Research Design*, 1st ed., vol. 1. United States: SAGE, 2010.
- [28] S. J. Thomas, *Using Web and Paper Questionnaires for Data-Based Decision Making: From Design to Interpretation of the Results*, 1st ed. 2004, United States: Corwin Press, 2004.
- [29] J. Krauth, *Experimental Design: A Handbook and Dictionary for Medical and Behavioral Research, Illustrated Edition*. Elsevier, 2000.

- [30] D. S. Behjati, *Handbook of Research Instrument: Basic Review of the Validity and Reliability of Measurement*, 1st ed. United Kingdom: CreateSpace Independent Publishing Platform, 2015.
- [31] J. Pallant, *SPSS Survival Manual: A Step by Step Guide to Data Analysis Using IBM SPSS*, 6th ed. Australia: Allen & Unwin, 2016.
- [32] R. M. Furr and V. R. Bacharach, *Psychometrics: An Introduction*, 2nd ed. United States: SAGE, 2013.
- [33] G. Garson, *Validity and Reliability (Statistical Associates Blue Book Series 12)*, Kindle Edition. USA: Statistical Associates Publishers, 2013.
- [34] R. D. Yockey, *SPSS Demystified: A Simple Guide and Reference*, 2nd ed. 2016, United Kingdom: Taylor & Francis, 2016.
- [35] F. J. Gravetter and L. B. Wallnau, *Statistics for the Behavioral Sciences*, 1st ed. United States: Cengage Learning, 2016.
- [36] C. Crowley, "Identifying opportunities for quantity surveyors to enhance and expand the traditional quantity surveying role by adopting building information modelling," in *Proceedings of the CITA BIM Gathering Conference*, Dublin, Ireland, 2013.
- [37] NBS, *NBS International BIM Report*. UK: The National BIM Library, 2015.
- [38] S. Liu, B. Xie, L. Tivendal, and C. Liu, "Critical barriers to BIM implementation in the AEC industry," *International Journal of Marketing Studies*, vol. 7, no. 6, p. 162, 2015.
- [39] V. Kushwaha, "Contribution of building information modeling (BIM) to solve problems in architecture, engineering and construction (AEC) industry and addressing barriers to implementation of BIM," *Int. Res. J. Eng. Technol*, vol. 3, no. 1, pp. 100-105, 2016.
- [40] K. Chen, "A strategic decision making framework for organisational BIM implementation," Doctoral dissertation, Cardiff University, Cardiff, Wales, UK, 2015.
- [41] K. A. Al-shaikhli, "Utilizing building information modeling in developing bills of quantities," Doctoral dissertation, Building & Construction Engineering Department, University of Technology—Iraq, 2015.
- [42] M. Kassem, T. Brogden, and N. Dawood, "BIM and 4D planning: A holistic study of the barriers and drivers to widespread adoption," *Journal of Construction Engineering and Project Management*, vol. 2, no. 4, pp. 1-10, 2012.
- [43] N. Thurairajah and D. Goucher, "Advantages and challenges of using BIM: A cost consultant's perspective," in *49th ASC Annual International Conference*, 2013, pp. 1-8.
- [44] NBS, *NBS International BIM Report*. UK: The National BIM Library, 2013.
- [45] K.-D. Wong and Q. Fan, "Building information modelling (BIM) for sustainable building design facilities," vol. 31, no. 3-4, pp. 138-157, 2013.
- [46] S. Amireddy, "Knowledge management in construction using building information modeling (BIM)," Doctoral dissertation, Auburn University, Alabama, USA, 2014.
- [47] NBS, *NBS International BIM Report*. UK: The National BIM Library, 2014.
- [48] M. K. OSMAN, "Implementation and potential benefits of building information modeling (BIM) in Sudan construction industry," Doctoral dissertation, Sudan University of Science and Technology, Khartoum, Sudan, 2016.
- [49] NBS, *NBS International BIM Report*. UK: The National BIM Library, 2016.
- [50] NIBT, *Use of BIM in Indian AEC Industry*. National Institute of Building Technology, 2017.
- [51] K. Newton and N. Chileshe, "Enablers and Barriers of Building Information Modelling (BIM) Within South Australian Construction Organisations," Doctoral dissertation, University of New South Wales, Kensington, New South Wales, Australia, 2011.
- [52] I. Kojadinovic and M. Björk Löf, "Possible utilization of BIM in the production phase of construction projects: BIM in Work Preparations at Skanska Sweden AB," M.S. thesis, Department of Real Estate and Construction Management, KTH Architecture and Build Environment, Stockholm, Sweden, 2012.
- [53] Z. Zakaria, M. A. Nasly, T. H. Ahmad, A. Marshall-Ponting, and A. H. Zuhairi, "Exploring the barriers and driving factors in implementing building information modelling (BIM) in the Malaysian construction industry—A preliminary study," *Journal – The Institution of Engineers, Malaysia*, vol. 75, no. 1, pp. 1-10, 2014.
- [54] S. M. Ahmed, H. H. Emam, and P. Farrell, "Barriers to BIM/4D implementation in Qatar," in *The 1st International Conference of CIB Middle East & North Africa Conference*, Abu Dhabi, UAE. 2014.
- [55] N. N. O. Armah, "Assessing the benefits and barriers of the use of building information modeling (BIM) in the Ghanaian Building Construction Industry," Doctoral dissertation, Kwame Nkrumah University of Science and Technology, Kumasi, Ghana, 2015.

- [56] I. Nechaeva, "Building information modelling (BIM) in construction project management in Russia," in *Proc. Fifth International Scientific Conference on Project Management in the Baltic Countries, Project Management Development—Practice and Perspectives*, April 14-15, 2016, Riga, University of Latvia, pp. 213-225.
- [57] R. Howard, and B.-C. Björk, "Building information modelling—Experts' views on standardisation and industry deployment," *Advanced Engineering Informatics*, vol. 22, no. 2, pp. 271-280, 2008.
- [58] C. Furneaux and R. Kivvits, *BIM—Implications for Government*. CRC for Construction Innovation, 2008.
- [59] H. D. Baba, "Building information modeling in local construction industry," Doctoral dissertation, Universiti Teknologi Malaysia, Johor Bahru, Malaysia, 2010.
- [60] A. Aibinu and S. Venkatesh, "Status of BIM adoption and the BIM experience of cost consultants in Australia," *Journal of Professional Issues in Engineering Education and Practice*, vol. 140, no. 3, p. 04013021, 2013.
- [61] R. Stanley, and D. Thurnell, "The benefits of, and barriers to, implementation of 5d BIM for quantity surveying in New Zealand," *Construction Economics and Building*, vol. 14, no. 1, pp. 105-117, 2014.
- [62] Y. Arayici, *Building Information Modeling*, 1st ed. United Kingdom: Bookboon, 2015.
- [63] R. Volk, J. Stengel, and F. Schultmann, "Building information modeling (BIM) for existing buildings—Literature review and future needs," *Automation in Construction*, vol. 38, pp. 109-127, 2014.
- [64] T. C. K. Tse, K. D. A. Wong, and K. W. F. Wong, "The utilisation of building information models in nD modelling: A study of data interfacing and adoption barriers," *Journal of Information Technology in Construction (ITcon)*, vol. 10, no. 8, pp. 85-110, 2005.
- [65] G. Aranda-Mena, A. Chevez, and J. Crawford, "Business drivers for BIM," Project 2005-033-C, Cooperative Research Centre for Construction Innovation, Brisbane, Final Report, Jan. 2008.
- [66] H. Yan and P. Damian, "Benefits and barriers of building information modelling," in *12th International Conference on Computing in Civil and Building Engineering*, 2008.
- [67] L. H. Forbes and S.M. Ahmed, *Modern Construction: Lean Project Delivery and Integrated Practices*, 1st ed. United States: CRC Press, 2010.
- [68] R. Lahdou and D. Zetterman, "BIM for project managers—How project managers can utilize BIM in construction projects," M.S. thesis, Department of Civil and Environmental Engineering, Division of Construction Management Visualization Technology, Chalmers University of Technology, Göteborg, Sweden, 2011.
- [69] I. B. Kjartansdóttir, "BIM adoption in Iceland and its relation to lean construction," M.S. thesis, the School of Science and Engineering, Reykjavik University, 2011.
- [70] McGraw-Hill Construction, "The business value of BIM in North America: Multi-year trend analysis and user ratings (2007-2012)," Smart Market Report, 2012.
- [71] N. Nazar, "Using the virtual building technology for quantity surveying of buildings," Doctoral dissertation, Department of Civil Engineering, University of Baghdad, Baghdad, Iraq, 2014.
- [72] M. Abubakar, Y.M. Ibrahim, D. Kado, and K. Bala, "Contractors' perception of the factors affecting building information modelling (BIM) adoption in the Nigerian construction industry," in *International Conference on Computing in Civil and Building Engineering*, 2014, pp. 167-178.
- [73] M. R. Hosseini, M. O. Namzadi, R. Rameezdeen, S. Banihashemi, and N. Chileshe, "Barriers to BIM adoption: Perceptions from Australian small and medium-sized enterprises (SMEs)," in *AUBE 2016: Proceedings of the 40th Australasian Universities Building Education Association Annual Conference*, Central Queensland University, 2016, pp. 271-280.
- [74] H. Hamidimonazam, M. R. Hosseini, and F. Zaeri, "Barriers to adopting building information modelling (BIM) within South Australian small and medium sized enterprises," in *Project Management Development—Practice and Perspectives*, 2016, Latvia, pp. 125-132.
- [75] N. M. Abdulfattah, A. M. Khalafallah, and N. A. Kartam, "Lack of BIM training: investigating practical solutions for the State of Kuwait," *World Academy of Science, Engineering and Technology, International Journal of Civil, Environmental, Structural, Construction and Architectural Engineering*, vol. 11, no. 8, pp. 1050-1056, 2017.
- [76] R. Matarneh and S. Hamed, "Barriers to the adoption of building information modeling in the Jordanian building industry," *Open Journal of Civil Engineering*, vol. 7, no. 03, pp. 325, 2017, 2017.

Appendix 1: (Questionnaire—English version)

Part I: Personal information (information about the person completing the questionnaire)

Name (Optional):	
Work sector:	<input type="checkbox"/> Public <input type="checkbox"/> Private <input type="checkbox"/> Public and Private together
Gender:	<input type="checkbox"/> Male <input type="checkbox"/> Female
Age:	<input type="checkbox"/> 20-30 years <input type="checkbox"/> 31-40 years <input type="checkbox"/> 41-50 years <input type="checkbox"/> More than 51
Educational level: <input type="checkbox"/> Diploma <input type="checkbox"/> Bachelor <input type="checkbox"/> Master <input type="checkbox"/> Ph.D. <input type="checkbox"/> Other (specify please)	specialization: <input type="checkbox"/> Architect <input type="checkbox"/> Civil Engineer <input type="checkbox"/> Electrical Engineer <input type="checkbox"/> Mechanical engineer <input type="checkbox"/> Other (please specify)
Belong to any group: <input type="checkbox"/> Designer <input type="checkbox"/> Consultant <input type="checkbox"/> Project Manager <input type="checkbox"/> Site engineer <input type="checkbox"/> Contractor <input type="checkbox"/> Other (specify Please)	Practical experience: <input type="checkbox"/> Less than two years <input type="checkbox"/> From 2 to 5 years <input type="checkbox"/> From 5 to 10 years <input type="checkbox"/> More than 10 years

Part II: Current Practices and Knowledge of Modeling Building Information

<p>What is your work sector?</p> <p><input type="checkbox"/> buildings projects</p> <p><input type="checkbox"/> infrastructure projects</p> <p><input type="checkbox"/> Building and Infrastructure together</p>	<p>What is your usage of the CAD?</p> <p><input type="checkbox"/> not used the CAD</p> <p><input type="checkbox"/> used the 2D only</p> <p><input type="checkbox"/> used the only 3D</p> <p><input type="checkbox"/> used the 2D and 3D together</p>
<p>Any of the following you use in your business software engineering? (Select one or more)</p>	
<input type="checkbox"/> AUTODESK AUTOCAD	<input type="checkbox"/> 3D MAX
<input type="checkbox"/> SKETCH UP	<input type="checkbox"/> REVIT ARCHITECTURE
<input type="checkbox"/> REVIT STRUCTURAL	<input type="checkbox"/> ARCHICAD
<input type="checkbox"/> EXCEL	<input type="checkbox"/> MS PROJECT
<input type="checkbox"/> PRIMAVERA	<input type="checkbox"/> Other (specify please)

What is the nature of the documentation system, storage and exchange of data in the project?

- hard copies
- electronic versions
- hard copy and electronic

Have you ever heard about Building Information Modeling (BIM) and the promise of applications and solutions?

- Yes
- No

If yes, please select a paragraph or more of the following paragraphs:

- worked in companies using the BIM programs
- read researches related to BIM
- I am training on the use of the BIM programs individually
- participated in conferences or meetings related to BIM
- part dealt with in my university
- Other (specify Please)

Does BIM use in one of your organization's projects?

- Yes
- No

<p>How would you describe the current level of knowledge of BIM in the Architecture, Engineering (AEC) and construction in Iraq?</p> <ul style="list-style-type: none"> <input type="checkbox"/> Very few <input type="checkbox"/> A few <input type="checkbox"/> Medium <input type="checkbox"/> High <input type="checkbox"/> Very high 	<p>What percentage do you think that the use of BIM in Iraq would be mandatory in the 20 coming years as is the case for other countries?</p> <ul style="list-style-type: none"> <input type="checkbox"/> Very few <input type="checkbox"/> A few <input type="checkbox"/> Medium <input type="checkbox"/> High <input type="checkbox"/> Very high
--	---

Part III: Potential barriers to BIM implementation

As you know the current situation of the Iraqi construction sector, what is your assessment of the following barriers facing the application of building information modeling (BIM)? Please tick (✓) under the column you see fit.

Number	Item	Very Weak	Weak	Moderate	Strong	Very Strong
1	The owner did not request the use of BIM therefore, there is no motivation to think about its adoption at work					
2	The cost of BIM software and the cost of its updates					
3	The cost of the hardware required with special specifications for the operation of BIM software					
4	The cost of training for BIM software					
5	The cost of recruitment BIM specialists and additional staff					
6	Time to apply BIM and its negative impact on current productivity					
7	The investment is not clear from the BIM application					
8	Shortage of experts in BIM field					
9	Insufficient BIM standards and protocols					
10	The belief that existing techniques are adequate, there is no need to apply the BIM					
11	Problems related to interoperability between BIM software					
12	Weak education and training in universities and government centers					
13	Weak government efforts to implement BIM					
14	The need to manage sophisticated data with the level of evolution of the model					
15	Weak cooperation between different disciplines					
16	Exposure to the risks associated with intellectual property model and the cost of copyright and publishing					
17	The need for amendment in design regulations and regulations					
18	The need to formulate BIM contracts					
19	Weak knowledge of BIM benefits					
20	Weak skill among engineers and a difficulty in learning BIM software					
21	Lack of qualified cadres and experts to train BIM software					
22	The need to uninterrupted power and a strong Internet can accommodate the vast amount of information					
23	The strong resistance to change, especially the large ages, and the engineers stuck to the software just familiar to them					

Appendix 2:

Table 1. Top BIM barriers according to previous researchers.

Country Reference	Top barriers	Country and Reference	Top barriers
UK [66]	<ul style="list-style-type: none"> Waste time and human resource Cost copyright and training Unsuitable for the small projects Current technology is enough People refuse to learn 	USA [65]	<ul style="list-style-type: none"> staff related issues (training/hiring / replacing) as well as system customization ownership of information spirit of collaboration and risk associated with sharing information
UK [57]	<ul style="list-style-type: none"> fragmented project teams The strong resistance to change lack of a well-trained workforce 	UK [1]	<ul style="list-style-type: none"> Firms are not familiar enough with BIM use Firms do not have enough opportunity for BIM implementation Reluctance to initiate new workflows, or train staff
USA [67]	<ul style="list-style-type: none"> Owners need to be instructed to know about BIM Huge files are generated by applying BIM limitation in hardware capacities 	MALAYSIA [59]	<ul style="list-style-type: none"> difficulty in learning the BIM software lack of legal backing from authorities Lack of skilled BIM Software operators Cost of software
AUSTRALIA [51]	<ul style="list-style-type: none"> Weak knowledge of BIM Education & training costs Initial Setup costs Changing the ways firms do business Finding trained staff 	USA [22]	<ul style="list-style-type: none"> Learning curve and lack of skilled personnel Cost/lack of company investment Lack of collaborative work processes and modeling standards
SWEDEN [68]	<ul style="list-style-type: none"> Personal opinions towards BIM The strong resistance to change it hard to find stakeholders that have the required competence to participate in BIM projects 	ICELAND [69]	<ul style="list-style-type: none"> BIM is too expensive Other project team members are not requiring BIM Existing CAD system fulfills our need to design and draft BIM does not reduce time used on drafting compared with current drawing approach
UK [42]	<ul style="list-style-type: none"> Lack of tangible benefits for all parties involved or the understanding of the business value of BIM Lack of experience within the workforce Time and Cost 	USA [70]	<ul style="list-style-type: none"> Cost of software Required hardware upgrades too expensive There is no sufficient time to evaluate it Believe current methods are better

	<ul style="list-style-type: none"> • The strong resistance to change 		
UK [44]	<ul style="list-style-type: none"> • Lack of expertise • Lack of standardized tools and protocol • Lack of collaboration • Initial Setup costs 	IRELAND [36]	<ul style="list-style-type: none"> • Lack of Training / Education • The owner did not request the use of BIM • Lack of Government Lead/Direction • Lack of Standards
UK [43]	<ul style="list-style-type: none"> • lack of personal knowledge and experience • Weak knowledge of BIM 	AUSTRALIA [60]	<ul style="list-style-type: none"> • Difficulty in finding skilled people to work with BIM • High cost to implement BIM • Lack of training
IRAQ [71]	<ul style="list-style-type: none"> • Weak knowledge of BIM • The weakness of personal skills available • Lack of training • Cost of training 	UK [47]	<ul style="list-style-type: none"> • The owner did not request the use of BIM • Small projects do not care about using the BIM • Initial Setup costs • The strong resistance to change
UK [19]	<ul style="list-style-type: none"> • training staff on new process/workflows • understanding BIM enough to implement 	NIGERIA [72]	<ul style="list-style-type: none"> • The resistance to change (Social hand y Habitual) • The need for BIM contracts • Cost of training
QATAR [54]	<ul style="list-style-type: none"> • Shortage of experts • The need for special contracts • The strong resistance to change • Weak competition 	MALAYSIA [53]	<ul style="list-style-type: none"> • Weak knowledge of BIM • The owner did not request the use of BIM • The strong resistance to change • BIM is not h required by others team members
NEW ZEALAND [61]	<ul style="list-style-type: none"> • Problems related to interoperability • Initial Setup costs • Insufficient BIM standards 	UK [62]	<ul style="list-style-type: none"> • Initial Setup costs • Time of training • Problems related to interoperability • Change in work methodologies
UK [37]	<ul style="list-style-type: none"> • Shortage of experts • Lack of training • The owner did not request the use of BIM • Initial Setup costs 	AUSTRALIA & CHINA [38]	<ul style="list-style-type: none"> • Insufficient BIM standards • Cost of software • Time of training
INDIA [39]	<ul style="list-style-type: none"> • Weak competition • Cost of software • The owner requests the use of BIM only at certain stages • Shortage of experts 	IRAQ [41]	<ul style="list-style-type: none"> • Lack of clarity of responsibilities for data content • The role of BIM director needs to be assigned • The philosophy of BIM requires the restructuring of work methodologies within companies

			<ul style="list-style-type: none"> • Insufficient BIM standards • Weak knowledge of BIM
GHANA [55]	<ul style="list-style-type: none"> • Weak knowledge in use BIM • Problems related to interoperability • Initial Setup costs • Ownership of the model 	UK & CHINA [40]	<ul style="list-style-type: none"> • Data management issues • The strong resistance to change • Weak knowledge of BIM • Cost of software • Lack of training
UK [49]	<ul style="list-style-type: none"> • Weak knowledge of companies about concept of BIM • Initial Setup costs • Weakness in cooperation 	RUSSIA [56]	<ul style="list-style-type: none"> • Lack of qualified cadres for training • The strong resistance to change • The need for amendment in design regulations and regulations
AUSTRALIA [73]	<ul style="list-style-type: none"> • Lack of knowledge and experience of sub-contractors in BIM • Lack of knowledge of owners in BIM • Initial Setup costs • Sub-contractors do not care about using the BIM • The cost of training 	AUSTRALIA [74]	<ul style="list-style-type: none"> • The owner did not request the use of BIM • Initial Setup costs • Small projects do not care about using the BIM • Insufficient BIM standards and protocols • The strong resistance to change
KUWAIT [75]	<ul style="list-style-type: none"> • Lack of training • Lack of Engineers' skill • Weak knowledge of BIM 	JORDAN [76]	<ul style="list-style-type: none"> • Weak government efforts • Insufficient BIM standards and protocols • Weak knowledge of BIM • The strong resistance to change