

INFLUENCE OF CALCIUM HYDROXIDE CONCENTRATION ON THE SYNTHESIS NANOSIZED PRECIPITATED CALCIUM CARBONATE

Nooririnah, O^{1,a}, Muhamad Azwar, A^{2,b}, Yusliza, Y^{1,c}, Umar Al-amani, A^{1,d},
Mohd Faiz, W^{1,e}, Zuraidah, RR^{3,f}, Suhana, M^{4,g}, Rohana, S^{4,h},

¹Department of Manufacturing Engineering Technology,
Faculty of Engineering Technology,
University Teknikal Malaysia Melaka,
76100, Durian Tunggal, Melaka, Malaysia.

²Department of Mechanical Engineering Technology,
Faculty of Engineering Technology,
University Teknikal Malaysia Melaka,
76100, Durian Tunggal, Melaka, Malaysia

³Faculty of technology management and business,
University Tun Hussein Onn Malaysia,
Batu pahat, Johor, Malaysia

⁴Faculty of business management,
University Teknologi Mara, kampus johor bharu,
Jln Heman, Kg. Aman, Larkin, Johor Bharu, Malaysia

^anooririnah@utem.edu.my, ^bazwar@utem.edu.my, ^cYusliza@utem.edu.my, ^dUmar@utem.edu.my,
^emohdfaiz.wahid@utem.edu.my, ^frzuraida@uthm.edu.my, ^gsuhan291@johor.uitm.edu.my,
^hrohana320@johor.uitm.edu.my

Keywords: synthesis PCC; effect Ca(OH)₂; MOL

Abstract- The precipitated of calcium carbonate has attracted much attention because of its numerous applications in various areas of plastics, textiles, rubbers, adhesives, paints and waste water treatment. Nanosized of precipitated calcium carbonate, (PCC) will enhance the properties and give better performance. Its high purity and close controlled particle size and shape are making it the white filler of choice. Nanosized precipitated calcium carbonate particles were prepared using spraying method. The particles were prepared using three (3) different concentrations of Calcium Hydroxide, Ca(OH)₂, three (3) CO₂ flow rate and three (3) different calcinations temperatures. The three (3) concentration of Calcium Hydroxide that been used are 25g / 200ml, 25g / 400ml and 25g / 800ml and each of these initial solution sprayed at three (3) different CO₂ flow rate, 5l / per-minute, 7l / per-minute and 10l / per-minute. Calcium Carbonate, CaCO₃ powders were then calcined at three (3) different temperature, 1100°C, 1200°C and 1300°C. Images from FESEM showed morphology of the particles changed to spindle-like or prismatic when the ionic strength of the Calcium Hydroxide, Ca(OH)₂ was increased.

I. INTRODUCTION

Nanophase and nanostructured materials, a new branch of materials that attracting a great deal of attention due their potential applications in various areas such as electronics, optics, catalysis and nanocomposites. The unique properties and the improved performance of nanomaterials are determined by their sizes, surface structure and inter-particle interactions. The role played by particle size is comparable in some cases to the particle chemical composition adding another flexible parameter for designing and controlling their behavior [1]. Nanomaterials are classified into nanostructured materials and nanophase/ nanoparticle materials. The nanometer size here covers a wide range which can be as large as 100-200 nm. To distinguish nanomaterials from bulk it is vitally important to demonstrate the unique properties of nanomaterials and their prospective impacts in science and technology [1]. Precipitated Calcium carbonate, (PCC) has establish itself as a primary extender for paints. Important properties are its non-toxicity, low intrinsic color, low abrasiveness, low electrolyte content and the pH stabilizing effect. Every different kind of crystal is suitable for a particular applications and only the right PCC can boost the quality of the end products. The real advantage of PCC lies in possibilities of tailor making the products with specific particle morphology, particle size, particle size

distribution and specific surface area [2]. A ground calcium carbonate will normally have a rhombic morphology since this is the natural shape of calcite fragments. Rhombohedral PCC plays a role in paper filler but is of more interest as a coating PCC. The aragonite is used for special purpose, where more exotic properties in the paper are sought. The pseudo-amorphous PCC is really agglomerates of very fine calcite crystals. No practical use for these products is known but they are of interest to the PCC manufacturer since they tend to show up if control over the process is lost [2]. There are several precipitation techniques in which the precipitation of PCC is reported included modified emulsion membrane. The determination of the relationship between precipitation conditions and product morphology is still a major challenge in synthesis of precipitated calcium carbonate with super fine particle size. Control of crystal size and shape of precipitated calcium carbonate (PCC) is important for the subsequent separation process and quality of the product and takes on additional significance when scale up issues are involved [3]. Spray method is one of the alternative that can be used to control of crystal size and to produce small particle in size. Spray gun was used to produce mist milk of lime (MOL) and spray together at the same time but from different nozzle into a chamber. Factors that must be considered to achieve nanosized PCC are MOL must be in mist condition, Carbon dioxide flow rate and concentration of initial solution. It was observed at a low concentration of 25g/800ml, particle size of calcium carbonate tend to be smaller with decreasing concentration. Objective of this paper, to discuss effect of different initial concentration solution on synthesis nano sized precipitated calcium carbonate.

II. METHODOLOGY

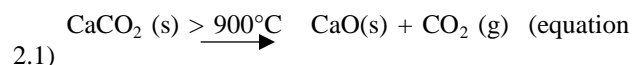
Raw Materials. Calcium carbonate powders from Simpang Pulai, Perak used as source of calcium carbonate particle, Distilled water, CO₂, Merck-Shuchard Polyethylenglycol 1500

Preparation of Nano-Precipitated Calcium Carbonate involved 4 steps;

- 1) Calcination of calcium carbonate
- 2) Preparation of milk of lime (MOL)
- 3) Spraying MOL
- 4) Filter

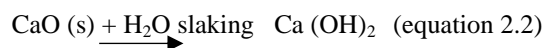
1) Calcination of calcium carbonate

Calcium carbonate with weight of 200 gram will be placed in furnace for 180 minutes with 3°C per minute and their upgrading for calcination process. This process will decompose calcium carbonate into calcium oxide. Reaction takes place is

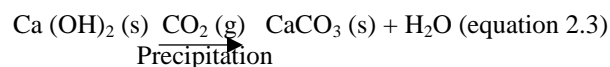


2) Preparation of milk of lime (MOL)

Calcium oxide dissolved in water to form calcium hydroxide in 500biker, mL for slaking process. Quantity distilled water vary from one sample to other, (200 ml, 400 ml, 800 ml). Hydrated-lime, Ca(OH)₂ suspension was preheated at 55-60°C. This step to help better dissolved of Calcium oxide in distilled water, Polyethylenglycol 1500 (PEG) was added as stabilizer. Reaction takes place is



- 3) Suspension milk of lime (MOL) is pouring into a spray gun container and supplied air compressor as a force to produce a mist. CO₂ gas supplied at the same time but from different nozzle. Milk of lime is spray into a chamber from spray gun. Precipitation will occur slightly in front of air gun nozzle that produced mist of calcium hydroxide. Nozzle of CO₂ is placed as close as possible to this area. All precipitated liquid will be collected in a chamber. Reaction takes place is



- 4) Precipitation will be collected in a chamber and filter out using centrifugal. Precipitated powders will be placed into oven for drying at 60°C around 10 minutes. Finally, all the precipitated powders grind and sieve using 75µm.

III. RESULT AND DISCUSSION

Table 1 show the particle size precipitated calcium carbonate at different concentration of initial solution. It was observed at a low concentration of 25g/ 800 ml, particle size of calcium carbonate tend to be smaller with decreasing concentration. The particle size decrease when the ionic strength of the Ca (OH)₂ was decreased.

One of the unique properties of using spray method is the compartmentalized environment bounded to the internal droplet by mist. The Ca²⁺ dwelled in one droplet, will not diffuse to another. Therefore, each droplet can taken as individual microreaction compartment containing limited Ca²⁺. The total mass of constituents involved in the reaction in the compartment can be controlled by the concentration present in the mother liquor. For the system adopted in the study, the quantity of Ca²⁺ in the internal water was controlled by the initial loading. Obviously, the reaction that occurred in situ will stopped automatically when the concentration of Ca²⁺ is lower than the solubility limitation of $K_{sp} / [CO_3^{2-}]$ where K_{sp} is the equilibrium saturation solubility product of CaCO₃ and is the equilibrium saturation concentration of CO₃²⁻. Theoretically, if the volume of a droplet and the number of PCC particles possibly formed in it are known, the particle size of PCC can be calculated simply by the following equation (presuming the particles is in a spherical shape and the internal Ca²⁺ ions are completely consumed)

$$r = \frac{M_i R}{CIN} \left(\frac{CIN}{1000np} \right)^{1/3}$$

Where r and R denote the radius of PCC particles and droplets, respectively; M_i is the molecular weight of CaCO₃; CIN is the feeding concentration of Ca²⁺ (mol/l); n denotes the average number of PCC particles produced within one droplet and p is the density of the PCC (2.93 g/cm³). With the decreased of CIN , the particle size decreased steadily because lack of Ca²⁺ ions in each droplet to react with CO₃²⁻ ions and will retard crystallization growth.

Table 1: Particle size precipitated calcium carbonate at different concentration of initial solution

Initial concentration/ CO ₂ flow rate	25 gram / 200ml (2.25M)	25gram / 400ml (1.13M)	25gram / 800ml (0.56M)
5Liter / minute	127nm	274nm	82nm
7 Liter / minute	206nm	158nm	160nm
10 Liter / minute	206nm	120nm	121nm

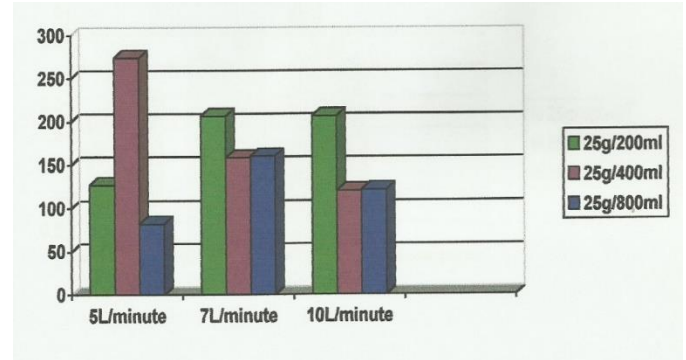


Figure 1: Effect of various lime concentration on the particle size of precipitated calcium carbonate, PCC

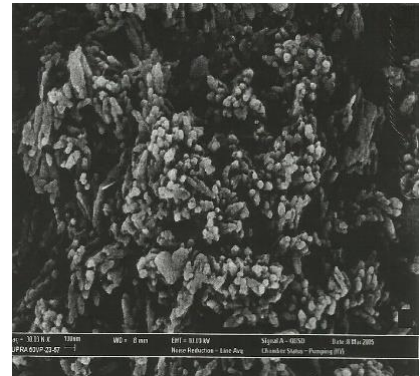


Figure 2: 25g / 200ml, 5L CO₂, 1100°C, (x30000)

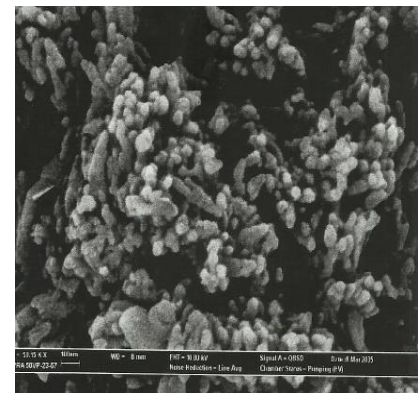


Figure 3: 25g / 200ml, 5L CO₂, 1100°C, (x50000)




Figure 4: 25g / 400ml, 5L CO₂, 1100°C, (x30000)




Figure 5: 25g / 400ml, 5L CO₂, 1100°C, (x50000)




Figure 6: 25g / 800ml, 5L CO₂, 1100°C, (x30000)

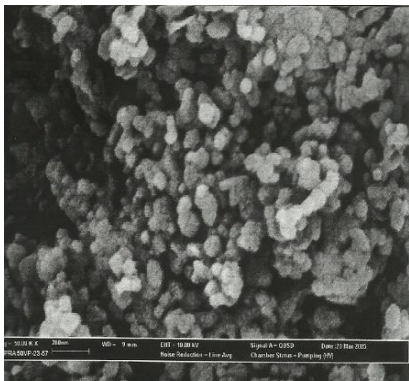


Figure 7: 25g / 800ml, 5L CO₂, 1100°C, (x50000)

Figure 1 - figure 7 shows the Scanning electron microscope (SEM) images of the precipitated calcium carbonate particle of different concentration. It was observed that at a low concentration of 25g/800ml, calcium carbonate particles formed like cubic rhombohedral crystals and with increasing concentration to 25g / 400ml, either short or long structured prismatic shapes, scalenohedron was produced. The morphology of particles changed to spindle like or prismatic when the ionic strength of the Ca (OH)₂ was increased.

Attributed the yield and growth of spindle or prism like crystals to the excess Ca²⁺ ions in the reaction solution. In the actual precipitation process, dissolution of CO₂ into the chamber is slow so the actual volume of CO₂ adsorbed is lower than the ideal stoichiometric reaction of calcium carbonate. This results in an excess of Ca²⁺ ions in the solution which appear to be adsorbed on the preferred face of cubic like calcium carbonate particles. Then the adsorbed ions inhibit the face growth of a particle and produce modifications in particle morphology to spindle, prism or tabular like crystal.

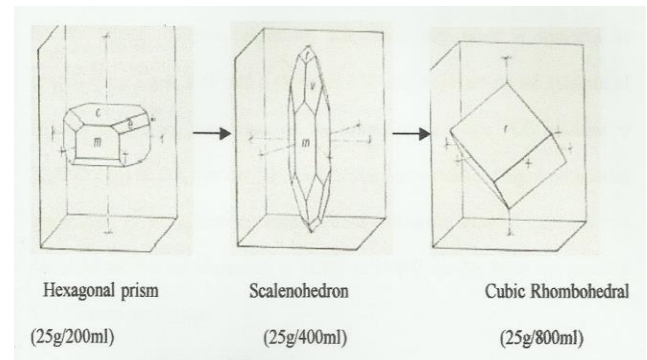


Figure 8: Variation in particle morphology with the concentration of initial solution [2]

Figure 7: 25g/800ml, 5L CO₂, 1100°C, (x50000)

IV. CONCLUSION

Nanosized precipitated calcium carbonate (PCC) was successfully prepared using spraying method from a solution milk of lime and low concentration of 25g/800 ml, particle size of calcium carbonate tend to be smaller with decreasing concentration. The particle size decrease when the ionic strength of the Ca (OH)₂ was decreased.

REFERENCES

- [1] Hochella, Jr. and Michael, F. Nanoscience and technology the next revolution in the earth science, *Earth and planetary science letters* 203, (2002), pp. 593-605
- [2] Ariffin, K.S. Effects of operating variables on precipitated calcium carbonate (PCC), RAMM conference (2001), pp 68-80.
- [3] Bates, L. P., Harrison, D. L.; Precipitated Calcium Carbonate Fillers in Low Modulus Thixotropic Sealants; Adhesives, Sealants and Encapsulants Conference -
- [4] O.Nooririnah · Muhamad Azwar A, Yusliza Y, Abreeza M, Md Ashadi M.J, Effect of CO₂ Flow Rate on the Synthesis Nanosized Precipitated Calcium Carbonate, PCC, *Applied Mechanics and Materials* Vol. 481 (2014) pp 72-75.
- [5] Chen, Le-Shang, Mai, Yiu-Wing, Cotterell, Brian, Impact fracture energy of mineral-filled polypropylene, *Polym Eng Sci* v 29 n 8, (1989), p 505-512.
- [6] Kovacevic, V., Lucic, S., Leskovic, M., Morphology and failure in nanocomposites. Part I: Structural and mechanical properties, *J Adhes Sci Technol* v 16 n 10, (2002), p 1343-1365.
- [7] Lee, I., Sang Woo Han, Hyouk Jin Choi, Kim, K., Nanoparticle-directed crystallization of calcium carbonate, *Adv Mater* v 21, (2001).
- [8] Wang, L.Z Characterization of nanophase materials, Wiley-VCH, (200), pp.1-4,13-17,37-40.
- [9] Sun, Qunhui, Deng, Yulin, Synthesis of micrometer to nanometer CaCO₃ particles via mass restriction method in an emulsion liquid membrane process, *Journal of colloid and interface science*, (2004), pp.376-382.
- [10] Pokrovsky, S.O, Precipitation of calcium and magnesium carbonates from homogeneous supersaturated solutions, (1998), pp.233-239.
- [11] Buchmeiser, R. Michael, Polymeric materials in organic synthesis and catalysis, Wiley-VCH, (2003), pp. 245-247.
- [12] Andreassen, Petter-jens, Formation mechanism and morphology in precipitation of vateritenano aggregation or crystal growth?, submitted to *Journal of crystal growth*, (2004)
- [13] Edelsten, A.S and cammarata, R.C, Nnaomaterials: synthesis, properties and applications, The institute of physics, (1996), pp.13-16,55-59.
- [14] Hartwig, W., Hanco, R. and Nicolaou K.C, Handbook of combination chemistry, Wiley-VCH, (2003), pp 44-45.
- [15] Pohar^b, C., Knez^a, S. The magnetic field influence on the polymorph composition of CaCO₃ precipitated from carbonized aqueous solutions, submitted to *Journal of colloid and interface science*, (2004).
- [16] Szczes, A., Chibowski, E and Holysz, L, Influence of impurity ions and magnetic field on the properties of freshly precipitated calcium carbonate, *Water research*, (2003), pp.3351-3360.
- [17] O.Nooririnah · A.R., Jeefferie, M.Y. Yuhazri, M.M. Haidir, A.R. Toibah, H. Sihombing, A. Azizan, Proceeding Effect of CO₂ Flow Rate and Calcination Temperature on the Synthesis Nanosized Precipitated Calcium Carbonate, submitted to *Workshop on advanced material science and nanotechnology*, (2010)

8th MUCET 2014, Date: 10-11 November 2014, Melaka, Malaysia