

**DEVELOPMENT OF CONCEPTUAL DESIGN OF CAR HOUSING SIDE
MIRROR USING INTERGATED APPROACH**

**ENGR. DR. HAMBALI BIN AREP @ ARIFF
FAIZ R.**

**ENGR. TAJUL ARIFFIN BIN ABDULLAH
BAHARUDDIN A.B**

NURUL HIDAYAH BINTI ARSHAD

UNIVERSITI TEKNIKAL MALAYSIA MELAKA

DEVELOPMENT OF CONCEPTUAL DESIGN OF CAR HOUSING SIDE MIRROR USING INTEGRATED APPROACH

Hambali, A¹., ²Faiz, R., Tajul, A.A³ and Baharuddin, A.B⁴. and Hidayah, N. A⁵
^{1,2,3,4}Department of Manufacturing Engineering,

Faculty of Engineering, Universiti Teknikal Malaysia Melaka (UTeM),
 Hang Tuah Jaya, 76100 Durian Tunggal, Melaka, Malaysia

¹Email: Hambali@utem.edu.my ²Email: faislamy@yahoo.com ³Email: Tajul@utem.edu.my

Abstract- This paper presents the development of automotive car housing side mirror using integrated approach. The car housing side mirror was chosen to illustrate the application of integrated approach. Various product development stages were conducted which initially from market investigation to concept development stage. Conceptual design stage is a main design stage which is analytical hierarchy process (AHP) was selected as a decision making method to determine the most appropriate design concept. Finite Element Analysis (FEA) was employed to analysis design based on static analysis for determining the strength and performance of the design. The result shows design concept 3 (DC-3) is the preferred choice since it has the highest value among the five alternatives with a value of 0.4701 (47%).

Keywords- Car housing side mirror, integrated approach and finite element analysis (FEA)

I. INTRODUCTION

In the automotive industry, a vehicle such as car or motorcycle contains two wings or side mirror placed on the both side of the body. Development of the automotive parts such as car housing side mirror by using the most appropriate design approach is very important. Inaccurate method can cause the product to be redesigned or remanufactured. In the automotives components of vehicle such as cars, a side mirror includes multiple parts, where in the mirror body, the washer, the support member, the bearing, the rotation member, and the mounting member are combined to form a side body type side view mirror. Thus for car housing side mirror need to consider the factors that customers needed such as the function, performance, materials selection, ergonomic and so on [1].

In literature review from journals and website, there were the various types of car housing side mirror that shown, depending on the car brand. In general, A housing side mirror is fixed securely to the base. A side mirror is operatively secured to the housing at the opening. The side mirror contains a main viewing and a spotting mirror portion. The main viewing portion and the spotting mirror portion are fabricated from a unitary structure. The side mirror is a reflective element and defines a main viewing portion of one curvature and a spotting mirror portion for viewing the blind spot which is defined by having a radius of curvature less than the main viewing portion. Both viewing portions of the mirror are an

integral to one unitary structure that is fabricated from a sheet metal such as steel, stainless steel, or aluminum (Fu, 2008). The perspective view of side mirror is shown in Figure 2.

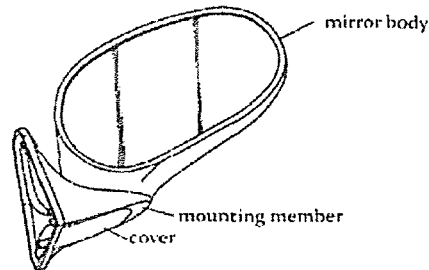


Figure 1. The perspective view of the car side mirror [1]

Many methods have been developed to assist designer to determine the best design structure at the early stage of development process [2]. The method that can be used to determine the best decision on design concept is analytical hierarchy process. AHP is a well-known method that has been implemented in various decision making problems [3]. Although a good amount of research work had been carried out in the past on the use of integrated method and analytical hierarchy process (AHP) in automotive industry. There is still limited application of integrated method and AHP in automotive side mirror housing. Therefore, this paper is addressed the development of side housing mirror using the integrated method and AHP for determining the right design concept.

II. METHODOLOGY OF RESEARCH WORK

Total design or integrated approach is the systematic activity necessary, from the identification of the market/user need, to the selling of the successful product to satisfy that need an activity that encompass product, process, people and organization [4]. The integrated also referred as the product delivery process or the product development process, as called as PDP. Integrated having a several core of activities, which is defined as design core, consists of market or user needs, product design specification, conceptual design, detail design, manufacture and sales. All the design starts by fitting into an existing market or create a market of its own. An analysis of existing product will show that the main design begins from market to sales.

The achievement of the integration of technological or non-technological subject material in an effective manner is enhanced by having a visible operational structure. An analysis of any existing product will reveal that the main design flow is from market to sales. This design also called design core. At all stages, the design core activity is operating smoothly, mean in later inspection, the stages will to have been done smoothly. So the main design can be reversed at any point in the design activity, but operating within the design core systematically would minimize unnecessary iteration. Basically, the design flow used in this paper is based on the Pugh's method [4]. The Pugh method consists six stages namely market investigation, product design specification (PDS), conceptual design, detail design, manufacture and sales as displayed in Figure 2.

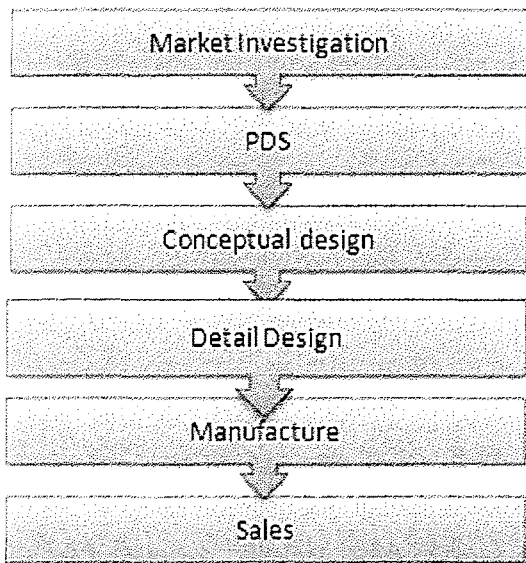


Figure 2. Design process used in this research [4]

III. DEVELOPMENT OF SIDE MIRROR

Development of side housing mirror based on integrated approach as depicted in Figure 2. The development process is discussed as below.

A Market investigation

Market investigation is the first phase in product development process and it is essential in determining the success of a product. There are many products which have been reported as unsuccessful in the marketplace because they do not meet the customer's expectation [5]. It is important to implement this tool which can ensure a better understanding of the customer needs and requirements.

B. Product design specification (PDS)

PDS is a document prepared early in the in product development process that controls the design and manufacture of the product [4]. The PDS is very important to the success of the product development process because it is so influential in describing the requirement of the final component [6]. To consider the right development process of the car housing side mirror, there are nine elements of the PDS were considered as shown in Figure 3. The detail of PDS is not discussed in this paper.

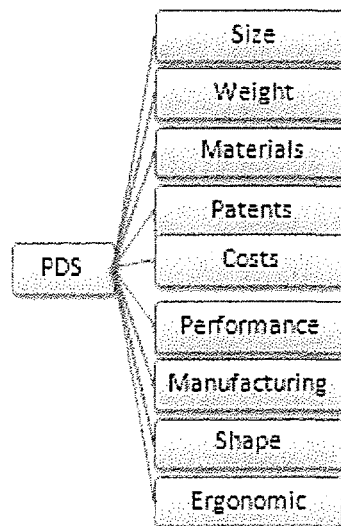


Figure 3. Elements of PDS for development of car housing side mirror

C. Conceptual design stage

The conceptual design stage is the most important part to be focused in the integrated approach. Conceptual design is carried out within the process of the product design specification. There are three components, which is concept generation, concept selection and concept development. Besides that, the selection process to determine the most optimum design concept is performed by using analytical hierarchy process (AHP) approach.

1. Concept generation

The design of a car housing side mirror is generated by addressing at the issues surrounding the creation and generates ideas in order to achieve the best selection of product design. For this step, brainstorming is used to generate ideas to meet the product design specification. Several factors need to be consider when designing the car housing side mirror such as what is the type of car that have been used, the suitable material selection that need to determine, the safety element that need to apply in each design, and the shape of side mirror that consist the human attraction such as aesthetic values and so on.

2. Concept evaluation

After implementing several design steps that have been discussed previously, there are five design concepts (DC) of the car housing side mirrors. Thus, it is necessary to choose the best design concept for further development. The characteristic of each design concept is explained below in decision options. After that, the selection process to determine the most optimum design concept is performed by applied the Analytical Hierarchy Process (AHP) approach. The AHP, developed at the Wharton School of Business by Saaty [3], is a most helpful concept on design making process to help people make a best decision. After implementing several steps in product development process, there are five design concepts (DC) of car housing side mirror produced as shown in Figure 4.

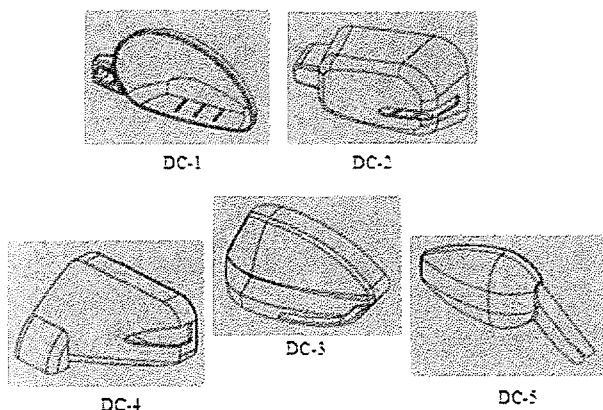


Figure 4. Decision options

most appropriate design selection by using AHP. Based on Figure 4 and AHP steps, a four level hierarchy decision process is displayed in Figure 5.

Based on AHP method [7], Table 1 shows the design concept 3 (DC-3) that has the highest value (0.4701 or 47%) among the other design concepts that is appropriate for further development. The second highest is the design concept 2 (DC-2) with a value of 0.3003 (30%), and the lowest value or last choice is the design concept 4 (DC-4) with a value only 0.2509 (25%). DC-3 is the preferred choice since it has the highest value among the five alternatives.

Table 1. Results of selection

No	Best Selection	
1	DC-3	0.4701
2	DC-2	0.3003
3	DC-1	0.2442
4	DC-5	0.2599
5	DC-4	0.2509

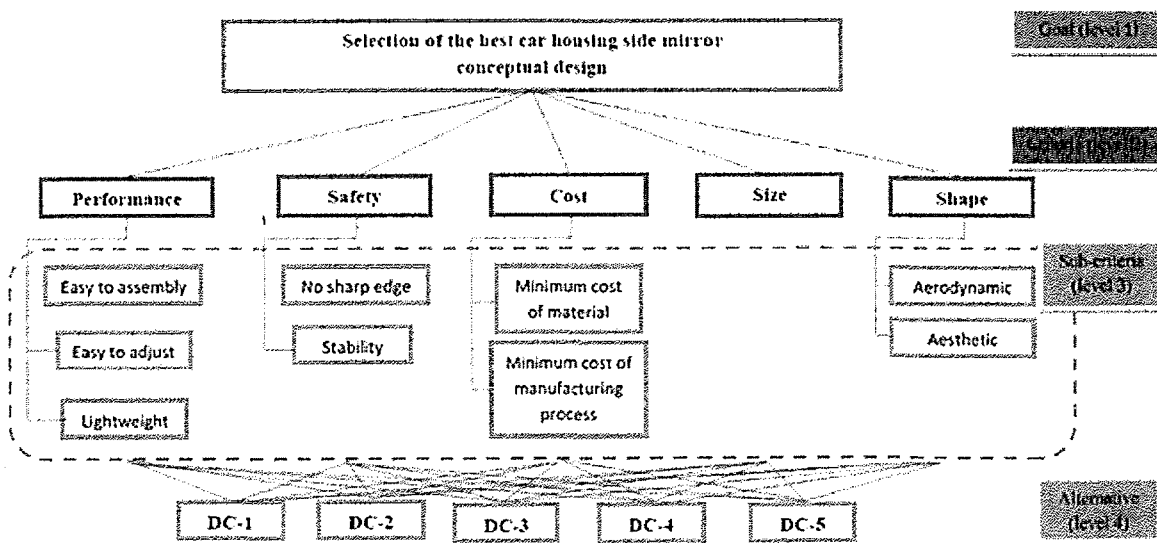


Figure 5. Hierarchy model for the selection of design concept

3. Selection process using analytical hierarchy process

The best decision of conceptual design of side mirror housing is determined using AHP. After implementing several steps in product development process, there are five design concept of car housing side mirror produced as shown in Figure 4. Thus, it is necessary to choose the

4. Concept development

After finishing the selection process by using AHP approach, the concept selection revealed that the best selection is concept design 3, which is required to further develop and analyse. Several factors need to be considered when designing a car housing side mirror

such as the material cost, safety, performance, size and so on. From this considerations, design concept 3 (DC-3) was become the best selection among the others design concept.

IV. ANALYSIS OF CAR HOUSING SIDE MIRROR

The analysis was focused for the design concept three (DC-3) (Figure 6). It is because the design concept three (DC-3) has been selected as the most appropriate design concept based from the AHP results. The design concepts were analyzed by using SolidWorks SimulationXpress (Anony, 2011). It is the one of the finite element analysis (FEA) software that achieved for testing part designs quickly and easily within the 3D mechanical design software.

The analysis in this software more focuses on the stress analysis that contains stress, deformation and displacement simulation. The results presented the stress location and minimum stress that could be summarized the best selection design concept of the car housing side mirror.




Figure 6. Solid model of DC-3

In the analysis, the information were divided into three categories, which are mass properties (include mass, volume and surface area), load and restraint information and mesh information. The detail is shown in Table 2.

Table 2: Mass properties

Material	ABS
Mass	0.21516 kg
Volume	0.0002858 m ³ .
Force	1 N
Stress	9.09493e-5 N/mm ²
Displacement	0.0455341 mm.

The mesh information gathered from SolidWorks drawing. It generates automatically for designer to easily present the result of finite element analysis. This mesh is programmed with contain the material and structural properties which define how the structure will react to certain loading conditions. Nodes are assigned at a certain density throughout the material depending on the anticipated stress levels of a particular area. Figure 7 shows the mesh of the DC-3.




Figure 7. The mesh of DC-3

Using SolidWork simulation express, design analysis for side housing mirror was performed. Figure 8 shows the stress analysis with mesh of DC-3 with the fixture and direction of force. The blue colour of von mises displayed the minimum stress are impacted on the surface, while the red colour is the maximum stress that has been applied.

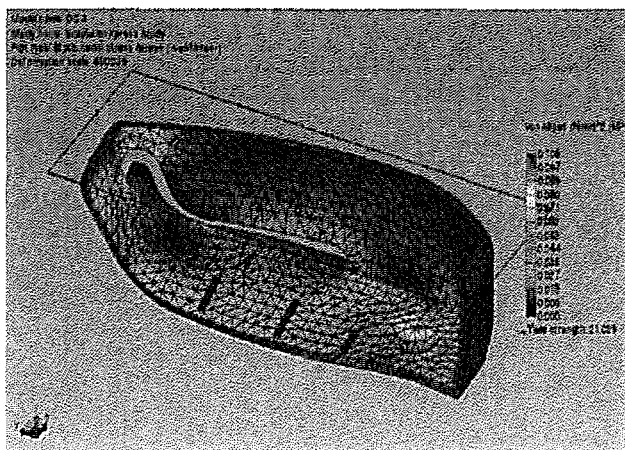


Figure 8. DC-3 Simulation Xpress Study of stress analysis with mesh (cross section view)

IV. CONCLUSION

Development of the car housing side mirror was explored in this paper by using integrated approach. Various product development stages have been conducted such as market investigation, product design specification, conceptual design stage and detail design stage. The finite element analysis (FEA) has been performed to determine the stress analysis of the design. Determination of the best result of conceptual design is performed using AHP. AHP showed that design concept 3 (DC-3) is the most appropriate decision since it has the highest value among the five alternatives with a value of 0.4701 (47%).

ACKNOWLEDGEMENT

The authors wish to thank Universiti Teknikal Malaysia Melaka (UTeM) for supporting this research.

REFERENCES

- [1] C. S. Fu, C. Yongkang, *Universal Side View Mirror for Car*, (2008). pp 48.
- [2] G.E. Okudan, S.Tauhid, Concept selection methods – a literature review from 1980 to 2008. *Int. J. Design Engineering*, 1 (2008) 243-277.
- [3] T.L. Saaty, *The Analytic Hierarchy Process*. McGraw Hill, New York, NY, (1980)
- [4] S. Pugh, *Integrated: Integrated Methods of Successful Product Engineering*. Wokingham, England: Addison Wesley Limited. (1991).
- [5] L.P. Cooper. A research agenda to reduce risk in new product development through knowledge management: A practitioner's perspective. *Journal of Engineering and Technological Management* (2003) 20 117-140.
- [6] I. Wright, *Design Methods in Engineering and Production Design*. London. McGraw-Hill. (1998).
- [7] A. Hambali, S.M. Sapuan, N. Ismail, Y. Nukman. Use of analytical hierarchy process (AHP) for selecting the best design concept. *Jurnal Teknologi* 49 (A) (2008) 1-18.