

Exam Timetabling Using Graph Colouring Approach

Burairah Hussin, Abd Samad Hasan Basari,
Abdul Samad Shibghatullah, Siti Azirah Asmai
Department of Industrial Computing
Faculty of Information and Communication Technology
Universiti Teknikal Malaysia Melaka, Malaysia
{burairah, abdsamad, samad, azirah}@utem.edu.my

Norwahida Syazwani Othman
Multimedia University Malaysia
wahida.othman@mmu.edu.my

Abstract— Timetabling at large covering many different types of problems which have their own unique characteristics. In education, the three most common academic timetabling problems are school timetable, university timetable and exam timetable. Exam timetable is crucial but difficult to be done manually due to the complexity of the problem. The main problem includes dual academic calendar, increasing student enrolments and limitations of resources. This study presents a solution method for exam timetable problem in centre for foundation studies and extension education (FOSEE), Multimedia University, Malaysia. The method of solution is a heuristic approach that include graph colouring, cluster heuristic and sequential heuristic.

Keywords- exam timetabling, graph colouring heuristic, cluster heuristic

I. INTRODUCTION

Timetabling is at large covering many different types of problems which have their own unique characteristics. Normally, timetable is designed in a tabular form using room-time slot matrix information. A timetable is presented for events to take place and it does not necessarily imply the allocation of resources [1]. However, in reality it is important to know whether the resources available are sufficient or not for the given event to take place at a particular time.

In education, the three most common academic timetabling problems are school timetable, university timetable and exam timetable. University timetables are more complex compared to school timetables which have equal time slot and it is weekly repeated during a semester [2]. Time slot for university timetable is not equal in length, some subjects are taught every week in weekdays, some of them are only taught during weekends, others are only taught in first seven weeks in the semester, etc. At the end of each semester or trimester, most educational institution must prepare a set of examination schedules for their students. Exam timetabling approach is divided into four classifications [6] which are cluster or decomposition methods [7], [8], [9], sequential methods [10], [11], constraint-based approaches [12], [13] and meta-heuristic methods [14], [15], [16].

II. EXAMINATION TIMETABLING

Exam timetabling is the sub class of timetabling problem which its events take place in the university. Exam timetabling refers to a process of assigning exam entities to particular slots and rooms in the timetable. Exam timetabling is one of NP-hard problem [3]; therefore creating an exam timetable is difficult to be done manually due to the complexity of the problem. Constraints involved in this problem can be divided into two categories which are hard constraints and soft constraints.

Hard constrains are unacceptable problems which cannot occur at any percentage in order for the timetable to be considered as feasible. Burke et al. have carried out a survey on differences between hard and soft constraints among British universities [3]. The most common hard constraints can be summarized as follows:

- Every exam must be scheduled in exactly one time slot
- Every exam must be assigned to a room(s) of sufficient size and assigned an invigilator(s)
- No student must be scheduled to be in two different exams at the same time
- There must be enough seats in each period for all exams scheduled
- Certain exams must be scheduled into specific time slots or rooms
- Certain exams must take place simultaneously

Normally, exam timetable will satisfy all hard constraints but the problem is how to measure that it is a good timetable. Thus, soft constraints will be used as the measurement which will evaluate either the timetable is good and practical or not. Soft constraints can be considered as preferences which will fulfil some of the user requirements to maximize the perfection of the timetable [4].

In general, not all soft constraints can be satisfied. Soft constraints are often encountered, which include the following [3]:

- Exams for each student should be spread as far apart as possible
- A student should not be required to take x exams in y periods
- Time windows for certain exams

- No more than x exams taking place simultaneously
- No more than y students scheduled to sit exams at any one time
- Exams should not be split across rooms
- No more than one exam in a room at a time
- Teacher or student preferences
- Distance between rooms holding a given exam should be minimized (when the exam is split across two or more rooms)
- The total number of periods should be minimized

Hard constraints and soft constraints are very subjective to define and it depends on the requirements of the universities [4]. For some exam timetabling problems, it is difficult to find a feasible solution at all [3]. Whereas for other problems, there is a large number of feasible solutions and the focus of the problem solving are very much directed to the minimizations of soft constraint violations [3] [4].

Exam timetabling problems in universities begin with the integration of examination data and processes from various departments, centres, faculties and/or branches. It is a complex problem due to the number of exams that needs to be scheduled. The aim of an exam timetable is to guarantee that all exams are scheduled and students can sit all the exams that they are required to do. The objective function in timetabling refers to weighted penalty, where it is assigned to soft constraints that are not satisfied [5].

III. PROBLEM STATEMENT

The current system at FOSEE, MMU only considers the hard constraints and ignores the soft constraints. For example, if the duration for the exam is seven days, the system will make sure the entire exam involve will be spread out within that duration without checking the resources allocation and student constraints. There are no standards for solution qualities that measure either the exam timetable is feasible or not. The system analyst just makes sure that there is no clashing between subjects and students can be fit in the specific room.

This paper focuses on exam data for foundation student in MMU, Malaysia. The exam timetabling problem for trimester 2, 2009/2010 session consists of planning 39 different exams in six days using eight venues with different capacity. This exam involves five foundations with two intake of student. Furthermore, each day there are only two slots available which are morning session and afternoon session. The main objective of an exam timetable is to guarantee that all exams are scheduled and students can sit all the exams that they are required to do.

IV. EXAMINATION TIMETABLING HEURISTICS

In exam timetabling problem, subjects need be to schedule into limited number of time slot. Clustering heuristic will be applied to split exams into different group and conflict between exams is represented by conflict matrix. The objective function will be used to determine the solution quality for exam

timetabling problem. The graph colouring heuristic will be used to determine the number of exam slot for this problem.

A. Decomposition of subject

Students are enrolled in the different subject according to their foundation and intake. They have been group in the cluster based on their foundation and intake. All foundation students will be stream in a specific cluster, therefore a large number of students can be dealt as a single entity with a certain number of students.

For decomposition of subject, subjects will be divided into small group called as cluster. Two characteristic that will be used for decomposition are foundation and intake. Each cluster will have different colour that represents their group. With this method, the problem size becomes smaller and easy to determine the conflict matrix between the subjects based on colouring method. The researcher used four steps in decomposing subject into cluster which are:-

Steps 1: Subjects will be divided into specific foundation. There are five foundations involve which are management, engineering, information technology, law and biological science

Steps 2: Subject will be divided into specific intake. There are two intakes involve which are intake 1 - Jun 2009/2010 and intake 2 - October 2009/2010









Steps 3: Sort all the subjects based on intake - Subject for first intake will be sorted first because it has more subjects and students compare to second intake. Subjects in specific group will be sorted according to student enrolment and code for each subject will be assigned based on the sorting list.

Step 4: Assigned specific colour for intake 1 group followed by intake 2 group. The colour for each cluster will be assigned after subjects have been sorted.

Cluster group for decomposition of subject only suitable for subject in one foundation and intake but it didn't support subjects with combination foundation or intake. Due to this problem, a special group called as special cluster has been created for student from combination of foundation or intake as shown in Table I. After subjects have been group in special cluster, it will be sorted according to student enrolment.

Then, code will be assigned to represent the subject and this subject didn't have any specific colour because it comes from combination foundation and intake. After grouping, then the subject will sorted based on student enrolment (sort in their group only). Then code subject will be assign to each subject. In Table II, S31 is an example of subject in special cluster which enrol by student in either different foundation or intake.

TABLE I
THE CLUSTERS FOR SUBJECT DECOMPOSITION

Cluster / Group		Description Group		Colour
		Foundation	Intake	
g ₁	Mgmt1	Management	Trimester 1	
g ₂	IT1	Information Technology	Trimester 1	
g ₃	Engin1	Engineering	Trimester 1	
g ₄	Law1	Law	Trimester 1	
g ₅	Bio1	Biological Science	Trimester 1	
g ₆	Mgmt2	Management	Trimester 2	
g ₇	IT2	Information Technology	Trimester 2	
g ₈	Engin2	Engineering	Trimester 2	

B. Stating the Constraints

The exam timetabling problem is to assign exams to specific time slot which must satisfied the hard constraints with the objective of minimizing the soft constraints violation [3].

For this research, hard constraints that must be satisfied are:

- Exam constraint - there is only one exam for each subject.
- Student conflict - a student cannot take two exams at the same time or slot.
- Seating restriction - the number of students seated for an exam cannot exceed the room capacity

Soft constraints for this problem are:-

- A student should not have more than one exam per day
- Exams should not be split across rooms

Objective functions will be used to measure how well the soft constraints are satisfied. This is important to determine the solution quality of the exam timetable. Penalty = 1 will be given if the soft constraints are unsatisfied. In this problem, objective functions that minimize the number of students having two examinations in the same day and minimizes the number of exams split into different room are used.





C. Conflict matrix

The conflict matrix is one of the most important aspects in exam timetabling problem representing hard constraint or a pair of clashing exams. The construction of the conflict matrix helps in determines the constraints that no student must attend more one exam at the same time. Two subject conflict with each other if there are at least one student take both subject. Researcher has to establish the conflict matrix that helps them to check if two exams conflict with each other or not. Based on

student's course registration in each semester, researcher can compute the conflict matrix.

In Table II below, the 'x' represents those pairs of clashing exams based on their group colour. Code such as S17, will be used to represent the subject instead of using the subject name.

TABLE II
CONFLICT MATRIX FOR FOUNDATION BIOLOGICAL SCIENCE CLUSTERS.

	S17	S18	S19	S20				Conflict Matrix
S17		x	x	x	x			4
S18	x		x	x	x			4
S19	x	x		x	x			4
S20	x	x	x		x			4
 S31	x	x	x	x				4
Conflict Matrix	4	4	4	4	4			

D. Graph colouring for exam selection

The orders in which exams are selected are based on graph colouring approach. In graph colouring approach, each exam is represented by different vertex where the edges between vertices represent the exam conflict [18], [19]. Colouring the graph is the process of allocating the different colour to each vertex so that two adjacent vertices will have different colour and each colour is equivalent to one period in the exam timetable [17], [18].

The objective of graph colouring is to find the minimum number of colour applied on the vertices of a graph so that no two adjacent vertices have the same colour [20]. The chromatic number of a graph is the least number of colours it takes to colour its vertices so that adjacent vertices have different colours [20].

Another way of checking the conflict matrix is to view it from a graph perspective [19]. From a graph perspective, the total number of edges for the vertex equals to the conflict matrix for each subject in the matrix. As the example refer subject S19. This subject belongs to cluster Bio1 represent by purple colour. Total conflict matrix for this subject is four (refer Table II). Therefore total edges for the vertex in the graph colouring should be four.

Fig. 1 proved that conflict matrix in Table II can be used to find total number of edges in graph colouring. Vertex S19 coloured by purple because it represent cluster group colour while for vertex S31, it combine four colours because student from different foundation enrol in this subject. Five vertexes represent that this group of student enrol in five subject and these subjects cannot be schedule at the same period due.

Based on the literature, vertices with the same edge must represent with different colour. These colours refer to graph colour not a group colour. These processes will continuously

selecting a vertex and assigning it a new colour such that no two adjacent vertices have the same colour.

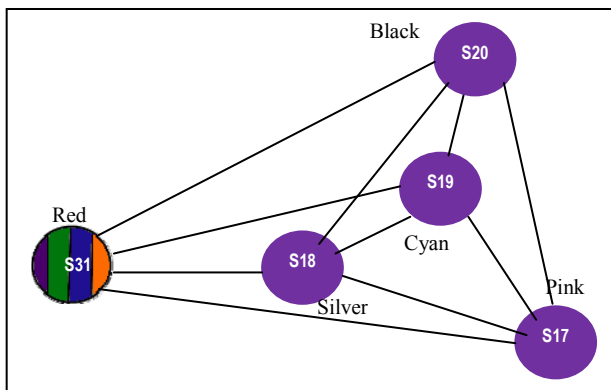


Figure 1. Graph for S19

A solution exists if the colour is equal to the number of vertices in the cluster. Fig. 1 has five vertices with the same edge and the colour should be five which represent five different slots. The five colours in Fig. 1 are black, cyan, pink, silver and red.

V. RESULT AND ANALYSIS

In this study, all the 39 subjects will be group into their cluster which have the same characteristic. The entire subject will be group into eight different cluster based on their foundation and intake. The entire cluster will have a group of subject and it can represent as colour or group name. For example subject for foundation management, intake trimester 1 can represent as $g_1 = \text{Mgmt1}$. Decomposition subject will help research in reducing the problem size and it very useful for determine the conflict matrix between subjects. Based on decomposition, researcher can define either the subject can slot or assign in the same slot or not in the exam timetable.

For this problem, 39 subjects should be schedule but however, only 30 subjects have been group in the cluster group. Therefore another nine subjects cannot be group in the current cluster. Due to this problem, a special group called as special cluster has been created for student from combination of foundation or intake. After subjects have been group in special cluster, it will be sorted according to student enrolment. Then, code will be assigned to represent the subject.

After decomposition of subjects, conflict between subjects will be determine by using conflict matrix table. For this problem, maximum number of conflict is 23 for subject S31. Subject S31 is a core subject where four group of student enrol in this subject. For normal group, subject under Mgmt1 and Engin1 group have the maximum number of conflict, eight. Based on conflict matrix, it shows that nine colours are used in the graph colouring for this exam problem. These nine colours represent nine slots that should be used for this problem.

Table III below show the entire nine colours and the subject for each colour with the student enrolment.

TABLE III
Summary of graph colouring and subject

Graph Colour	Code	Student enrolment
Red	S31, S37	1116
Yellow	S10, S3, S39, S23, S27	953
Green	S9, S2, S33, S24, S29	1145
Magenta	S11, S1, S38, S28	893
Cyan	S12, S4, S6, S16, S19	401
Orange	S32, S7, S30, S21	1323
Black	S34, S20, S26, S22, S13	384
Pink	S35, S5, S17, S25, S14	507
Silver	S36, S8, S18, S15	271

After subjects have been group according to specific colour for scheduling, the exam slot (colour) now sorted according to number of student enrolment per slot. Exam with the highest number of student enrolments should be scheduled first. In this study, the constructive heuristic used in finding an initial solution is the largest enrolment graph colouring heuristic. This algorithm begins with an exam with the highest enrolment and assigns it to the first available slot. If a slot is not available, the exam is put into the next available slot. A slot is feasible if it fulfil the soft constraint where a student should not have more than one exam per day. In this heuristic, the potential penalty of assigning exam to each period is calculated and the period with minimum penalty is selected.

A. Period selection using nine slots

The exam will be assign into exam timetable based on student enrolment. To assign the exam into period or slot, algorithm will check the soft constraint which is student only can seat for one exam per day. If unfeasible, it will go to the next slot until reach the last slot which is slot nine. Then it will start again from empty slot and this time penalty of assigning exam to each period is calculated and the period with minimum penalty is selected.

As the result using nine slots, only 16 out of 39 subjects will violate the soft constraint. With nine slots, all subjects that have conflict matrix nine will violate the soft constraint because number of slot available is equal to number of conflict matrix.

Based on this period selection, it shows that the exam timetable for trimester 2, 2009-2010 only used nine slots compare to the original exam timetable which used 12 slots. With this method researchers save three slots and it means they also save the resources such as room and invigilator.

B. Period selection using 12 slots

In this section, researchers will use the entire 12 slot provided by the management. In the current exam timetable, university has allocated 12 slots for FOSEE students to seat for

their exam in trimester2, 2009/2010. All the process is same as period selection using nine slots and the only different is slot will be increase from nine to 12 slots.

Experiment show that the second method gives only 10 penalties but in term of resources, researchers drag the exam until Saturday and there are three slots is unused for this method. There only a small different for penalty but it has a big impact for the resources. In this exam timetabling problem, the maximum conflict matrix is nine and with 12 time slot, only three of nine subjects will fulfil the first soft constraints. Subject with six or less than six conflict matrix should fulfil the first soft constraint.

C. Period selection without penalty

In this section researcher try to come out with exam timetables that have zero or no penalty at all. This method will give student more time to study but it drag the exam duration and difficult to be implement in FOSEE, MMU due to limitation of time and resources.

To ensure that students didn't have two exams in the same day, management need to provide 17 slot which equivalent to nine days. Based on conflict matrix maximum subject per group are nine which equivalent to nine slots for exam. This exam cannot be schedule in the same slot and day due to hard constraint and soft constraint. Therefore, the exam should be schedule in the morning slot and no exam for afternoon slot.

Student in FOSEE only have a week break before they start a new trimester. If management drag the exam durations more than one week, it means at the same time it effect the student holiday. Maybe student didn't have holiday at all. This also will burden the academican and management. Academican need to struggle to mark the exam paper and at the same time they need to prepare for new trimester.

D. Room selection

After producing the exam timetable for all the subjects, distribution of students among the room will be done using selection heuristic. The problem of fitting students into room is equivalent to the knapsack filling problem where researchers have a set of exams to be fitted into a set of rooms [18], [19], [20]. The objective is to fit as many students as possible into each room to maximize the use or room. For this problem, a sorted list of subject for a specific period will fit in the room based on:-

- largest first – the largest spaces available will be fit first to optimize the usage of largest space and minimize the number of venue and invigilators.
- best fit – exams will be fit in the smallest amount of remaining room capacity

The room selection works by filling up the largest rooms first, then continuing on with the smallest amount of remaining capacity until all exams are assigned to the room [20]. One of the major problem in room selection is the number of students cannot be fit in one venue or more than one exams are scheduled in the same room at one time[18], [19], [20]. In this

room selection, penalty of fitting same subjects in different room is calculated and the room with minimum penalty is selected.

VI. COMPARISON

At the end of every semester, student in the university will seat for their final exams based on subject that have been registered. The duration for final exam in FOSEE, MMU for trimester 2, 2009-2010 is six days including Saturday. It involves 12 slots which are morning slot and afternoon slot. The exams cover 39 subjects from various foundation and intake. Eight rooms with different capacity have been provided as the exam venue.

Based on the experiment, duration for final exam for this problem can be reduced if the effective methods in producing exam timetable have been applied. Using the cluster heuristic and graph colouring heuristic approach, researcher can reduce exam duration from six days (12 slots) to only five days (nine slots). Comparison for first soft constraint which is exam penalty (more than one exam per day) between current timetable and suggestion timetable has been made. Therefore with current exam timetable, the exam penalty is 14 while with suggestion exam timetable, the exam penalty is 16. Difference for exam penalty between this two timetables only two subjects. It shows that if researchers arrange the subject effectively they can minimize the exam penalty and it proved that duration for the exam didn't influence the exam penalty.

Analyzing regarding maximum and minimum number of students per exam in one slot has been made and it shows that the current exam timetable didn't utilize the usage of the slot because it shows a big gap between the current exam timetable and suggestion exam timetable. Suggestion exam timetable can schedule the exam for maximum 1323 students per slot and minimum 271 students per slot while current exam timetable only schedule maximum 1263 students per slot and minimum 95 students per slot.

With the longer exam duration, current exam timetable use about 39 venue or room to support the entire subject for the exam while suggestion exam timetable only used 31 venues to support all exams. Room penalty show that current exam timetable is not really well assigned because the different only five subject.

VII. CONCLUSION AND SUGGESTION

An exam timetable is considered as good quality if all soft constraints under consideration are minimized. The use of clustering heuristic is very important to decompose the subject based on their characteristic (foundation and intake) and this filtering technique very important when researcher applies the conflict matrix to detect clashing subject. With the conflict matrix table it help the researcher to recheck the clashing of subject based on cluster colour.

This study has produced a feasible approach for exam timetable in FOSEE, MMU using a new technique such as combination of clustering and graph colouring heuristic. Even

though this study may be able to produce a good exam timetable, there are still many matters to be studied.

Based on the experiment, graph colouring heuristic is suitable for the problem that focus on hard constraint but it is difficult to solve the soft constraints. This research only provides method or approach that can be apply for exam timetable but it didn't have any automated or computerized system. It will be good ideas if this method can be apply as automated system using a specific tool and language. Using a computerized system, the output can be more consistent and the experiment can be applied for any problem size.

It will be a better idea if the system is a web-based exam timetable. Therefore, academician can easy check and validate the subject involve in examination and system analyst also will get a faster respond from academician.

ACKNOWLEDGMENT

The authors would like to thank FTMK, UTeM for providing facilities and financial support.

REFERENCES

- [1] A. Wren, "Scheduling, Timetabling and Rostering — A special Relationship?," in *The Practice and Theory of Automated Timetabling: Selected Papers from the 1st International Conference* (Lecture Notes in Computer Science 1153), E. Burke and P. Ross, Eds. Berlin, Germany: Springer-Verlag, 1996, pp. 46–75.
- [2] V. A. Bardadym, "Computer-Aided School and University Timetabling: The New Wave," in *The Practice and Theory of Automated Timetabling: Selected Papers from the 1st International Conference* (Lecture Notes in Computer Science 1153), E. Burke and P. Ross, Eds. Berlin, Germany: Springer-Verlag, 1996, pp. 22–45.
- [3] E. K. Burke, D. Elliman, P. H. Ford and R. F. Weare, "Examination timetabling in British Universities: A survey," in *The Practice and Theory of Automated Timetabling: Selected Papers from the 1st International Conference* (Lecture Notes in Computer Science 1153), E. Burke and P. Ross, Eds. Berlin, Germany: Springer-Verlag, 1996, pp. 79–90.
- [4] E. K. Burke, A. J. Eckersley, B. McCollum, S. Petrovic and R. Qu, "Analysing Similarity in Examination Timetabling," *Proceedings of the 5th International Conference on the Practice and Theory of Automated Timetabling*, Pittsburgh-USA, 2004, pp. 89-106.
- [5] M. Cupic, M. Golub and D. Jakobovic, "Exam Timetabling using Genetic Algorithm," *Proceedings of the 31st International Conference on Information Technology Interfaces*, Croatia: ITI 2009, 2009, pp. 357-362.
- [6] M. Norberciak, "Universal Method for Timetable Construction based on Evolutionary Approach," *World Academy of Science, Engineering and Technology*, Poland, 2006, pp. 91-96.
- [7] E. K. Burke, D. G. Elliman and R. F. Weare, "A University Timetabling System based on Graph Colouring and Constraint Manipulation," *Journal of Research on Computing in Education*, 1994a, pp. 1-18.
- [8] E. K. Burke and J. P. Newall, "A Multi-stage Evolutionary Algorithm for the Timetable Problem", *IEEE Transactions on Evolutionary Computation*, 1999, pp. 63–74.
- [9] R. Qu and E. K. Burke, "Adaptive Decomposition and Construction for Examination Timetabling Problems," *Multidisciplinary International Scheduling : Theory and Applications (MISTA'07)*, France, 2007, pp. 418-425.
- [10] E. K. Burke, J. P. Newall and R. F. Weare, "A Simple Heuristically Guided Search for the Timetable Problem", *International ICSC Symposium on Engineering of Intelligent Systems (EIS98)*, 1998c, pp. 574–579
- [11] A. Schaerf, "A Survey of Automated Timetabling," *Artificial Intelligence Review*, 1999, pp. 87-127.
- [12] S. Deris, S. Omatu and H. Ohta, "Timetable Planning using the Constraint-based Reasoning", *Computers & Operations Research* 27, 2000, pp. 819-840.
- [13] M. Kambi and D. Gilbert, "Timetabling in Constraint Logic Programming," *Proceedings of INAP-96: Symposium and Exhibition on Industrial Applications of Prolog*, Tokyo, 1996.
- [14] M. Eley, "Ant Algorithms for the Exam Timetabling Problem," *Practice and Theory of Automated Timetabling VI: Selected Papers from the 6th International Conference*, 2007, pp. 364 – 382.
- [15] K. Sheibani, "An Evolutionary Approach for the Examination Timetabling Problems," in *The Practice and Theory of Automated Timetabling: 4th International Conference (PATAT 2002)*, In E.K. Burke, & P. D. Causmaecker, Belgium: Springer-Verlag, 2002, pp. 387-396.
- [16] G. M. White and B. S. Xie, "Examination Timetables and Tabu Search with Longer-term Memory," in the *Practice and Theory of Automated Timetabling III: Selected Papers from the 3rd International Conference*, 2001, pp. 85–103.
- [17] E. K. Burke, B. McCollum, A. Meisels, S. Petrovic and R. Qu, "A Graph-Based Hyper-Heuristic for Educational Timetabling Problems," *European Journal of Operational Research* 176, 2007, pp. 177-192.
- [18] P. Cowling, S. Ahmadi, P. Cheng, R. Barone, "Combining Human and Machine Intelligence to Produce Effective Examination Timetables," *The 4th Asia-Pacific Conference on Simulated Evolution and Learning (SEAL 2002)*, Singapore, 2002, pp. 662-666.
- [19] M. Malkawi, M. A. Hassan and O. A. Hassan, "A New Exam Scheduling Algorithm Using Graph Coloring," *The International Arab Journal of Information Technology*, 2008, pp. 80-87.
- [20] S. A. Rahman, A. Bargiela, E. K. Burke, E. Ozcan and B. McCollum, "Construction of Examination Timetables Based on Ordering Heuristics," in *24th International Symposium on Computer and Information Sciences*, 2009, pp. 680-685.