



8-10-2017

Photon beam asymmetry Sigma for eta and eta ' photoproduction from the proton

P. Collins

B. G. Ritchie
barry.ritchie@asu.edu

M. Dugger

A. V. Anisovich

M. Doering

See next page for additional authors

Follow this and additional works at: <https://scholarworks.wm.edu/aspubs>

Recommended Citation

Collins, P.; Ritchie, B. G.; Dugger, M.; Anisovich, A. V.; Doering, M.; Klempt, E.; Nikonov, V. A.; Roenchen, D.; Sadasivan, D.; Sarantsev, A.; Adhikari, K. P.; Akbar, Z.; Amaryan, M. J.; Pereira, S. Anefalos; Avakian, H.; Ball, J.; Balossino, I.; Bashkanov, M.; Battaglieri, M.; Bedlinskiy, I.; Biselli, A. S.; Briscoe, W. J.; Brooks, W. K.; Burkert, V. D.; and Griffioen, Keith, Photon beam asymmetry Sigma for eta and eta ' photoproduction from the proton (2017). *PHYSICS LETTERS B*, 771. 10.1016/j.physletb.2017.05.045

This Article is brought to you for free and open access by the Arts and Sciences at W&M ScholarWorks. It has been accepted for inclusion in Arts & Sciences Articles by an authorized administrator of W&M ScholarWorks. For more information, please contact scholarworks@wm.edu.

Authors

P. Collins, B. G. Ritchie, M. Dugger, A. V. Anisovich, M. Doering, E. Klempt, V. A. Nikonov, D. Roenchen, D. Sadasivan, A. Sarantsev, K. P. Adhikari, Z. Akbar, M. J. Amaryan, S. Anefalos Pereira, H. Avakian, J. Ball, I. Balossino, M. Bashkanov, M. Battaglieri, I. Bedlinskiy, A. S. Biselli, W. J. Briscoe, W. K. Brooks, V. D. Burkert, and Keith Griffioen



Photon beam asymmetry Σ for η and η' photoproduction from the proton



P. Collins^{b,g,1}, B.G. Ritchie^{b,*}, M. Dugger^b, A.V. Anisovich^d, M. Döring^{q,am}, E. Klempt^{d,am}, V.A. Nikonov^{d,o}, D. Rönchen^{c,d}, D. Sadasivan^q, A. Sarantsev^{d,o}, K.P. Adhikari^{ab}, Z. Akbarⁿ, M.J. Amarian^{af}, S. Anefalos Pereira^t, H. Avakian^{am}, J. Ball^h, I. Balossino^s, M. Bashkanov^{ao}, M. Battaglieri^u, I. Bedlinskiy^y, A.S. Biselli^{k,f}, W.J. Briscoe^q, W.K. Brooks^{an,am}, V.D. Burkert^{am}, Frank Thanh Cao^j, D.S. Carman^{am}, A. Celentano^u, S. Chandavar^{ae}, G. Charles^{af}, T. Chetry^{ae}, G. Ciullo^{s,l}, L. Clark^{ap}, L. Colaneri^j, P.L. Cole^r, N. Compton^{ae}, M. Contalbrigo^s, O. Cortes^r, V. Credeⁿ, A. D'Angelo^{v,ai}, N. Dashyan^{at}, R. De Vita^u, E. De Sanctis^t, A. Deur^{am}, C. Djalali^{ak}, R. Dupre^x, H. Egiyan^{am,ac}, A. El Alaoui^{an}, L. El Fassi^{ab}, L. Elouadrhiri^{am}, P. Eugenioⁿ, E. Fanchini^u, G. Fedotov^{ak,aj}, A. Filippi^w, J.A. Fleming^{ao}, Y. Ghandilyan^{at}, G.P. Gilfoyle^{ah}, K.L. Giovanetti^z, F.X. Girod^{am,h}, D.I. Glazier^{ap}, C. Gleason^{ak}, E. Golovatch^{aj}, R.W. Gothe^{ak}, K.A. Griffioen^{as}, L. Guo^{m,am}, K. Hafidi^a, H. Hakobyan^{an,at}, C. Hanretty^{am}, N. Harrison^{am}, D. Heddle^{i,am}, K. Hicks^{ae}, M. Holtrop^{ac}, S.M. Hughes^{ao}, Y. Ilieva^{ak,q}, D.G. Ireland^{ap}, B.S. Ishkhanov^{aj}, E.L. Isupov^{aj}, D. Jenkins^{aq}, H.S. Jo^x, S. Joosten^{al}, D. Keller^{ar}, G. Khachatryan^{at}, M. Khachatryan^{af}, M. Khandaker^{ad}, A. Kim^j, W. Kim^{aa}, A. Klein^{af}, F.J. Klein^g, V. Kubarovsky^{am,ag}, L. Lanza^v, P. Lenisa^s, K. Livingston^{ap}, I.J.D. MacGregor^{ap}, N. Markov^j, B. McKinnon^{ap}, C.A. Meyer^f, M. Mirazita^t, V. Mokeev^{am,aj}, R.A. Montgomery^{ap}, A. Movsisyan^s, C. Munoz Camacho^x, G. Murdoch^{ap}, P. Nadel-Turonski^{am,q}, S. Niccolai^x, G. Niculescu^z, I. Niculescu^z, M. Osipenko^u, A.I. Ostrovidovⁿ, M. Paolone^{al}, R. Paremuzyan^{ac}, K. Park^{am,aa}, E. Pasyuk^{am,b}, W. Phelps^m, S. Pisano^t, O. Pogorelko^y, J.W. Price^e, Y. Prok^{af,ar,am}, D. Protopopescu^{ap}, B.A. Raue^{m,am}, M. Ripani^u, A. Rizzo^{v,ai}, G. Rosner^{ap}, P. Royⁿ, F. Sabatié^h, C. Salgado^{ad}, R.A. Schumacher^f, Y.G. Sharabian^{am}, Iu. Skorodumina^{ak,aj}, G.D. Smith^{ao}, D. Sokhan^{ap}, N. Sparveris^{al}, S. Stepanyan^{am}, I.I. Strakovsky^q, S. Strauch^{ak,q}, M. Taiuti^{p,2}, Ye Tian^{ak}, B. Torayev^{af}, M. Ungaro^{am,j}, H. Voskanyan^{at}, E. Voutier^x, N.K. Walford^g, X. Wei^{am}, N. Zachariou^{ao}, J. Zhang^{am,af}

^a Argonne National Laboratory, Argonne, IL 60439, United States

^b Arizona State University, Tempe, AZ 85287-1504, United States

^c Bethe Center for Theoretical Physics, Universität Bonn, Germany

^d Helmholtz-Institut für Strahlen- und Kernphysik, Universität Bonn, Germany

^e California State University, Dominguez Hills, Carson, CA 90747, United States

^f Carnegie Mellon University, Pittsburgh, PA 15213, United States

^g Catholic University of America, Washington, D.C. 20064, United States

^h Irfu/SPHn, CEA, Université Paris-Saclay, 91191 Gif-sur-Yvette, France

ⁱ Christopher Newport University, Newport News, VA 23606, United States

^j University of Connecticut, Storrs, CT 06269, United States

^k Fairfield University, Fairfield, CT 06824, United States

^l Università di Ferrara, 44121 Ferrara, Italy

^m Florida International University, Miami, FL 33199, United States

ⁿ Florida State University, Tallahassee, FL 32306, United States

^o NRC "Kurchatov" Institute, PNPI, Gatchina 188300, Russia

^p Università di Genova, 16146 Genova, Italy

^q The George Washington University, Washington, DC 20052, United States

^r Idaho State University, Pocatello, ID 83209, United States

^s INFN, Sezione di Ferrara, 44100 Ferrara, Italy

- ^t INFN, Laboratori Nazionali di Frascati, 00044 Frascati, Italy
^u INFN, Sezione di Genova, 16146 Genova, Italy
^v INFN, Sezione di Roma Tor Vergata, 00133 Rome, Italy
^w INFN, Sezione di Torino, 10125 Torino, Italy
^x Institut de Physique Nucléaire, CNRS/IN2P3 and Université Paris Sud, Orsay, France
^y Institute of Theoretical and Experimental Physics, Moscow, 117259, Russia
^z James Madison University, Harrisonburg, VA 22807, United States
^{aa} Kyungpook National University, Daegu 41566, Republic of Korea
^{ab} Mississippi State University, Mississippi State, MS 39762-5167, United States
^{ac} University of New Hampshire, Durham, NH 03824-3568, United States
^{ad} Norfolk State University, Norfolk, VA 23504, United States
^{ae} Ohio University, Athens, OH 45701, United States
^{af} Old Dominion University, Norfolk, VA 23529, United States
^{ag} Rensselaer Polytechnic Institute, Troy, NY 12180-3590, United States
^{ah} University of Richmond, Richmond, VA 23173, United States
^{ai} Università di Roma Tor Vergata, 00133 Rome, Italy
^{aj} Skobel'syn Institute of Nuclear Physics, Lomonosov Moscow State University, 119234 Moscow, Russia
^{ak} University of South Carolina, Columbia, SC 29208, United States
^{al} Temple University, Philadelphia, PA 19122, United States
^{am} Thomas Jefferson National Accelerator Facility, Newport News, VA 23606, United States
^{an} Universidad Técnica Federico Santa María, Casilla 110-V, Valparaíso, Chile
^{ao} Edinburgh University, Edinburgh EH9 3JZ, United Kingdom
^{ap} University of Glasgow, Glasgow G12 8QQ, United Kingdom
^{aq} Virginia Tech, Blacksburg, VA 24061-0435, United States
^{ar} University of Virginia, Charlottesville, VA 22901, United States
^{as} College of William and Mary, Williamsburg, VA 23187-8795, United States
^{at} Yerevan Physics Institute, 375036 Yerevan, Armenia

ARTICLE INFO

Article history:

Received 1 March 2017

Received in revised form 24 April 2017

Accepted 15 May 2017

Available online 18 May 2017

Editor: D.F. Geesaman

Keywords:

Meson photoproduction

Eta photoproduction

Eta-prime photoproduction

Polarization observable

Photon beam asymmetry

ABSTRACT

Measurements of the linearly-polarized photon beam asymmetry Σ for photoproduction from the proton of η and η' mesons are reported. A linearly-polarized tagged photon beam produced by coherent bremsstrahlung was incident on a cryogenic hydrogen target within the CEBAF Large Acceptance Spectrometer. Results are presented for the $\gamma p \rightarrow \eta p$ reaction for incident photon energies from 1.070 to 1.876 GeV, and from 1.516 to 1.836 GeV for the $\gamma p \rightarrow \eta' p$ reaction. For $\gamma p \rightarrow \eta p$, the data reported here considerably extend the range of measurements to higher energies, and are consistent with the few previously published measurements for this observable near threshold. For $\gamma p \rightarrow \eta' p$, the results obtained are consistent with the few previously published measurements for this observable near threshold, but also greatly expand the incident photon energy coverage for that reaction. Initial analysis of the data reported here with the Bonn-Gatchina model strengthens the evidence for four nucleon resonances – the $N(1895)1/2^-$, $N(1900)3/2^+$, $N(2100)1/2^+$ and $N(2120)3/2^-$ resonances – which presently lack the “four-star” status in the current Particle Data Group compilation, providing examples of how these new measurements help refine models of the photoproduction process.

© 2017 The Authors. Published by Elsevier B.V. This is an open access article under the CC BY license (<http://creativecommons.org/licenses/by/4.0/>). Funded by SCOAP³.

1. Introduction

Much effort in nuclear physics at present is aimed at obtaining a quantum-chromodynamic description of the nucleon in terms of its quark constituents. Our current knowledge of nucleon resonances [1–3] has come from analyses of the results of experiments primarily with πN , ηN , $K\Lambda$, and $K\Sigma$ final states. These analyses have identified (with varying degrees of certainty) a large number of excited states over the past several decades (e.g. [4–7]). Nonetheless, despite experimental efforts spanning nearly a half of a century, considerable ambiguity still remains about precisely which resonances indeed are present and the details of the properties of those excitations. The competing theoretical descriptions of the nucleon resonance spectrum predict many more states than have been observed (the longstanding “missing resonance” puzzle).

Progress in understanding the nucleon has been difficult in part because of the complexity of the nucleon resonance spectrum, with excited states often overlapping each other in energy because of their inherently broad width (typically 100–300 MeV). To better isolate specific contributions to the nucleon excitation spectrum, studies using the electromagnetic interaction have proven to be powerful, since the features of that interaction are well understood in terms of quantum electrodynamics and since photons potentially might have large couplings to resonances that have escaped detection in previous analyses of reactions using pion beams. The reactions $\gamma p \rightarrow \eta p$ and $\gamma p \rightarrow \eta' p$ have been seen to be quite advantageous in probing the nucleon since those reactions provide an “isospin filter” on the nucleon resonance spectrum: the final states ηp and $\eta' p$ can only be accessed in one-step decays of isospin $I = \frac{1}{2}$ resonances, whereas data with πN final states, which make up the bulk of the current world database, include both $I = \frac{1}{2}$ and $\frac{3}{2}$ resonances.

Most published studies of the reactions $\gamma p \rightarrow \eta p$ and $\gamma p \rightarrow \eta' p$ below an incident photon energy E_γ of 2 GeV have focused on measurements of the differential cross section [8–18]. Cross

* Corresponding author.

E-mail address: barry.ritchie@asu.edu (B.G. Ritchie).

¹ Current address: 8051 Jason Avenue, West Hills, CA 91304, United States.

² Current address: INFN, Sezione di Genova, 16146 Genova, Italy.

section data have helped delineate the basic features for nucleon excitations in that energy range, but that observable alone does not provide sufficient information for resolving the details of the nucleon resonance spectrum. To gain further insight, more recent studies have turned to spin observables, wherein the interferences of helicity amplitudes [19,20] provide much more detailed and stringent tests of the predictions arising from various theoretical models of excited nucleon states. For pseudoscalar meson photoproduction, there are a total of 16 possible observables using polarized and unpolarized photons, polarized and unpolarized proton targets, and measurements of the polarization of the recoiling proton following photoproduction. As outlined in Ref. [20], in principle, full knowledge of all the helicity amplitudes for the process for a particular incident photon energy E_γ (or, alternately, center-of-mass energy W) can be obtained with a judicious choice of a subset of 8 of the 16 possible observables, thereby providing a so-called “complete” measurement of the helicity amplitudes. However, when experimental uncertainties are considered, many ambiguities usually remain even with such a choice [21–23]. Consequently, increasing accuracy in any theoretical description demands extending the dataset on all observables as much as possible.

As part of the effort to gain a more complete dataset of measurements, the work reported here provides data on the photon beam asymmetry observable Σ for the reactions $\gamma p \rightarrow \eta p$ and $\gamma p \rightarrow \eta' p$. The photon beam asymmetry Σ is defined in the center-of-mass frame as

$$\frac{d\sigma}{d\Omega} = \frac{d\sigma_0}{d\Omega} [1 - P_\gamma \Sigma \cos\{2(\varphi - \alpha)\}], \quad (1)$$

where $\frac{d\sigma}{d\Omega}$ is the differential cross section for the reaction using a polarized photon beam, $\frac{d\sigma_0}{d\Omega}$ is the *unpolarized* differential cross section, P_γ is the degree of linear polarization of the photon beam, φ is the azimuthal angle of the photoproduced meson relative to a plane parallel to the floor in the laboratory frame, and α is the azimuthal angle between the photon beam polarization plane and the laboratory floor plane. The beam asymmetry Σ is particularly powerful for testing resonance descriptions of the nucleon since this observable may be written as $2\text{Re}(S_1^* S_2 - \mathcal{N} D^*)$, where S_1 and S_2 are the Mandelstam s -channel single-flip helicity amplitudes and \mathcal{N} and D are the no-flip and double-flip s -channel helicity amplitudes, respectively; thus, measurements of Σ help isolate those various components through interference effects [19]. While there have been several measurements of Σ for $\gamma p \rightarrow \eta p$ [12,24–26], only one previous publication has reported Σ data for $\gamma p \rightarrow \eta' p$ [27], in that case providing Σ for two energies near the $\eta' p$ threshold. The authors of Ref. [27] drew attention to an intriguing $\sin^2 \theta_{c.m.} \cos \theta_{c.m.}$ angular dependence near threshold ($E_\gamma = 1.461$ GeV) for Σ that was not reproduced by the theories discussed in that work, and noted that such a feature would be suggestive of interference between either P - and D -waves or S - and F -waves. If true, such behavior would require at least one additional resonance beyond the four resonances that have been suggested to be important near threshold ($N(1720)3/2^+$, $N(1925)1/2^-$, $N(2130)1/2^+$, and $N(2050)3/2^+$) [28].

The results presented here for the photon beam asymmetry Σ provide a check on prior measurements for both these reactions, but also extend the measurements of Σ to considerably higher energies than previously reported, thereby providing access with this observable to the details of higher-lying resonances. To provide an indication of the utility of these new Σ data, comparisons are provided with a number of models, and initial investigations are presented using two approaches that take advantage of the newest data on these reactions.

2. Experiment

The experiment was conducted in Hall B at the Thomas Jefferson National Accelerator Facility (Jefferson Lab) during the “g8b” running period, which also provided the data from which photon beam asymmetries for π^+ and π^0 photoproduction on the proton were extracted [29], as well as data related to strangeness-related photoproduction on the proton [30]. Full details on the experimental conditions for that running period may be found in those publications, but a summary is provided here.

A linearly-polarized photon beam was generated by coherent bremsstrahlung [31] using a 4.55 GeV electron beam and an oriented 50 μm -thick diamond. The coherent bremsstrahlung process results in intensity enhancements in the photon spectrum above the normal bremsstrahlung spectrum due to momentum transfer from the scattered electron to the lattice planes within the diamond; significant linear polarization enhancement occurs in those intensity enhancement peaks. The photon energy where the intensity enhancement is greatest is called the coherent peak. Adjusting the orientation of the diamond controls the photon polarization plane as well as the coherent peak for producing polarized photons. Energy, timing, and polarization information for the photon beam were provided by the Hall B photon tagger [32], and the degree of photon beam polarization during each portion of the data collection period was estimated via a bremsstrahlung calculation [33] using knowledge of the diamond orientation and the degree of photon beam collimation. The photon polarization in coherent bremsstrahlung rises very sharply on the higher-photon-energy side of the coherent peak, but falls slowly and smoothly as the photon energy decreases below the coherent-peak energy. To enhance the accuracy of the estimate of the photon-beam polarization, only photon energies below the coherent peak were used so that the polarization variation as a function of photon energy E_γ was gradual.

The photon beam was incident on a 40-cm-long cryogenic liquid hydrogen target placed 20 cm upstream from the center of the CEBAF Large Acceptance Spectrometer (CLAS) [34], composed of six identical charged particle detectors installed in a toroidal magnetic field. The principal CLAS subsystems used here were: the drift chamber system for tracking charged particles [35], with three multi-layer drift chambers in each sector of CLAS, yielding a total of approximately 35,000 individually instrumented hexagonal drift cells; a scintillator-based time-of-flight (TOF) system [36], with 57 elements per sector; and a “start counter” plastic scintillator array, with six elements per sector, which determined when charged particles passed from the target into the detection region [37].

To determine Σ , Eq. (1) may be recast based on the orientation of the plane of polarization for the electric field \vec{E} of the photon beam relative to the lab floor:

- (a) “perpendicular beam” polarization ($\vec{E} \perp$ to lab floor, $\alpha = 90^\circ$ in Eq. (1)),

$$\sigma_\perp(\theta, \varphi) \equiv \frac{d\sigma_\perp}{d\Omega}(\theta, \varphi) = \frac{d\sigma_0}{d\Omega}(\theta) [1 + P_\perp \Sigma \cos 2\varphi], \quad (2)$$

- (b) “parallel beam” polarization ($\vec{E} \parallel$ to lab floor, $\alpha = 0^\circ$ in Eq. (1)),

$$\sigma_\parallel(\theta, \varphi) \equiv \frac{d\sigma_\parallel}{d\Omega}(\theta, \varphi) = \frac{d\sigma_0}{d\Omega}(\theta) [1 - P_\parallel \Sigma \cos 2\varphi], \quad (3)$$

where P_\perp and P_\parallel denote the degrees of photon beam polarization for the perpendicular and parallel polarization orientations, respectively; $\theta_{c.m.}$ denotes the meson polar scattering angle in the center-of-mass system (hereafter $\theta_{c.m.}$). The angles φ and α in

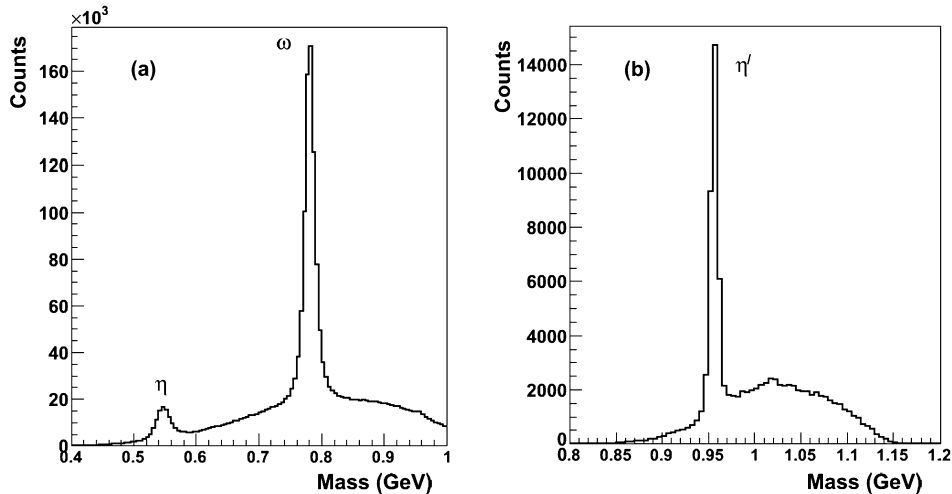


Fig. 1. Missing mass spectra for $\gamma p \rightarrow p + X$ summed over all coherent peak settings, with multi-pion background reduced by requiring detection in CLAS of a proton, π^+ , and π^- . The peaks associated with the η and η' photoproduced mesons are indicated. (a) Isolation of η photoproduction using $p\pi^+\pi^-(\pi^0)$. (b) Isolation of η' photoproduction using $p\pi^+\pi^-(\eta)$.

Eqs. (1), (2) and (3) were determined to a precision of 0.5° and 0.2° , respectively. With Eqs. (2) and (3), Σ then may be written as

$$\Sigma = \frac{\sigma_{\perp} - \sigma_{\parallel}}{\sigma_{\perp} + \sigma_{\parallel}}. \quad (4)$$

The g8b running period was divided into intervals with different coherent peak energies nominally set to 1.3, 1.5, 1.7, and 1.9 GeV. These intervals were further subdivided into periods with parallel or perpendicular beam orientation.

2.1. Particle and event identification

For each charged particle detected in CLAS, the accelerator radio-frequency (RF) timing and information from the start counter array, TOF subsystem, and drift chambers were used to determine each charged particle's type and four-momentum, as well as to identify which tagged photon gave rise to the reaction generating that particle. The vertex time (i.e. the time when the reaction took place in the cryogenic target) for each event was established using the time difference between the time of passage for that particle through the start counter (at the entrance to the drift chamber region) and the corresponding time of passage through a counter in the TOF array (as the particle exited the drift chamber region). This vertex time was then used to identify which tagged photon gave rise to the reaction that produced that particular charged particle. Once the particular tagged photon was identified for the event, the RF-corrected photon vertex time and TOF information were used to identify the type of charged particle and to make sure that all charged particles assumed to be in a particular event were indeed associated with the same photon and event.

The drift chambers provided trajectory information on each scattered particle, and the combination of timing information and trajectory information yielded a velocity and momentum determination for each charged particle. Particle identification then was performed using an algorithm that compared the CLAS-measured momentum of the particle whose identity was to be determined with expected values of β for the possible identities for that particle [38]. Each possible identity was tested by comparing the expected value of β for a given particle type to the CLAS-measured value of β determined by CLAS tracking and time-of-flight information. The particle was then assigned the identity that provided the closest expected value of β to the empirically measured value

of β . The performance of this particle identification technique is illustrated in Fig. 1 of Ref. [29].

A correction due to energy loss in the target and detector materials was performed for each charged particle identified, with the 4-vector values adjusted accordingly [39]. The tracks and the event as a whole were associated with a particular beam photon based on the consistency of timing information from the photon tagger and the projected vertex timing. Momentum corrections for tracks in CLAS were then determined by demanding four-momentum conservation in a kinematic fit of a large sample of $\gamma p \rightarrow \pi^+\pi^-p$ events seen in the spectrometer where all three final-state particles were detected. To avoid ambiguity, only events with particles matching exactly one beam photon were kept. The energy calibration of the photon tagger was determined as described in Ref. [40], such that the energy of any photon used in this analysis was known with a precision typically ± 0.1 MeV, and always better than ± 0.5 MeV.

The scattering angle and momentum for the proton recoiling from meson photoproduction were used to calculate a missing mass M_X from a two-body final state based on the assumption that the reaction observed was $\gamma p \rightarrow pX$, where X was the other body in the two-body final state.

2.2. Reconstruction of η and η' mesons

The missing mass spectra constructed in this fashion possessed considerable background from multi-pion photoproduction under the peaks associated with the η and η' mesons. For this reason, detection of the decay products for the η and η' mesons was incorporated to reduce this background. The η decays to the state $\pi^+\pi^-\pi^0$ with a branching ratio of 22.9% [2], while the η' decays to the state $\pi^+\pi^-\eta$ with a branching ratio of 42.9% [2]. The charged pions resulting from these decays were detected in CLAS, and the remaining neutral mesons were then identified with the missing mass technique. Once final states with appropriate decay products were identified, the reactions $\gamma p \rightarrow \eta p$ and $\gamma p \rightarrow \eta' p$ were then analyzed. Examples of the performance of this technique for η and η' are seen in Fig. 1. (The prominent ω meson peak seen in Fig. 1(a) also permitted measurements of the Σ observable for ω photoproduction, which will form the subject of a forthcoming publication.)

A Fourier-moment analysis technique was used to extract Σ as used previously for the π^0 and π^+ photon beam asymme-

try measurements reported in Ref. [29]. Cosine- φ -moment histograms were constructed by taking each event in the $\gamma p \rightarrow \eta p$ or $\gamma p \rightarrow \eta' p$ missing mass histograms and weighting that event by the value of $\cos n\varphi$ corresponding to that event. With this approach, events within a particular $\cos\theta_{c.m.}$ bin for any value of φ are combined simultaneously to determine Σ . Applying this Fourier moment method to Σ , the resulting equation for the beam asymmetry may be written

$$\Sigma = \frac{\tilde{Y}_{\perp 2} - \tilde{Y}_{\parallel 2}}{\frac{P_{\parallel}}{2}(\tilde{Y}_{\perp 0} + \tilde{Y}_{\perp 4}) + \frac{P_{\perp}}{2}(\tilde{Y}_{\parallel 0} + \tilde{Y}_{\parallel 4})}, \quad (5)$$

where $\tilde{Y}_{\perp n}(\tilde{Y}_{\parallel n})$ is the normalized meson yield for a perpendicular (parallel) photon beam, with each event weighted according to the Fourier moment $\cos n\varphi$, and P_{\perp} (P_{\parallel}) is the degree of photon polarization. Any experimental asymmetry arising from detector inefficiencies is taken into account in Eq. (5) by the fourth-order terms in the denominator; if the detector efficiency was isotropic in azimuthal angle, there would be no fourth-order Fourier moments in that equation.

2.3. Kinematic bins

The data were sorted into kinematic bins based on photon energy E_{γ} and center-of-mass polar angle $\cos\theta_{c.m.}$ for the photoproduced meson. The photon energy widths of these kinematic bins were chosen to minimize statistical uncertainties for the extracted beam asymmetries while providing the best center-of-mass energy W resolution possible for the nucleon resonance spectrum.

With those factors in mind, and selecting specific groups of physical counters on the photon tagger focal plane, the η photoproduction data were analyzed in 27-MeV-wide E_{γ} bins and 0.2-wide center-of-mass η polar angle $\cos\theta_{c.m.}$ bins, except for the 1.9-GeV coherent peak, where the number of events was sufficiently low that the width of the E_{γ} bins was increased to 54 MeV. Due to the much smaller cross section for $\gamma p \rightarrow \eta' p$, the same considerations led to an E_{γ} bin width of 54 MeV for all coherent peak settings for the η' results.

2.4. Uncertainties in extracted Σ values

As would be expected from the expression for the beam asymmetry Σ in Eqs. (4) and (5), experimental quantities related to target density, detector acceptance, and detection efficiency cancel in such a ratio, so those quantities did not contribute to systematic or statistical uncertainties. The statistical uncertainty in the relative normalization of the photon beam flux for the different coherent peak settings and polarization orientations was much less than 1%, contributing negligibly to the statistical uncertainty for Σ at any incident photon energy. Overall, the statistical uncertainties for Σ were driven by the uncertainties in the yield, though the use of the Fourier moment method as in Eq. (5) requires careful propagation of uncertainties in the various moments, as well as the correlations between parts of the ratio for Σ , as outlined in Ref. [29]. Statistical uncertainties varied markedly from point to point owing to the underlying variations in the photoproduction cross sections and Σ , but the average absolute statistical uncertainty $\langle\Delta\Sigma\rangle$ in Σ was on the order of $\langle\Delta\Sigma\rangle = \pm 0.15$ for both $\gamma p \rightarrow \eta p$ and $\gamma p \rightarrow \eta' p$.

Systematic uncertainties for Σ were driven by the systematics of the polarization estimation and relative normalization. By analyzing measurements at different coherent peak settings but where photon energies were the same, the systematic uncertainty in the photon polarization for a particular polarization orientation was found to be 4%, as reported in Ref. [29]. When combining data taken with the two different polarization orientations, adding

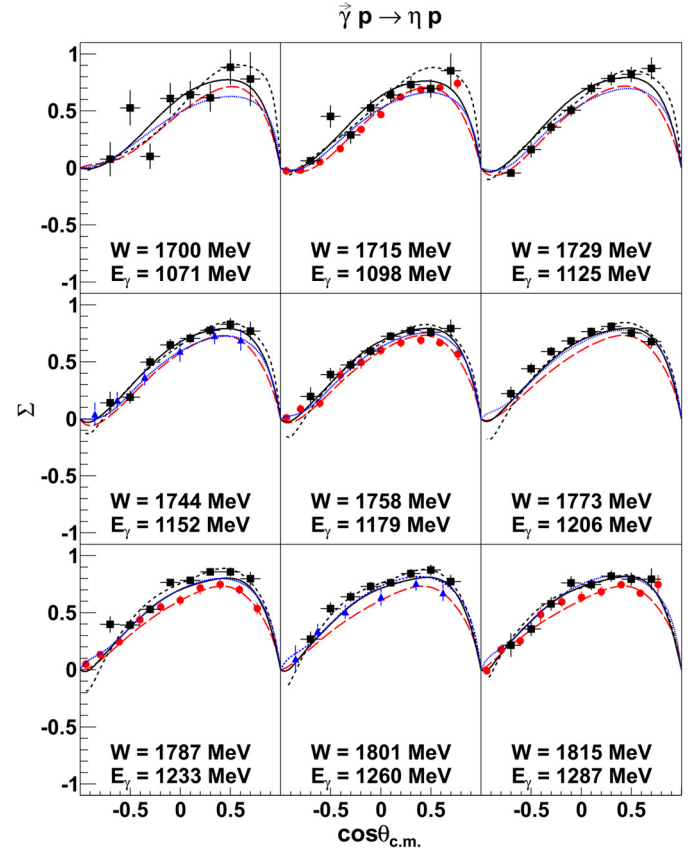


Fig. 2. (Color online.) The beam asymmetry Σ as a function of $\cos\theta_{c.m.}$ for the reaction $\gamma p \rightarrow \eta p$ at incident photon energies E_{γ} from 1.071 GeV ($W = 1.700$ GeV) to 1.287 GeV ($W = 1.815$ GeV). The data reported here are shown as black squares. Uncertainties shown are statistical only. Previously published results from Refs. [12, 25] are shown as (blue) triangles and (red) circles, respectively. The (blue) dotted lines indicate SAID predictions [41], while predictions from the ETA-MAID model [42] indicated by the (red) long-dashed lines. Results from new fits with the Jülich-Bonn model [43] as discussed in the text are shown with (black solid lines) and without (black short-dashed lines) the inclusion of a $N(1900)3/2^{+}$ resonance.

those contributions in quadrature resulted in an estimated systematic uncertainty in Σ of 6%, as given in Ref. [29].

3. Results

The photon beam asymmetry Σ results obtained here for η and η' are shown in Figs. 2 to 5. A total of 266 data points for Σ distributed over 27 bins in incident photon energy E_{γ} for $\gamma p \rightarrow \eta p$ were obtained, and 62 data points for Σ in 8 bins in E_{γ} for $\gamma p \rightarrow \eta' p$.

Also shown in Figs. 2 to 4 are Σ results for $\gamma p \rightarrow \eta p$ from Refs. [12,25,26] at energies close to those for which data are reported here. As seen in those figures, the angular dependence observed in this work for Σ is comparable to that seen in Refs. [12, 25], and the prior results and the results reported here generally agree in magnitude within statistical and systematic uncertainties. Nonetheless, uncertainties aside, the results of Ref. [12], while similar in shape, are systematically smaller in magnitude than the results reported here, and the results at $E_{\gamma} = 1.476$ GeV from that reference also disagree in shape with those reported here. Careful inspection of the data reported here did not reveal any specific sources for these differences. For all but the $E_{\gamma} = 1.476$ GeV results, the agreement in shape suggests the source of the disagreement could be attributable to the polarization estimate in either or both cases. The disagreement at 1.476 GeV, however, suggests

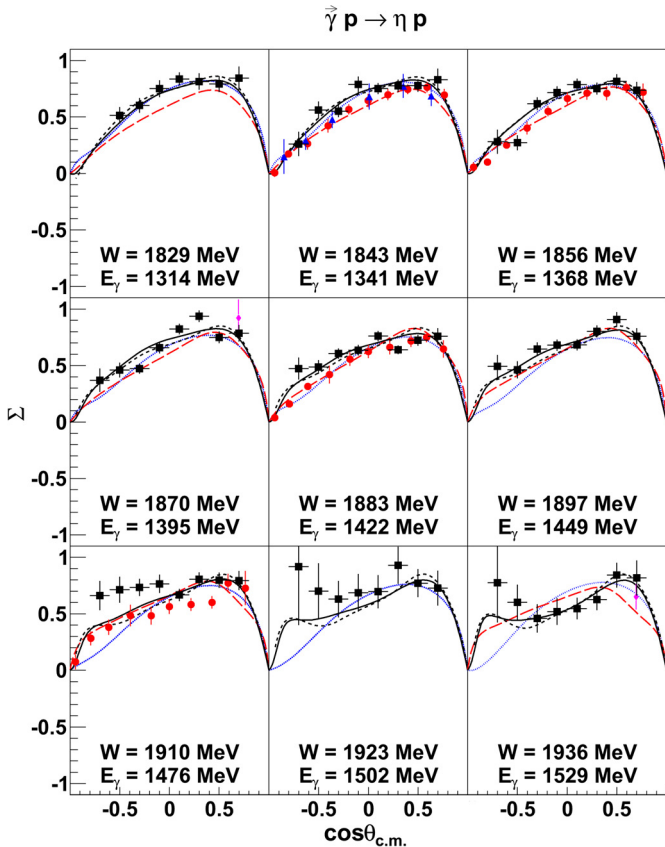


Fig. 3. (Color online.) The beam asymmetry Σ as a function of $\cos\theta_{c.m.}$ for the reaction $\gamma p \rightarrow \eta p$ at incident photon energies E_γ from 1.314 GeV ($W = 1.829$ GeV) to 1.529 GeV ($W = 1.936$ GeV). The data reported here are shown as black squares. Uncertainties shown are statistical only. Previously published results from Refs. [12, 25, 26] are shown as (blue) triangles, (red) circles, and (pink) diamonds, respectively. The (blue) dotted lines indicate SAID predictions [41], while predictions from the ETA-MAID model [42] indicated by the (red) long-dashed lines. Results from new fits with the Jülich-Bonn model [43] as discussed in the text are shown with (black solid lines) and without (black short-dashed lines) the inclusion of a $N(1900)3/2^+$ resonance.

additional sources beyond the estimate of the photon beam polarization may be responsible for the discrepancies observed. The data from Ref. [26] at $W = 2.055$ GeV disagree sharply beyond uncertainties in both magnitude and shape with the data provided here. It is unclear why this disagreement arises, but, given the general agreement within uncertainties between the data reported here and the more recent studies in Refs. [12, 25], except as noted above, a problem with the earlier data might exist. More Σ data for $\gamma p \rightarrow \eta p$ near $W = 2.0$ GeV are needed to clarify the situation.

The recent Σ results from GRAAL for $\gamma p \rightarrow \eta' p$ [27], which represent the only other measurements of Σ for that reaction, are compared with the results obtained here in Fig. 5. The two data sets are consistent with each other within our comparatively large uncertainties for the lowest of the 8 energy bins reported here.

4. Discussion

As noted in the Introduction, these data can help test and refine theoretical descriptions of the reaction process via the participation of various nucleon resonances, particularly when coupled with other observables for one or more photoproduction reactions. In turn, those descriptions can motivate and clarify QCD-based descriptions of the nucleon. For the present discussion, we consider each reaction in turn, presenting comparisons with previous predictions for Σ . We also provide initial results of an investigation

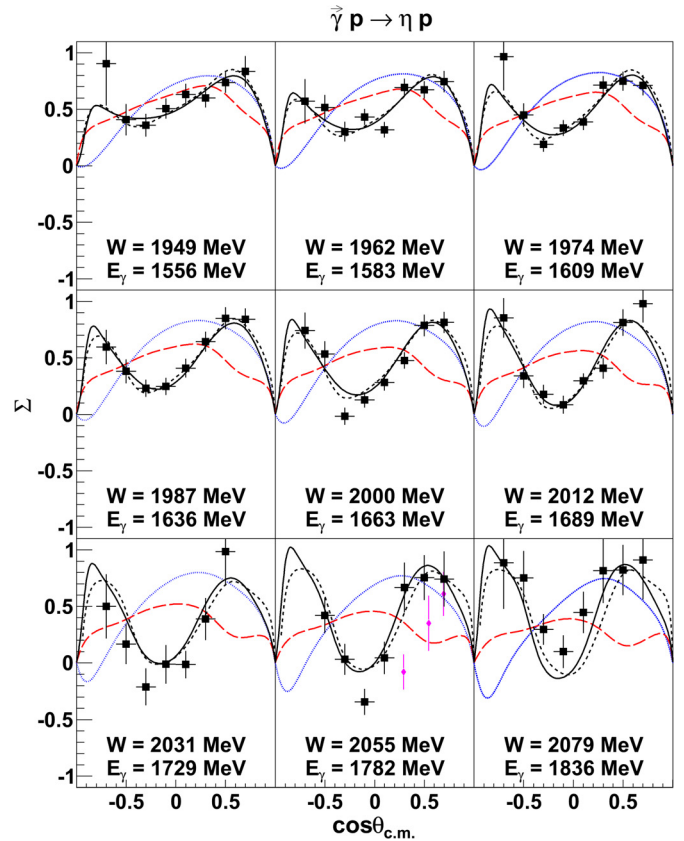


Fig. 4. (Color online.) The beam asymmetry Σ as a function of $\cos\theta_{c.m.}$ for the reaction $\gamma p \rightarrow \eta p$ at incident photon energies E_γ from 1.556 GeV ($W = 1.949$ GeV) to 1.836 GeV ($W = 2.079$ GeV). The data reported here are shown as black squares. Uncertainties shown are statistical only. Previously published results from Ref. [26] are shown as (pink) diamonds. The (blue) dotted lines indicate SAID predictions [41], while predictions from the ETA-MAID model [42] indicated by the (red) long-dashed lines. Results from new fits with the Jülich-Bonn model [43] as discussed in the text are shown with (black solid lines) and without (black short-dashed lines) the inclusion of a $N(1900)3/2^+$ resonance.

of each reaction using these new data through new fits with two existing models. For the η , initial results based on the Jülich-Bonn approach [43] are presented, while the η' results are discussed in the context of the Bonn-Gatchina model [46–48].

4.1. Photon beam asymmetry Σ for $\gamma p \rightarrow \eta p$

The results from this work for Σ in $\gamma p \rightarrow \eta p$ are compared to predictions from SAID [41] and ETA-MAID [42] in Figs. 2 to 4. Those predictions provide satisfactory descriptions of the observable below $E_\gamma = 1.5$ GeV ($W = 1.9$ GeV), as might be expected where prior data exist. For higher energies, however, the angular dependence of Σ is not reproduced satisfactorily, which is understandable as there are no previous data for this observable above $W = 1.92$ GeV except for the three forward-angle points near $W = 2.1$ GeV from Ref. [26]. The incorporation of the new data reported here should help extend and improve the SAID and ETA-MAID predictions for this observable.

As an initial application of this new dataset, new results for Σ for $\gamma p \rightarrow \eta p$ have been calculated using the Jülich-Bonn model [43]. These new calculations incorporate the new data shown in Figs. 2 to 4, and are shown in that figure. The new fits also simultaneously incorporated the world databases for the pion-induced production of ηN , $K \Lambda$, and $K \Sigma$ final states [49] and the partial-wave solution of the SAID group [41] for elastic πN scattering. Most published data on observables for pion and η pho-

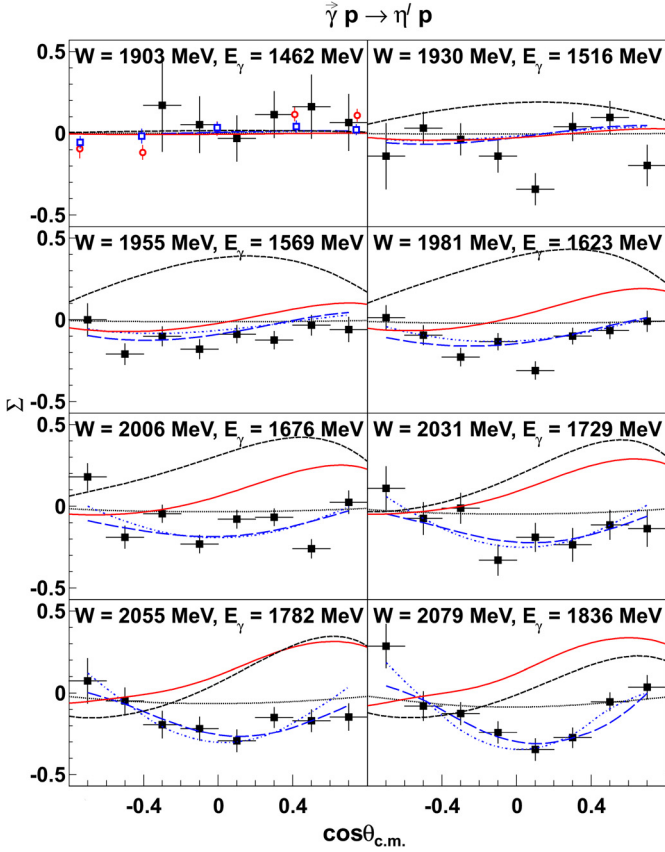


Fig. 5. (Color online.) Beam asymmetries as a function of $\cos\theta_{c.m.}$ for the reaction $\gamma p \rightarrow \eta' p$ at incident photon energies E_γ from 1.462 GeV ($W = 1.903$ GeV) (top left) to 1.836 GeV ($W = 2.079$ GeV) (bottom right). CLAS data are shown by black squares. Prior measurements from GRAAL [27] are shown as open symbols, with (red) circles for measurements at $E_\gamma = 1.461$ GeV and (blue) squares for measurements at $E_\gamma = 1.480$ GeV. Also shown are predictions from the SM05 solution of SAID [41] (indicated by dotted blue lines), from ETA-MAID [44] (solid red lines), and from Nakayama and Haberzettl (model 4 in [45], dashed black lines). Two new fits discussed in the text using the Bonn-Gatchina model that including the data reported here are also shown (long-dashed and dashed-dotted blue lines).

toproduction on the proton up to $W \approx 2.3$ GeV were incorporated into the database for fitting [43,50], including the recent MAMI results on T and F for η photoproduction [51], for a total database of nearly 30,000 points. The Jülich-Bonn model uses a dynamical coupled-channels approach, wherein the hadronic scattering amplitude is constructed with a potential generated from an effective SU(3) Lagrangian through time-ordered perturbation theory, with unitarity and analyticity automatically preserved. The new predictions used the same parameters incorporated for the fit discussed in Ref. [52], and included the results for the E observable of that work.

In the refits with the new Σ data, both the generalized variance and multi-collinearity of helicity couplings improved significantly, demonstrating that this new data help to refine the values for the electromagnetic properties of resonances on an absolute scale, and also to reduce the correlations between resonances. The various helicity couplings remained relatively stable for most resonances after inclusion of the new Σ data in the fit, but helicity couplings for the $N(1720)3/2^+$ and the $N(1900)3/2^+$ changed noticeably; for example, the amplitude $|A^{1/2}|$ for the $N(1720)3/2^+$ resonance fell by nearly half. Previously, the $N(1900)3/2^+$ was found to be important in analyses by the Bonn-Gatchina group of $K\Lambda$ and $K\Sigma$ photoproduction [53].

To illustrate the effect of the sizeable changes in the parameters for the $N(1900)3/2^+$ state, two different Jülich-Bonn model calculations are shown in Figs. 2 to 4, where the sole difference between the two sets of calculations is the presence of a $N(1900)3/2^+$ contribution. As seen in the figure, both calculations perform comparably well for Σ ($\chi^2/\text{point} \approx 1.4$) throughout the W range measured here. Thus, this comparison suggests the parameters of the $N(1900)3/2^+$ are not particularly well constrained in the η photoproduction reaction process by the Σ observable, but further investigation is warranted to better understand the interdependencies of the resonance parameters within this model so as to further constrain the resonance description of the reaction. Such a study is underway and will be published subsequently [54].

4.2. Photon beam asymmetry Σ for $\gamma p \rightarrow \eta' p$

The data obtained here for Σ for $\gamma p \rightarrow \eta' p$ are compared to several sets of predictions in Fig. 5, as well as the recent data from GRAAL [27]. The predictions include SAID [41], Nakayama and Haberzettl [45], and ETA-PRIME-MAID [44]. In contrast to the situation for $\gamma p \rightarrow \eta p$, none of these predictions provides a satisfactory description of the $\gamma p \rightarrow \eta' p$ data; indeed, the predictions generally have the wrong sign for Σ .

As an initial investigation of the data for this observable, these data have been incorporated in a new fit using the Bonn-Gatchina modified K -matrix approach [46–48], combining contributions from nucleon resonances and from non-resonant background processes. Additionally, a phenomenologically “Regge-ized” amplitude is used to describe vector meson exchange in the t channel by taking advantage, in part, of Reggeon-resonance duality [46,47,55].

Two solutions, equally good at describing the data (in terms of $\chi^2/\text{point} \approx 1.5$), were obtained, and both are shown in Fig. 5. (We note that these solutions were also simultaneously used to fit pion and η photoproduction data, as discussed in the prior publications for the Bonn-Gatchina model.) The resonances found to be important in these solutions were the same as in the prior work [46–48], but the strengths of the contributions were considerably different. The resonances found to participate also differed from those found in Ref. [28]. Notably, both new solutions indicate the dominance of the $N(1895)1/2^-$ resonance near threshold, even though this resonance is given only “two-star” status in the most recent Baryon Summary Table (BST) of the Particle Data Group [2]. Both solutions indicate the presence of the $N(2100)1/2^+$ and $N(2120)3/2^-$, rated with “one-star” and “two-star” overall status, respectively, in the most recent BST. However, in contrast to the preceding discussion of the η asymmetry, both solutions require a strong contribution from the $N(1900)3/2^+$ resonance to explain Σ for η' photoproduction.

We noted above that the GRAAL measurements [27], particularly those at $E_\gamma = 1.461$ GeV, observed that the beam asymmetry $\Sigma \sim \sin^2\theta_{c.m.} \cos\theta_{c.m.}$ near threshold, which could indicate the presence of a D - or F -wave resonance (or both). The relatively large statistical uncertainties of the data obtained here near threshold are such that a definite confirmation of the existence of that behavior cannot be made. The Bonn-Gatchina fits made for this work included the $N(1875)3/2^-$ and $N(1860)5/2^+$ states, thus incorporating D - and F -wave components near threshold. The GRAAL Σ measurements were included in the fits made here, but neither of the two new fits made reproduced the larger oscillatory behavior seen at $E_\gamma = 1.461$ GeV, though both fits were consistent with the GRAAL measurements at $E_\gamma = 1.480$ GeV, where those previous measurements were essentially consistent with $\Sigma \approx 0$.

Thus, analysis of the data reported here with the Bonn-Gatchina model strengthens the evidence for four nucleon res-

onances – the $N(1895)1/2^-$, $N(1900)3/2^+$, $N(2100)1/2^+$ and $N(2120)3/2^-$ resonances – which presently lack the “four-star” status in the BST. Further investigations, as well as the need for additional resonances beyond those discussed in the Introduction, are underway and will be published subsequently [56].

5. Conclusion

In conclusion, extensive measurements of the photon beam asymmetry Σ for $\gamma p \rightarrow \eta p$ and $\gamma p \rightarrow \eta' p$ are reported here. The new data significantly expand the range of photon energies for which this observable has been measured for η photoproduction on the proton, and represent the first measurements of Σ for η' photoproduction on the proton for photon energies considerably above threshold. In the case of η photoproduction, the new data compare favorably with two previously published studies at lower energies, but disagree sharply with the few results obtained near $W = 2.06$ GeV; further data on Σ at that energy would be helpful to clarify the situation there.

Investigations of Σ for η photoproduction on the proton using the Jülich–Bonn approach found that, when the new data reported here are considered, the helicity couplings for the $N(1720)3/2^+$ and $N(1900)3/2^+$ states were changed significantly, but that the evidence for the latter resonance in the Σ data was inconclusive for η photoproduction. By contrast, studies for η' photoproduction with the Bonn–Gatchina model found the $N(1900)3/2^+$ to be very important. Taken together, the analyses provide evidence to strengthen the case for the $N(1895)1/2^-$, $N(1900)3/2^+$, $N(2100)1/2^+$ and $N(2120)3/2^-$ resonances. Further studies with these two approaches are underway, but these initial investigations underscore the importance of using spin observables in multiple reaction channels to elucidate the nucleon resonance spectrum, as fits using cross section data alone or a single channel can be ambiguous. Future measurements of other polarization observables (e.g., T , E , F , G , and H [19,21–23]) for the reactions studied here, including measurements with so-called “frozen spin” targets, can be coupled with similar measurements for other meson production reactions to more stringently test and constrain models of the photoproduction process, as the discussion above indicates. Such combined analyses will result in further significant improvements in our understanding of the quark structure of the nucleon.

Acknowledgements

The authors gratefully acknowledge the assistance of the Jefferson Lab staff, and express appreciation for resources provided by the Jülich Supercomputing Centre at the Forschungszentrum Jülich.

This work was supported by the U.S. National Science Foundation, the U.S. Department of Energy, the Chilean Comisión Nacional de Investigación Científica y Tecnológica (CONICYT), the Deutsche Forschungsgemeinschaft, the French Centre National de la Recherche Scientifique, the French Commissariat à l’Energie Atomique, the Italian Istituto Nazionale di Fisica Nucleare, the National Natural Science Foundation of China, the National Research Foundation of Korea, the Scottish Universities Physics Alliance (SUPA), and the U.K. Science and Technology Facilities Council. This material is based upon work supported by the U.S. Department of Energy, Office of Science, Office of Nuclear Physics under contract DE-AC05-06OR23177. The Southeastern Universities Research Association (SURA) operates the Thomas Jefferson National Accelerator Facility for the United States Department of Energy under contract DE-AC05-84ER40150.

References

- [1] V. Credé, W. Roberts, Progress towards understanding baryon resonances, Rep. Prog. Phys. 76 (2013) 076301, <http://dx.doi.org/10.1088/0034-4885/76/7/076301>.
- [2] Particle Data Group, C. Patrignani, et al., Review of particle physics, Chin. Phys. C 40 (10) (2016) 100001, <http://dx.doi.org/10.1088/1674-1137/40/10/100001>, http://cpc-hepnp.ihep.ac.cn:8080/jwk_cpc/EN/abstract/article_8220.shtml.
- [3] V.D. Burkert, Spectrum and structure of excited baryons with CLAS, in: CRC-16 Symposium, Bonn, Germany, June 6–9, 2016, 2016, arXiv:1610.00400.
- [4] L. Tiator, D. Drechsel, S.S. Kamalov, M. Vanderhaeghen, Electromagnetic excitation of nucleon resonances, Eur. Phys. J. Spec. Top. 198 (2011) 141–170, <http://dx.doi.org/10.1140/epjst/e2011-01488-9>.
- [5] I.G. Aznauryan, et al., Studies of nucleon resonance structure in exclusive meson electroproduction, Int. J. Mod. Phys. E 22 (2013) 1330015, <http://dx.doi.org/10.1142/S0218301313300154>.
- [6] Ian C. Cloët, Craig D. Roberts, Explanation and prediction of observables using continuum strong QCD, Prog. Part. Nucl. Phys. 77 (2014) 1–69, <http://dx.doi.org/10.1016/j.pnpnp.2014.02.001>.
- [7] A. Bazavov, et al., Additional strange hadrons from QCD thermodynamics and strangeness freezeout in heavy ion collisions, Phys. Rev. Lett. 113 (7) (2014) 072001, <http://dx.doi.org/10.1103/PhysRevLett.113.072001>.
- [8] B. Krusche, et al., New threshold photoproduction of eta mesons off the proton, Phys. Rev. Lett. 74 (1995) 3736–3739, <http://dx.doi.org/10.1103/PhysRevLett.74.3736>.
- [9] CLAS Collaboration, M. Dugger, et al., Eta photoproduction on the proton for photon energies from 0.75 GeV to 1.95 GeV, Phys. Rev. Lett. 89 (2002) 222002, <http://dx.doi.org/10.1103/PhysRevLett.89.222002>, Erratum: Phys. Rev. Lett. 89 (2002) 249904.
- [10] CB-ELSA Collaboration, V. Credé, et al., Photoproduction of eta mesons off protons for $0.75 \text{ GeV} < E_\gamma < 3 \text{ GeV}$, Phys. Rev. Lett. 94 (2005) 012004, <http://dx.doi.org/10.1103/PhysRevLett.94.012004>.
- [11] T. Nakabayashi, et al., Photoproduction of eta mesons off protons for $E_\gamma \leq 1.15 \text{ GeV}$, Phys. Rev. C 74 (2006) 035202, <http://dx.doi.org/10.1103/PhysRevC.74.035202>.
- [12] GRAAL Collaboration, O. Bartalini, et al., Measurement of eta photoproduction on the proton from threshold to 1500 MeV, Eur. Phys. J. A 33 (2007) 169–184, <http://dx.doi.org/10.1140/epja/i2007-10439-9>.
- [13] CB-ELSA and TAPS Collaborations, V. Credé, et al., Photoproduction of η and η' mesons off protons, Phys. Rev. C 80 (2009) 055202, <http://dx.doi.org/10.1103/PhysRevC.80.055202>.
- [14] CLAS Collaboration, M. Williams, et al., Differential cross sections for the reactions $\gamma p \rightarrow p\eta$ and $\gamma p \rightarrow p\eta'$, Phys. Rev. C 80 (2009) 045213, <http://dx.doi.org/10.1103/PhysRevC.80.045213>.
- [15] LEPs Collaboration, M. Sumihama, et al., Backward-angle eta photoproduction from protons at $E_\gamma = 1.6\text{--}2.4 \text{ GeV}$, Phys. Rev. C 80 (2009) 052201, <http://dx.doi.org/10.1103/PhysRevC.80.052201>.
- [16] Crystal Ball at MAMI Collaboration, E.F. McNicoll, et al., Study of the $\gamma p \rightarrow \eta p$ reaction with the Crystal Ball detector at the Mainz Microtron (MAMI-C), Phys. Rev. C 82 (2010) 035208, <http://dx.doi.org/10.1103/PhysRevC.82.035208>.
- [17] SAPHIR Collaboration, R. Plötzke, et al., Photoproduction of η' mesons with the 4π -detector SAPHIR, Phys. Lett. B 444 (1998) 555–562, [http://dx.doi.org/10.1016/S0370-2693\(98\)01444-0](http://dx.doi.org/10.1016/S0370-2693(98)01444-0).
- [18] CLAS Collaboration, M. Dugger, et al., η' photoproduction on the proton for photon energies from 1.527 GeV to 2.227 GeV, Phys. Rev. Lett. 96 (2006) 062001, <http://dx.doi.org/10.1103/PhysRevLett.96.062001>, Erratum: Phys. Rev. Lett. 96 (2006) 169905, <http://dx.doi.org/10.1103/PhysRevLett.96.169905>.
- [19] I.S. Barker, A. Donnachie, J.K. Storrow, Analysis of π^0 photoproduction at intermediate and high-energy, Nucl. Phys. B 79 (1974) 431–460, [http://dx.doi.org/10.1016/0550-3213\(74\)90561-6](http://dx.doi.org/10.1016/0550-3213(74)90561-6).
- [20] I.S. Barker, A. Donnachie, J.K. Storrow, Complete experiments in pseudoscalar photoproduction, Nucl. Phys. B 95 (1975) 347–356, [http://dx.doi.org/10.1016/0550-3213\(75\)90049-8](http://dx.doi.org/10.1016/0550-3213(75)90049-8).
- [21] A.M. Sandorfi, Unravelling the excitation spectrum of the nucleon, J. Phys. Conf. Ser. 424 (2013) 012001, <http://dx.doi.org/10.1088/1742-6596/424/1/012001>.
- [22] D.G. Ireland, Information content of polarization measurements, Phys. Rev. C 82 (2010) 025204, <http://dx.doi.org/10.1103/PhysRevC.82.025204>.
- [23] J. Nys, J. Ryckebusch, D.G. Ireland, D.I. Glazier, Model discrimination in pseudoscalar-meson photoproduction, Phys. Lett. B 759 (2016) 260–265, <http://dx.doi.org/10.1016/j.physletb.2016.05.069>.
- [24] GRAAL Collaboration, J. Ajaka, et al., New measurement of Σ beam asymmetry for η meson photoproduction on the proton, Phys. Rev. Lett. 81 (1998) 1797–1800, <http://dx.doi.org/10.1103/PhysRevLett.81.1797>.
- [25] CB-ELSA and TAPS Collaborations, D. Elsner, et al., Measurement of the beam asymmetry in η photoproduction off the proton, Eur. Phys. J. A 33 (2007) 147–155, <http://dx.doi.org/10.1140/epja/i2007-10447-9>.
- [26] G.A. Vartapetian, S.E. Piliposian, Measurements of cross-section asymmetry by polarized photons and models of η^0 meson photoproduction in the energy range $E_\gamma = 1 \text{ GeV}$ to 2 GeV , Sov. J. Nucl. Phys. 32 (1980) 804, Yad. Fiz. 32 (1980) 1553.

- [27] GRAAL Collaboration, P. Levi Sandri, et al., First measurement of the Σ beam asymmetry in η' photoproduction off the proton near threshold, *Eur. Phys. J. A* 51 (7) (2015) 77, <http://dx.doi.org/10.1140/epja/i2015-15077-0>.
- [28] F. Huang, H. Haberzettl, K. Nakayama, Combined analysis of η' production reactions: $\gamma N \rightarrow \eta' N$, $NN \rightarrow NN\eta'$, and $\pi N \rightarrow \eta' N$, *Phys. Rev. C* 87 (2013) 054004, <http://dx.doi.org/10.1103/PhysRevC.87.054004>.
- [29] CLAS Collaboration, M. Dugger, et al., Beam asymmetry Σ for π^+ and π^0 photoproduction on the proton for photon energies from 1.102 to 1.862 GeV, *Phys. Rev. C* 88 (6) (2013) 065203, <http://dx.doi.org/10.1103/PhysRevC.88.065203>, Addendum: *Phys. Rev. C* 89 (2) (2014) 029901, <http://dx.doi.org/10.1103/PhysRevC.89.029901>.
- [30] CLAS Collaboration, C.A. Paterson, et al., Photoproduction of Λ and Σ^0 hyperons using linearly polarized photons, *Phys. Rev. C* 93 (6) (2016) 065201, <http://dx.doi.org/10.1103/PhysRevC.93.065201>.
- [31] H. Bilokon, G. Bologna, F. Celani, B. D'Ettoire-Piazzoli, R. Falcioni, G. Mannocchi, P. Picchi, Coherent bremsstrahlung in crystals as a tool for producing high-energy photon beams to be used in photoproduction experiments at CERN SPS, *Nucl. Instrum. Methods* 204 (1983) 299, [http://dx.doi.org/10.1016/0167-5087\(83\)90061-3](http://dx.doi.org/10.1016/0167-5087(83)90061-3).
- [32] D.I. Sober, et al., The bremsstrahlung tagged photon beam in Hall B at JLab, *Nucl. Instrum. Methods A* 440 (2000) 263–284, [http://dx.doi.org/10.1016/S0168-9002\(99\)00784-6](http://dx.doi.org/10.1016/S0168-9002(99)00784-6).
- [33] K. Livingston, Polarization of coherent bremsstrahlung enhancement, CLAS-Note 2011-020, CLAS Collaboration, Jefferson Lab, <https://misportal.jlab.org/ul/Physics/Hall-B/klas/viewFile.cfm/2011-020.pdf?documentId=656>, 2011.
- [34] CLAS Collaboration, B.A. Mecking, et al., The CEBAF large acceptance spectrometer (CLAS), *Nucl. Instrum. Methods A* 503 (2003) 513–553, [http://dx.doi.org/10.1016/S0168-9002\(03\)01001-5](http://dx.doi.org/10.1016/S0168-9002(03)01001-5).
- [35] M.D. Mestayer, et al., The CLAS drift chamber system, *Nucl. Instrum. Methods A* 449 (2000) 81–111, [http://dx.doi.org/10.1016/S0168-9002\(00\)00151-0](http://dx.doi.org/10.1016/S0168-9002(00)00151-0).
- [36] E.S. Smith, et al., The time-of-flight system for CLAS, *Nucl. Instrum. Methods A* 432 (1999) 265–298, [http://dx.doi.org/10.1016/S0168-9002\(99\)00484-2](http://dx.doi.org/10.1016/S0168-9002(99)00484-2).
- [37] Y.G. Sharabian, et al., A new highly segmented start counter for the CLAS detector, *Nucl. Instrum. Methods A* 556 (2006) 246–258, <http://dx.doi.org/10.1016/j.nima.2005.10.031>.
- [38] E. Pasyuk, Brief user guide to GPID, CLAS-Note 2007-008, CLAS Collaboration, Jefferson Lab, <https://misportal.jlab.org/ul/Physics/Hall-B/klas/viewFile.cfm/2007-008.pdf?documentId=395>, 2007.
- [39] E. Pasyuk, Energy loss corrections for charged particles in CLAS, CLAS-Note 2007-016, CLAS Collaboration, Jefferson Lab, <https://misportal.jlab.org/ul/Physics/Hall-B/klas/viewFile.cfm/2007-016.pdf?documentId=423>, 2007.
- [40] M. Dugger, C. Hanretty, Correction to the incident photon energy for g8b data, CLAS-Note 2009-030, CLAS Collaboration, Jefferson Lab, <https://misportal.jlab.org/ul/physics/hall-b/klas/viewFile.cfm/2009-030.pdf?documentId=605>, 2010.
- [41] R.L. Workman, R.A. Arndt, W.J. Briscoe, M.W. Paris, I.I. Strakovsky, Parameterization dependence of T matrix poles and eigenphases from a fit to πN elastic scattering data, *Phys. Rev. C* 86 (2012) 035202, <http://dx.doi.org/10.1103/PhysRevC.86.035202>.
- [42] V.L. Kashevarov, L. Tiator, M. Ostrick, η MAID-2015: update with new data and new resonances, *Bled Workshops Phys.* 16 (2015) 9, arXiv:1602.05820.
- [43] D. Rönchen, M. Döring, H. Haberzettl, J. Haidenbauer, U.G. Meißner, K. Nakayama, Eta photoproduction in a combined analysis of pion- and photon-induced reactions, *Eur. Phys. J. A* 51 (6) (2015) 70, <http://dx.doi.org/10.1140/epja/i2015-15070-7>.
- [44] W.-T. Chiang, S.N. Yang, L. Tiator, M. Vanderhaeghen, D. Drechsel, A Reggeized model for η and η' photoproduction, *Phys. Rev. C* 68 (2003) 045202, <http://dx.doi.org/10.1103/PhysRevC.68.045202>.
- [45] K. Nakayama, H. Haberzettl, Analyzing η' photoproduction data on the proton at energies of 1.5 GeV to 2.3 GeV, *Phys. Rev. C* 73 (2006) 045211, <http://dx.doi.org/10.1103/PhysRevC.73.045211>.
- [46] A. Anisovich, E. Klempt, A. Sarantsev, U. Thoma, Partial wave decomposition of pion and photoproduction amplitudes, *Eur. Phys. J. A* 24 (2005) 111–128, <http://dx.doi.org/10.1140/epja/i2004-10125-6>.
- [47] A.V. Anisovich, A.V. Sarantsev, Partial decay widths of baryons in the spin-momentum operator expansion method, *Eur. Phys. J. A* 30 (2006) 427–441, <http://dx.doi.org/10.1140/epja/i2006-10102-1>.
- [48] I. Denisenko, A.V. Anisovich, V. Credé, H. Eberhardt, E. Klempt, V.A. Nikonov, A.V. Sarantsev, H. Schmieden, U. Thoma, A. Wilson, N^* decays to $N\omega$ from new data on $\gamma p \rightarrow \omega p$, *Phys. Lett. B* 755 (2016) 97–101, <http://dx.doi.org/10.1016/j.physletb.2016.01.061>.
- [49] D. Rönchen, M. Döring, F. Huang, H. Haberzettl, J. Haidenbauer, C. Hanhart, S. Krewald, U.G. Meißner, K. Nakayama, Coupled-channel dynamics in the reactions $\pi N \rightarrow \pi N$, ηN , $K\Lambda$, $K\Sigma$, *Eur. Phys. J. A* 49 (2013) 44, <http://dx.doi.org/10.1140/epja/i2013-13044-5>.
- [50] D. Rönchen, M. Döring, F. Huang, H. Haberzettl, J. Haidenbauer, C. Hanhart, S. Krewald, U.G. Meißner, K. Nakayama, Photocouplings at the pole from pion photoproduction, *Eur. Phys. J. A* 50 (6) (2014) 101, <http://dx.doi.org/10.1140/epja/i2014-14101-3>, Erratum: *Eur. Phys. J. A* 51 (5) (2015) 63, <http://dx.doi.org/10.1140/epja/i2015-15063-6>.
- [51] A2 at MAMI Collaboration, C.S. Akondi, et al., Measurement of the transverse target and beam-target asymmetries in η meson photoproduction at MAMI, *Phys. Rev. Lett.* 113 (10) (2014) 102001, <http://dx.doi.org/10.1103/PhysRevLett.113.102001>.
- [52] CLAS Collaboration, I. Senderovich, et al., First measurement of the helicity asymmetry E in η photoproduction on the proton, *Phys. Lett. B* 755 (2016) 64–69, <http://dx.doi.org/10.1016/j.physletb.2016.01.044>.
- [53] A.V. Anisovich, R. Beck, E. Klempt, V.A. Nikonov, A.V. Sarantsev, U. Thoma, Pion- and photo-induced transition amplitudes to ΛK , ΣK , and $N\eta$, *Eur. Phys. J. A* 48 (2012) 88, <http://dx.doi.org/10.1140/epja/i2012-12088-3>.
- [54] M. Döring, D. Rönchen, D. Sadasivan, P. Collins, B.G. Ritchie, M. Dugger, in preparation.
- [55] G. Veneziano, An introduction to dual models of strong interactions and their physical motivations, *Phys. Rep.* 9 (1974) 199–242, [http://dx.doi.org/10.1016/0370-1573\(74\)90027-1](http://dx.doi.org/10.1016/0370-1573(74)90027-1).
- [56] A.V. Anisovich, V. Burkert, P. Collins, M. Dugger, E. Klempt, V. Nikonov, B.G. Ritchie, A. Sarantsev, U. Thoma, in preparation.