



2015

Measurement of the Target-Normal Single-Spin Asymmetry in Quasielastic Scattering from the Reaction He-3(up arrow) (e,e')

Y. -W. Zhang

L. El Fassi

R. Gilman

T. Averett

College of William and Mary

C. Ayerbe-Gayoso

College of William and Mary

See next page for additional authors

Follow this and additional works at: <https://scholarworks.wm.edu/aspubs>

Recommended Citation

Zhang, Y. W., Long, E., Mihovilovič, M., Jin, G., Allada, K., Anderson, B., ... & Bradshaw, P. (2015). Measurement of the Target-Normal Single-Spin Asymmetry in Quasielastic Scattering from the Reaction He 3 ↑ (e, e'). *Physical review letters*, 115(17), 172502.

This Article is brought to you for free and open access by the Arts and Sciences at W&M ScholarWorks. It has been accepted for inclusion in Arts & Sciences Articles by an authorized administrator of W&M ScholarWorks. For more information, please contact scholarworks@wm.edu.

Authors

Y. -W. Zhang, L. El Fassi, R. Gilman, T. Averett, C. Ayerbe-Gayoso, P. Bradshaw, J. Katich, M. Meziane, and B. Zhao

Measurement of the Target-Normal Single-Spin Asymmetry in Quasielastic Scattering from the Reaction ${}^3\text{He}^\uparrow(e, e')$

Y.-W. Zhang,^{1,2} E. Long,³ M. Mihovilovič,⁴ G. Jin,⁵ K. Allada,⁶ B. Anderson,³ J. R. M. Annand,⁷ T. Averett,^{8,†} C. Ayerbe-Gayoso,⁸ W. Boeglin,⁹ P. Bradshaw,⁸ A. Camsonne,⁶ M. Canan,¹⁰ G. D. Cates,⁵ C. Chen,¹¹ J. P. Chen,⁶ E. Chudakov,⁶ R. De Leo,¹² X. Deng,⁵ A. Deur,⁶ C. Dutta,¹³ L. El Fassi,¹ D. Flay,¹⁴ S. Frullani,¹⁵ F. Garibaldi,¹⁵ H. Gao,¹⁶ S. Gilad,¹⁷ R. Gilman,¹ O. Glamazdin,¹⁸ S. Golge,¹⁰ J. Gomez,⁶ O. Hansen,⁶ D. W. Higinbotham,⁶ T. Holmstrom,¹⁹ J. Huang,^{17,20} H. Ibrahim,²¹ C. W. de Jager,⁶ E. Jensen,²² X. Jiang,²⁰ J. St. John,¹⁹ M. Jones,⁶ H. Kang,²³ J. Katich,⁸ H. P. Khanal,⁹ P. King,²⁴ W. Korsch,¹³ J. LeRose,⁶ R. Lindgren,⁵ H.-J. Lu,²⁵ W. Luo,²⁶ P. Markowitz,⁹ M. Meziane,⁸ R. Michaels,⁶ B. Moffit,⁶ P. Monaghan,¹¹ N. Muangma,¹⁷ S. Nanda,⁶ B. E. Norum,⁵ K. Pan,¹⁷ D. Parno,²⁷ E. Piasetzky,²⁸ M. Posik,¹⁴ V. Punjabi,²⁹ A. J. R. Puckett,²⁰ X. Qian,¹⁶ Y. Qiang,⁶ X. Qiu,²⁶ S. Riordan,⁵ G. Ron,³⁰ A. Saha,^{6,*} B. Sawatzky,⁶ R. Schiavilla,^{6,10} B. Schoenrock,³¹ M. Shabestari,⁵ A. Shahinyan,³² S. Širca,^{33,4} R. Subedi,³⁴ V. Sulkosky,¹⁷ W. A. Tobias,⁵ W. Tireman,³¹ G. M. Urciuoli,¹⁵ D. Wang,⁵ K. Wang,⁵ Y. Wang,³⁵ J. Watson,⁶ B. Wojtsekhowski,⁶ Z. Ye,¹¹ X. Zhan,¹⁷ Y. Zhang,²⁶ X. Zheng,⁵ B. Zhao,⁸ and L. Zhu¹¹

(Jefferson Lab Hall A Collaboration)

¹Rutgers University, New Brunswick, New Jersey 08901, USA

²University of Pennsylvania, Philadelphia, Pennsylvania 19104, USA

³Kent State University, Kent, Ohio 44242, USA

⁴Jožef Stefan Institute, SI-1000 Ljubljana, Slovenia

⁵University of Virginia, Charlottesville, Virginia 22908, USA

⁶Thomas Jefferson National Accelerator Facility, Newport News, Virginia 23606, USA

⁷Glasgow University, Glasgow G12 8QQ Scotland, United Kingdom

⁸The College of William and Mary, Williamsburg, Virginia 23187, USA

⁹Florida International University, Miami, Florida 33181, USA

¹⁰Old Dominion University, Norfolk, Virginia 23529, USA

¹¹Hampton University, Hampton, Virginia 23669, USA

¹²Università degli studi di Bari Aldo Moro, I-70121 Bari, Italy

¹³University of Kentucky, Lexington, Kentucky 40506, USA

¹⁴Temple University, Philadelphia, Pennsylvania 19122, USA

¹⁵Istituto Nazionale Di Fisica Nucleare, INFN/Sanita, 00161 Roma, Italy

¹⁶Duke University, Durham, North Carolina 27708, USA

¹⁷Massachusetts Institute of Technology, Cambridge, Massachusetts 02139, USA

¹⁸Kharkov Institute of Physics and Technology, Kharkov 61108, Ukraine

¹⁹Longwood University, Farmville, Virginia 23909, USA

²⁰Los Alamos National Laboratory, Los Alamos, New Mexico 87545, USA

²¹Cairo University, Cairo, Giza 12613, Egypt

²²Christopher Newport University, Newport News, Virginia 23606, USA

²³Seoul National University, Seoul 151-742, Korea

²⁴Ohio University, Athens, Ohio 45701, USA

²⁵Huangshan University, Tunxi, Huangshan City, Anhui Province 245041, People's Republic of China

²⁶Lanzhou University, Lanzhou, Gansu 730000, People's Republic of China

²⁷Carnegie Mellon University, Pittsburgh, Pennsylvania 15213, USA

²⁸Tel Aviv University, Tel Aviv 69978, Israel

²⁹Norfolk State University, Norfolk, Virginia 23504, USA

³⁰Hebrew University of Jerusalem, Jerusalem 91904, Israel

³¹Northern Michigan University, Marquette, Michigan 49855, USA

³²Yerevan Physics Institute, Yerevan 375036, Armenia

³³University of Ljubljana, SI-1000 Ljubljana, Slovenia

³⁴George Washington University, Washington, D.C. 20052, USA

³⁵University of Illinois at Urbana-Champaign, Urbana, Illinois 61801, USA

(Received 5 February 2015; published 22 October 2015)

We report the first measurement of the target single-spin asymmetry, A_y , in quasielastic scattering from the inclusive reaction ${}^3\text{He}^\uparrow(e, e')$ on a ${}^3\text{He}$ gas target polarized normal to the lepton scattering plane.

Assuming time-reversal invariance, this asymmetry is strictly zero for one-photon exchange. A nonzero A_y can arise from the interference between the one- and two-photon exchange processes which is sensitive to the details of the substructure of the nucleon. An experiment recently completed at Jefferson Lab yielded asymmetries with high statistical precision at $Q^2 = 0.13, 0.46, \text{ and } 0.97 \text{ GeV}^2$. These measurements demonstrate, for the first time, that the ^3He asymmetry is clearly nonzero and negative at the 4σ – 9σ level. Using measured proton-to- ^3He cross-section ratios and the effective polarization approximation, neutron asymmetries of $-(1\text{--}3)\%$ were obtained. The neutron asymmetry at high Q^2 is related to moments of the generalized parton distributions (GPDs). Our measured neutron asymmetry at $Q^2 = 0.97 \text{ GeV}^2$ agrees well with a prediction based on two-photon exchange using a GPD model and thus provides a new, independent constraint on these distributions.

DOI: 10.1103/PhysRevLett.115.172502

PACS numbers: 24.70.+s, 14.20.Dh

Elastic and inelastic form factors, extracted from electron-nucleon scattering data, provide invaluable information on nucleon structure. In most cases the scattering cross sections are dominated by one-photon exchange. Contributions from two-photon exchange are suppressed relative to the one-photon exchange contribution but are important in certain processes.

One observable that is exactly zero for one-photon exchange is the target-normal single-spin asymmetry (SSA), A_y , which is the focus of this experiment. When two-photon exchange is included, A_y can be nonzero. As shown in Fig. 1, the two photons form a loop that contains the nucleon intermediate state which has an elastic contribution that is calculable [1], and an inelastic contribution that must be modeled. This makes the two-photon exchange process sensitive to the details of nucleon structure and provides a powerful new tool for testing model predictions.

Recently, A_y for the neutron (^3He) was measured to be nonzero and negative at the 2.89σ level for deep-inelastic scattering [2]. A measurement of A_y in deep-inelastic scattering from polarized protons was consistent with zero at the $\sim 10^{-3}$ level for $Q^2 \geq 1 \text{ GeV}^2$ [3]. Two-photon exchange contributions are also important when extracting the proton elastic form factor $G_E^p(Q^2)$ from measured data

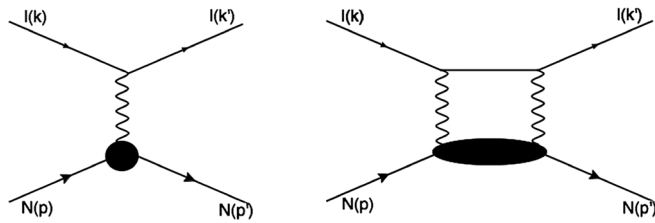


FIG. 1. In inclusive electron scattering a nonzero target-normal SSA can arise due to interference between one- (left panel) and two-photon (right panel) exchange. Here, N is the nucleon with incident and outgoing 4-momenta p and p' , respectively, and l is the lepton with incident and outgoing 4-momenta k and k' , respectively. The intermediate nucleon state, represented by the black oval, includes both elastic and inelastic contributions and is thus sensitive to the structure of the nucleon.

at large Q^2 . Values extracted from Rosenbluth separation of cross section data differ markedly from those extracted from polarization-transfer measurements [1,4–8]. A generalized parton distribution (GPD)-based model prediction for the two-photon exchange contributions reduced the discrepancy by $\sim 50\%$ for $Q^2 \geq 2 \text{ GeV}^2$ [1]. This model was also used to predict A_y , thus providing an independent test in the absence of a large contribution from one-photon exchange. This Letter presents the first measurement of A_y in quasielastic e - n scattering, covering the range $Q^2 = 0.1\text{--}1.0 \text{ GeV}^2$. The precision data obtained at $Q^2 = 1 \text{ GeV}^2$ will test the validity of the GPD model and provide a constraint on the model input. The data at $Q^2 = 0.13$ and 0.46 GeV^2 can be used to test other calculations better suited for $Q^2 < 1 \text{ GeV}^2$.

Consider the elastic scattering of an unpolarized electron from a target nucleon with spin \vec{S} , oriented perpendicular (transversely polarized) to the incident electron 3-momentum \vec{k} , and normalized such that $|\vec{S}| = 1$. Our choice of coordinates is shown in Fig. 2 where ϕ_S is the angle between the lepton plane and \vec{S} [2]. Requiring conservation of both the electromagnetic current and the parity, the differential cross section, $d\sigma$, for the inclusive (e, e') reaction is written as [9–11]

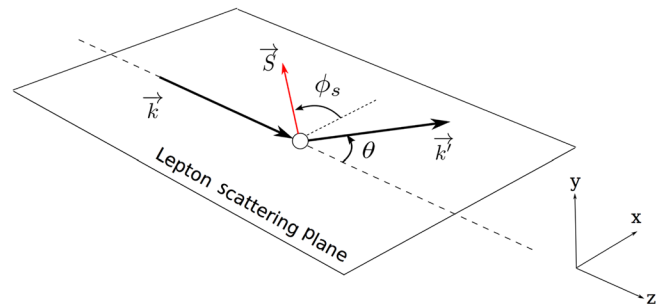


FIG. 2 (color online). Coordinate system used to define $A_{UT}(\phi_S)$. Note that \vec{S} is perpendicular to \hat{z} .

$$\begin{aligned}
d\sigma(\phi_S) &= d\sigma_{UU} + \frac{\vec{S} \cdot (\vec{k} \times \vec{k}')}{|\vec{k} \times \vec{k}'|} d\sigma_{UT} \\
&= d\sigma_{UU} + d\sigma_{UT} \sin \phi_S,
\end{aligned} \quad (1)$$

where \vec{k}' is the 3-momentum of the scattered electron, and $d\sigma_{UU}$ and $d\sigma_{UT}$ are the cross sections for an unpolarized electron scattered from an unpolarized and a transversely polarized target, respectively. The target SSA is defined as

$$A_{UT}(\phi_S) = \frac{d\sigma(\phi_S) - d\sigma(\phi_S + \pi)}{d\sigma(\phi_S) + d\sigma(\phi_S + \pi)} = A_y \sin \phi_S. \quad (2)$$

By measuring A_{UT} at $\phi_S = \pi/2$, one can extract the quantity $A_y \equiv (d\sigma_{UT})/(d\sigma_{UU})$, which is the SSA for a target polarized normal to the lepton scattering plane.

For one-photon exchange, we can write $d\sigma_{UU} \propto \text{Re}(\mathcal{M}_{1\gamma}\mathcal{M}_{1\gamma}^*)$ and $d\sigma_{UT} \propto \text{Im}(\mathcal{M}_{1\gamma}\mathcal{M}_{1\gamma}^*)$, where $\mathcal{M}_{1\gamma}$ is the one-photon exchange amplitude and Re (Im) stands for the real (imaginary) part. However, time-reversal invariance requires that $\mathcal{M}_{1\gamma}$ be real and so at order α^2 , $d\sigma_{UU}$ can be nonzero, but $d\sigma_{UT}$ must be zero [9]. When one includes the (complex) two-photon exchange amplitude, $\mathcal{M}_{2\gamma}$, the contribution to the asymmetry from the interference between one- and two-photon exchange amplitudes is $d\sigma_{UT} \propto \text{Im}(\mathcal{M}_{1\gamma}\mathcal{M}_{2\gamma}^*)$, which can be nonzero at order α^3 .

Using the formalism of Ref. [1], we can write

$$\begin{aligned}
A_y &= \sqrt{\frac{2\varepsilon(1+\varepsilon)}{\tau}} \frac{1}{\sigma_R} \left\{ -G_M \text{Im} \left[\delta\tilde{G}_E + \frac{\nu'}{M^2} \tilde{F}_3 \right] \right. \\
&\quad \left. + G_E \text{Im} \left[\delta\tilde{G}_M + \left(\frac{2\varepsilon}{1+\varepsilon} \right) \frac{\nu'}{M^2} \tilde{F}_3 \right] \right\},
\end{aligned} \quad (3)$$

where $\tau \equiv Q^2/4M^2$, $\nu' = \frac{1}{4}(k_\mu + k'_\mu)(p^\mu + p'^\mu)$, $\varepsilon \equiv [1 + 2(1 + \tau)\tan^2(\theta/2)]^{-1}$, and M is the mass of the nucleon. In the lab frame, E , E' , and θ are the incident and scattered energies, and scattering angle, of the electron, respectively. The G_E and G_M are the Sachs form factors and σ_R is the reduced unpolarized cross section. The terms $\delta\tilde{G}_E$, $\delta\tilde{G}_M$, and \tilde{F}_3 are additional complex contributions that arise when two-photon exchange is included. They are exactly zero for one-photon exchange. For the neutron, unlike the proton, $G_E \ll G_M$, so that Eq. (3) is dominated by the term proportional to G_M . Note that the unpolarized cross section and polarization-transfer observables depend on the real parts of $\delta\tilde{G}_E$, $\delta\tilde{G}_M$, and \tilde{F}_3 .

For $Q^2 \geq 1 \text{ GeV}^2$, the two-photon contributions to Eq. (3) were estimated using weighted moments of the GPDs, H^q , E^q , and \tilde{H}^q , for a quark q [1]. For lower Q^2 , A_y can be estimated using, e.g., model fits of nucleon resonance and pion production data [7,12]. However, there are no predictions in the kinematic range of this experiment. The only existing measurement was made on the

proton at SLAC in 1970 [13]. They measured asymmetries at $Q^2 = 0.38, 0.59, \text{ and } 0.98 \text{ GeV}^2$ that were consistent with zero at the $\sim 10^{-2}$ level. There has never been a measurement made on the neutron.

This Letter presents the results of Jefferson Lab experiment number E05-015, which measured A_y by scattering unpolarized electrons from ^3He nuclei polarized normal to the electron scattering plane. The electron beam was longitudinally polarized with energies of 1.2, 2.4, and 3.6 GeV and an average current of 12 μA (cw). The helicity of the beam was flipped at a rate of 30 Hz (for other experiments requiring a polarized electron beam), and data from the two helicity states were summed for this analysis.

The polarized target used in this experiment was a 40 cm-long aluminosilicate glass cell filled with ^3He gas at a density of 10.9 amg. Approximately 0.1 amg of N_2 gas was also included to aid in the polarization process. The target was polarized through spin-exchange optical pumping of a Rb-K mixture [14]. In order to reduce the systematic uncertainty, the direction of the target polarization vector was reversed every 20 min using adiabatic fast passage. The polarization was monitored during each spin-flip using nuclear magnetic resonance. Electron paramagnetic resonance measurements were periodically made throughout the experiment in order to calibrate the polarization [15]. The average in-beam target polarization was $(51.4 \pm 2.9)\%$.

The electron beam was rastered in a 3 mm \times 3 mm pattern to reduce the possibility of cell rupture due to localized heating of the thin glass windows. Electrons scattered from the target were detected using the two Hall A high resolution spectrometers (HRSs) [16] at scattering angles $\theta = \pm 17^\circ$, consistent with Fig. 2. Because the out-of-plane acceptance of the spectrometers is relatively small, $\pm 60 \text{ mrad}$, the correction for $\phi_S \neq \pm \pi/2$ is negligible. We define the $+\hat{y}$ direction as ‘‘target spin up’’ (\uparrow) and the $-\hat{y}$ direction as ‘‘target spin down’’ (\downarrow). Both spectrometers were configured to detect electrons in single-arm mode using nearly identical detector packages, each consisting of two dual-plane vertical drift chambers for tracking, two planes of segmented plastic scintillator for trigger formation, and CO_2 gas Cherenkov and Pb-glass electromagnetic calorimeter detectors for hadron rejection. The data-acquisition systems for the spectrometers were synchronized to allow cross-checking of the results. By simultaneously measuring with two independent spectrometers, we confirmed that the measured asymmetries were consistent in magnitude, with opposite signs, as expected.

The electron yields, $Y^{\uparrow(\downarrow)}$, give the number of electrons ($N^{\uparrow(\downarrow)}$) in the target spin-up (spin-down) state that pass all the particle-identification cuts, normalized by accumulated beam charge ($Q^{\uparrow(\downarrow)}$) and data-acquisition live-time ($LT^{\uparrow(\downarrow)}$):

$$Y^{\uparrow(\downarrow)} = \frac{N^{\uparrow(\downarrow)}}{Q^{\uparrow(\downarrow)} LT^{\uparrow(\downarrow)}}. \quad (4)$$

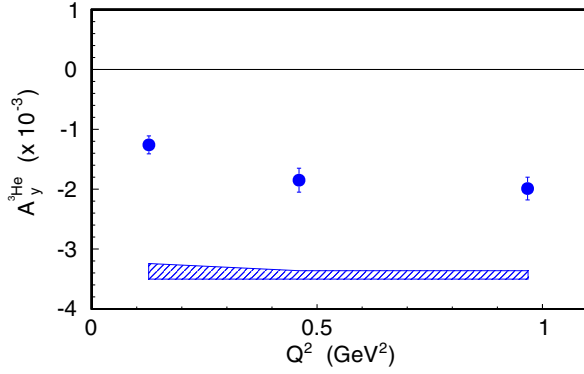


FIG. 3 (color online). Measured ${}^3\text{He}$ asymmetries, $A_y^{3\text{He}}$, as a function of Q^2 . Uncertainties shown for the data points are statistical. Systematic uncertainties are shown by the band at the bottom.

The raw experimental asymmetries were calculated as

$$A_{\text{raw}} = \frac{Y^\uparrow - Y^\downarrow}{Y^\uparrow + Y^\downarrow} \quad (5)$$

and were corrected for nitrogen dilution and target polarization. The nitrogen dilution factor is defined as

$$f_{\text{N}_2} \equiv \frac{\rho_{\text{N}_2} \sigma_{\text{N}_2}}{\rho_{3\text{He}} \sigma_{3\text{He}} + \rho_{\text{N}_2} \sigma_{\text{N}_2}}, \quad (6)$$

where ρ_i and σ_i are the number densities and the unpolarized cross sections, respectively. The nitrogen density was measured when filling the target cell and the cross section was determined experimentally by electron scattering from a reference cell filled with a known quantity of N_2 . The denominator was obtained from the polarized target cell yields.

The final asymmetries were obtained after subtraction of the elastic radiative tail contribution, radiative corrections of the quasielastic asymmetries, and corrections for bin-averaging effects. The contribution of the elastic radiative tail to the lowest Q^2 point was 3%, and it was negligible for the two larger Q^2 points. At the lower two values of Q^2 , contamination from the tail of the Δ resonance is negligible. At $Q^2 = 0.97 \text{ GeV}^2$, the contamination from the Δ tail can become large depending on the choice of cut in

$\nu = E - E'$. However, our measured $A_y^{3\text{He}}$ showed no dependence on ν within our statistical precision.

Results for $A_y^{3\text{He}}$ are shown in Fig. 3 and listed in Table I. The uncertainties on the data points are statistical, with the total experimental systematic uncertainty indicated as an error band below the data points. The systematic uncertainty in $A_y^{3\text{He}}$ includes contributions from the live-time asymmetry, target polarization, target misalignment, nitrogen dilution, and radiative corrections. The dominant contribution to the systematic uncertainty at the two largest Q^2 points is the uncertainty in the target polarization, $\pm 5.6\%$ (rel). At the two largest Q^2 points, the results from the left and right HRS agree to $< 1\sigma$ (stat). At the lowest Q^2 point, we assign a systematic uncertainty of $\pm 2.4 \times 10^{-4}$ because the data from the two spectrometers differ by $\sim 2\sigma$ (stat).

Polarized ${}^3\text{He}$ targets have been used in many experiments as an effective polarized neutron target [17,18]. The ground state of the ${}^3\text{He}$ nucleus is dominated by the S state in which the two proton spins are antiparallel, and the nuclear spin is carried by the neutron [19]. From the polarized ${}^3\text{He}$ asymmetries, the neutron asymmetries, A_y^n , were extracted using the effective neutron polarization approximation [20],

$$A_y^n = \frac{1}{f_n P_n} [A_y^{3\text{He}} - (1 - f_n) P_p A_y^p]. \quad (7)$$

The neutron dilution factor is the ratio of the neutron to ${}^3\text{He}$ unpolarized elastic cross sections, $f_n = \sigma_n / \sigma_{3\text{He}}$. At the lowest value of Q^2 , where nuclear effects may be important, f_n was calculated using a nonrelativistic model of the ${}^3\text{He}$ nucleus from Deltuva [21–24] based on the CD-Bonn + Δ potential. The model uncertainty is 3.8% (rel) based on a study of the model dependence of f_n at $Q^2 \approx 1 \text{ GeV}^2$ in a previous ${}^3\text{He}(e, e')$ measurement by this collaboration [25].

For neutron asymmetries at $Q^2 = 0.46$ and 0.97 GeV^2 , the f_n were obtained using the assumption $f_n = \sigma_n / (2\sigma_p + \sigma_n)$, where σ_p is the unpolarized proton elastic cross section. Reduced cross sections were calculated using

$$\sigma_R(Q^2) = \tau G_M^2(Q^2) + \varepsilon G_E^2(Q^2). \quad (8)$$

TABLE I. Asymmetries, A_y , for ${}^3\text{He}$ and neutrons. Uncertainties are statistical and systematic, respectively. The systematic uncertainty in the neutron asymmetry includes the model uncertainty in the neutron dilution factor, f_n , also listed here.

E (GeV)	$\langle E' \rangle$ (GeV)	$\langle \theta \rangle$ (deg)	$\langle Q^2 \rangle$ (GeV 2)	$A_y^{3\text{He}} (\times 10^{-3})$	$A_y^n (\times 10^{-2})$	f_n
1.245	1.167	17	0.127	$-1.26 \pm 0.15 \pm 0.26$	$-3.32 \pm 0.40 \pm 0.72$	0.044 ± 0.002
2.425	2.170	17	0.460	$-1.85 \pm 0.20 \pm 0.14$	$-1.78 \pm 0.20 \pm 0.66$	0.117 ± 0.003
3.605	3.070	17	0.967	$-1.99 \pm 0.19 \pm 0.14$	$-1.38 \pm 0.14 \pm 0.24$	0.155 ± 0.007

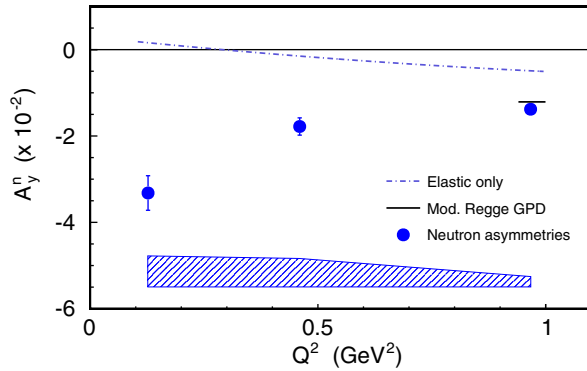


FIG. 4 (color online). Results for the neutron asymmetries, A_y^n , as a function of Q^2 . Uncertainties shown for the data points are statistical. Systematic uncertainties are shown by the band at the bottom. The elastic contribution to the intermediate state is shown by the dot-dashed line [29], and at $Q^2 = 0.97$ GeV², the GPD calculation of Chen *et al.* [1] is shown by the short solid line.

The form factors G_E^p , G_M^p , G_E^n and their uncertainties were obtained from parametrizations by Kelly [26]. A parametrization by Qattan and Arrington [27] was used to obtain G_M^n and its uncertainty.

The effective neutron and proton polarizations in ³He are $P_n = 0.86 \pm 0.036$ and $P_p = -0.028 \pm 0.009$, respectively [28]. In lieu of precision data, the proton asymmetries, A_y^p , were estimated using the elastic intermediate state contributions to be $(0.01 \pm 0.22)\%$, $(0.24 \pm 2.96)\%$, and $(0.62 \pm 1.09)\%$ for the data at $Q^2 = 0.13$, 0.46, and 0.97 GeV², respectively [29]. The uncertainties in these values were calculated assuming the same relative differences as those seen between our measured neutron asymmetries and the neutron elastic contribution. The contributions to Eq. (7) from A_y^p are suppressed by the small effective proton polarization, P_p , in polarized ³He. The neutron single-spin asymmetries are shown in Fig. 4 and are listed in Table I along with values for f_n .

In summary, we have reported the first measurement of the target single-spin asymmetries, A_y , from quasielastic (e, e') scattering from a ³He target polarized normal to the electron scattering plane. This measurement demonstrates, for the first time, that the ³He asymmetries are clearly nonzero and negative at the 4σ – 9σ level. Neutron asymmetries were extracted using the effective neutron polarization approximation and are also clearly nonzero and negative. The results are inconsistent with an estimate where only the elastic intermediate state is included [29], but they are consistent with a model using GPD input for the inelastic intermediate state contribution at $Q^2 = 0.97$ GeV² [1].

We acknowledge the outstanding support of the Jefferson Lab Hall A technical staff and Accelerator Division in accomplishing this experiment. We wish to thank Drs. A. Deltuva, Vilnius University, A. Afanasev, Jefferson Lab,

M. Vanderhaeghen, MAINZ, and J. Arrington, Argonne National Lab for their theoretical guidance and calculations. This work was supported in part by the U.S. National Science Foundation, the U.S. Department of Energy, and DOE Contract No. DE-AC05-06OR23177, under which Jefferson Science Associates, LLC operates the Thomas Jefferson National Accelerator Facility, the National Science Foundation of China, and UK STFC Grants No. 57071/1 and No. 50727/1.

*Deceased.

†Corresponding author.

tdaver@wm.edu

- [1] Y. C. Chen, A. Afanasev, S. J. Brodsky, C. E. Carlson, and M. Vanderhaeghen, *Phys. Rev. Lett.* **93**, 122301 (2004).
- [2] J. Katich, X. Qian, Y. Zhao, K. Allada, K. Aniol *et al.*, *Phys. Rev. Lett.* **113**, 022502 (2014).
- [3] A. Airapetian *et al.* (HERMES Collaboration), *Phys. Lett. B* **682**, 351 (2010).
- [4] J. Arrington, *Phys. Rev. C* **68**, 034325 (2003).
- [5] J. Arrington, P. Blunden, and W. Melnitchouk, *Prog. Part. Nucl. Phys.* **66**, 782 (2011).
- [6] A. Puckett, E. Brash, O. Gayou, M. Jones, L. Pentchev *et al.*, *Phys. Rev. C* **85**, 045203 (2012).
- [7] P. G. Blunden, W. Melnitchouk, and J. A. Tjon, *Phys. Rev. Lett.* **91**, 142304 (2003).
- [8] C. E. Carlson and M. Vanderhaeghen, *Annu. Rev. Nucl. Part. Sci.* **57**, 171 (2007).
- [9] N. Christ and T. D. Lee, *Phys. Rev.* **143**, 1310 (1966).
- [10] R. N. Cahn and Y. S. Tsai, *Phys. Rev. D* **2**, 870 (1970).
- [11] A. Afanasev, M. Strikman, and C. Weiss, *Phys. Rev. D* **77**, 014028 (2008).
- [12] B. Pasquini and M. Vanderhaeghen, *Phys. Rev. C* **70**, 045206 (2004).
- [13] T. Powell, M. Borghini, O. Chamberlain, R. Z. Fuzesy, C. C. Morehouse *et al.*, *Phys. Rev. Lett.* **24**, 753 (1970).
- [14] J. T. Singh, P. A. M. Dolph, W. A. Tobias, T. D. Averett, A. Kelleher, K. E. Mooney, V. V. Nelyubin, Y. Wang, Y. Zheng, and G. D. Cates, *Phys. Rev. C* **91**, 055205 (2015).
- [15] M. V. Romalis and G. D. Cates, *Phys. Rev. A* **58**, 3004 (1998).
- [16] J. Alcorn, B. Anderson, K. Aniol, J. Annand, L. Auerbach *et al.*, *Nucl. Instrum. Methods Phys. Res., Sect. A* **522**, 294 (2004).
- [17] S. Kuhn, J.-P. Chen, and E. Leader, *Prog. Part. Nucl. Phys.* **63**, 1 (2009).
- [18] X. Qian *et al.* (Jefferson Lab Hall A Collaboration), *Phys. Rev. Lett.* **107**, 072003 (2011).
- [19] F. Bissey, V. Guzey, M. Strikman, and A. Thomas, *Phys. Rev. C* **65**, 064317 (2002).
- [20] S. Scopetta, *Phys. Rev. D* **75**, 054005 (2007).
- [21] A. Deltuva, R. Machleidt, and P. U. Sauer, *Phys. Rev. C* **68**, 024005 (2003).
- [22] A. Deltuva, L. P. Yuan, J. Adam, A. C. Fonseca, and P. U. Sauer, *Phys. Rev. C* **69**, 034004 (2004).
- [23] A. Deltuva, L. P. Yuan, J. Adam, and P. U. Sauer, *Phys. Rev. C* **70**, 034004 (2004).
- [24] A. Deltuva, A. C. Fonseca, and P. U. Sauer, *Phys. Rev. C* **72**, 054004 (2005).

- [25] W. Xu, D. Dutta, F. Xiong, B. Anderson, L. Auerbach *et al.*, *Phys. Rev. Lett.* **85**, 2900 (2000).
- [26] J.J. Kelly, *Phys. Rev. C* **70**, 068202 (2004).
- [27] I.A. Qattan and J. Arrington, *Phys. Rev. C* **86**, 065210 (2012); J. Arrington (private communication).
- [28] X. Zheng *et al.* (Jefferson Lab Hall A Collaboration), *Phys. Rev. Lett.* **92**, 012004 (2004).
- [29] A. Afanasev, I. Akushevich, and N. Merenkov, [arXiv:hep-ph/0208260](https://arxiv.org/abs/hep-ph/0208260).
- [30] See Supplemental Material at <http://link.aps.org/supplemental/10.1103/PhysRevLett.115.172502> provides detailed information on the systematic uncertainties in the ^3He and neutron single-spin asymmetries, $A_y^{^3\text{He}}$ and A_y^n , respectively.