



W&M ScholarWorks

Arts & Sciences Articles

Arts and Sciences

2015

3,4-and 3,5-disubstituted 2-pyridones using an intermolecular cycloaddition/cycloreversion strategy: toward the synthesis of aristopyridinone A

Maren K. Leibowitz
College of William and Mary

Ethan S. Winter
College of William and Mary

Jonathan R. Scheerer
College of William and Mary

Follow this and additional works at: <https://scholarworks.wm.edu/aspubs>

Recommended Citation

Leibowitz, M. K., Winter, E. S., & Scheerer, J. R. (2015). 3, 4-and 3, 5-disubstituted 2-pyridones using an intermolecular cycloaddition/cycloreversion strategy: toward the synthesis of aristopyridinone A. *Tetrahedron letters*, 56(44), 6069-6072.

This Article is brought to you for free and open access by the Arts and Sciences at W&M ScholarWorks. It has been accepted for inclusion in Arts & Sciences Articles by an authorized administrator of W&M ScholarWorks. For more information, please contact scholarworks@wm.edu.



3,4- and 3,5-disubstituted 2-pyridones using an intermolecular cycloaddition/cycloreversion strategy: toward the synthesis of aristopyridinone A



Maren K. Leibowitz, Ethan S. Winter, Jonathan R. Scheerer*

Department of Chemistry, The College of William & Mary, PO Box 8795, Williamsburg, VA 23187, USA

ARTICLE INFO

Article history:

Received 13 August 2015

Revised 8 September 2015

Accepted 16 September 2015

Available online 21 September 2015

Keywords:

2-Pyridone

Cycloaddition/cycloreversion

Alkaloid synthesis

Aristopyridinone

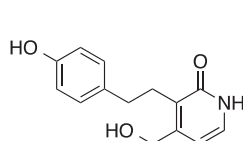
Aristolochia

ABSTRACT

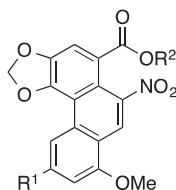
The intermolecular cycloaddition of pyrazinone precursors with alkyne substrates was evaluated. The resulting regioisomeric [2.2.2]-diketopiperazine alkene cycloadducts were diverted into 2-pyridone products through cycloreversion of the [2.2.2]-bicyclic intermediates. New insights into the regioselectivity of pyrazinone azadiene Diels–Alder reactions as well as cycloreversion reactivity were revealed in this study. Synthetic sequences using this [4+2]/r[4+2] strategy were determined that can produce predominantly the 3,5-disubstituted 2-pyridone alkaloid structures; pyridones featuring the 3,4-substitution pattern are observed as the minor regioisomeric products.

© 2015 Elsevier Ltd. All rights reserved.

Aristolochia manshuriensis is a vining plant with a history of use in Traditional Chinese Medicine that traces to the 3rd century BCE.¹ *A. manshuriensis* was most widely distributed for purported anti-inflammatory and diuretic properties, although the most abundant metabolites, aristolochic acids and structurally-related ester and amide derivatives, are highly nephrotoxic and carcinogenic.² Recent efforts have sought to identify constituents in the plant that possess anti-inflammatory activity and evaluate these metabolites for cytotoxicity.³ Aristopyridinone A⁴ (**1**), a 2-pyridone alkaloid that does not share the phenanthrene core of the aristolochic acids, was revealed from renewed isolation efforts, although an insufficient amount was isolated in order to determine if **1** possessed anti-inflammatory activity.⁵



1 Aristopyridinone A



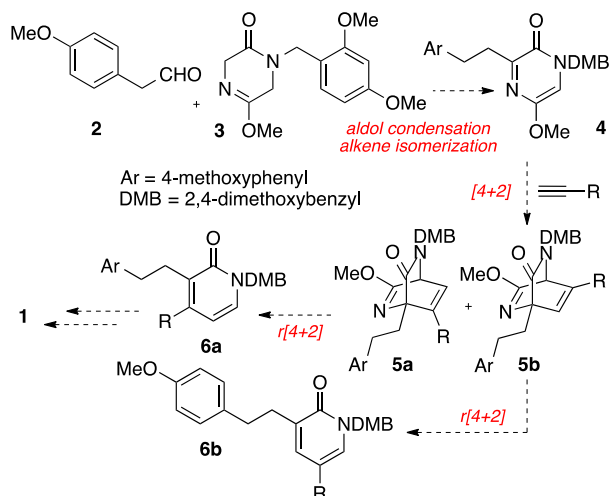
R ¹	R ²	
H	H	aristolochic acid I (AA-I)
H	Me	AA-I methyl ester
OH	H	AA-IVa

We recently developed a general synthetic method for the construction of 2-pyridone derivatives via cycloaddition of pyrazinone intermediates and subsequent cycloreversion of the intermediate [2.2.2]-diazabicycloalkene cycloadduct.⁶ These preliminary efforts focused primarily on intramolecular pyrazinone Diels–Alder reactions, where cycloaddition regiochemistry was not assessed. We viewed **1** as an instructive disubstituted 2-pyridone model in which to explore the extension of this synthetic strategy to include an intermolecular Diels–Alder/retro-Diels–Alder process. The 2-pyridone core is a medicinally privileged scaffold and we predicted that a synthesis directed toward **1** would provide material to assess the bioactivity and also prove useful in the construction of other 2-pyridone-containing molecules.⁷

Our approach toward pyridone **1** is outlined below (Scheme 1). We anticipated that the requisite Diels–Alder precursor could be prepared by aldol condensation of the differentially-protected glycine-derived diketopiperazine⁸ (DKP) **3** with arylacetaldehyde **2** followed by alkene isomerization of the exocyclic alkene to give the necessary endocyclic azadiene apparent in pyrazinone **4**. Diels–Alder cycloaddition with a suitable alkyne substrate would afford the regioisomeric intermediate [2.2.2]-bicyclic adducts **5a** and **5b**. The cycloadducts could deliver the 3,4- and 3,5-disubstituted pyridones **6a** and **6b** following cycloreversion and selective extrusion of one lactam bridge (illustrated as the lactim ether). Final *O*- and *N*-deprotection of the aryl ether and dimethoxybenzyl residues in isomer **6a** as well as any necessary functionalization to reveal the hydroxymethyl at C4 of the pyridone would complete

* Corresponding author. Tel.: +1 757 221 2551; fax: +1 757 221 2715.

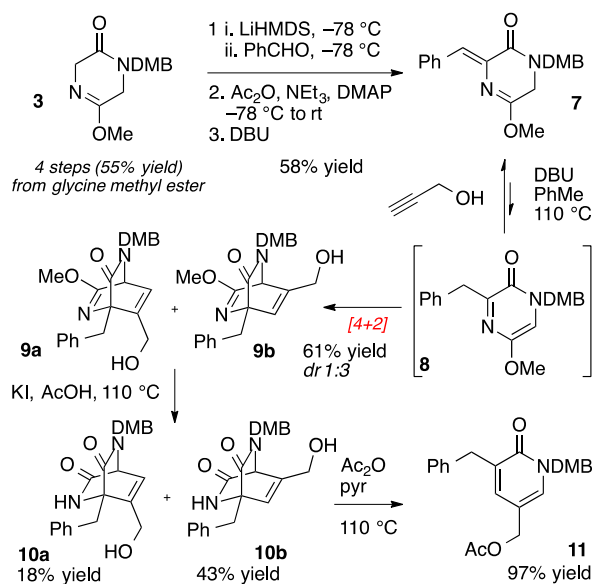
E-mail address: jrscheerer@wm.edu (J.R. Scheerer).



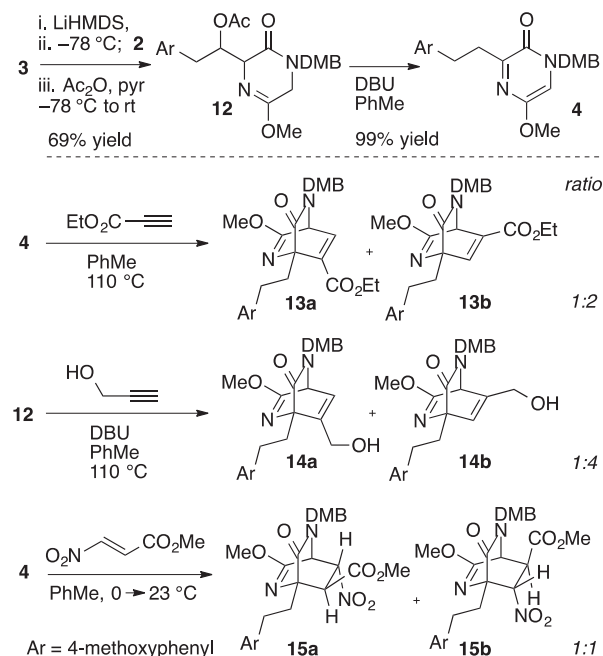
Scheme 1. Synthesis plan toward 3,4- and 3,5-disubstituted 2-pyridones.

aristopyridinone **A**. At the time we initiated this study, there were insufficient data to reliably predict which regioisomeric cycloadduct **5a** or **5b** would dominate. Because pyrazinones (e.g., **4**) are reactive with both electron-rich and electron-deficient dieneophiles, we anticipated that we could explore different electronic properties of the alkyne dieneophile where the substituent would be either an electron-donating or electron withdrawing group. In this way, we envisioned potential control of regioselection in the Diels–Alder event.

In order to validate our general synthetic plan, we first initiated a model sequence starting with DKP **3** and benzaldehyde (**Scheme 2**). The aldol condensation was completed in a three-step operation that involved enolization, aldol addition, acetylation, and elimination of the derived β -acetoxy derivative with DBU to give **7**. Based on our experience with aldol condensations with DKP substrates, we expected DKP alkylidene intermediate **7** to isomerize under the basic elimination reaction conditions (DBU) to the endocyclic alkene **8**.⁹ We were somewhat surprised that we did not observe pyrazinone **8** directly from the elimination reaction. The equilibrium between **7** and **8** is operational as evidenced by



Scheme 2. Pyridone synthesis model study.



Scheme 3. Preparation and cycloaddition of pyrazinone intermediate.

production of cycloadducts **9a** and **9b** on heating DKP **7** with DBU in the presence of propargyl alcohol. Heating with DBU in the absence of propargyl alcohol returned only starting material DKP **7**. We can thus conclude that the exocyclic alkene in **7** is thermodynamically more favorable than the isomeric pyrazinone **8**.

Cycloadducts **9a** and **9b** were produced as an inseparable mixture (ratio 1:3) favoring **9b**. Cleavage of the lactim *O*-methyl ether with KI in AcOH (110 °C) provided lactams **10a** and **10b**, which could be separated by chromatography. Lactam activation and cycloreversion were accomplished on major isomer **10b** on heating (110 °C) with Ac₂O and pyridine to afford the 3,5-substituted pyridone **11** (97% yield). Our initial communication on the cycloreversion of [2.2.2]-diketopiperazine alkene substrates to give 2-pyridone products employed microwave heating (max. temp ~200 °C).⁶ The modified thermolysis conditions reported in this Letter are an improvement in efficiency and employ more manageable temperatures for cycloreversion (110 °C).

The synthesis of pyridone **11** validated our general strategy, although we wanted to determine cycloaddition reaction conditions that would reverse the regioselectivity and ultimately provide access to pyridones with 3,4-substitution as the major product, the structural pattern present in aristopyridinone **A** (**1**).

Toward this end, a modified aldol condensation sequence was performed with 4-methoxyphenylacetaldehyde (**2**) and could deliver pyrazinone **4** in one reaction vessel (**Scheme 3**). Because pyrazinone **4** is somewhat oxygen-sensitive and decomposes on silica gel, in practice we found it more convenient to isolate and purify the intermediate β -acetoxy adduct **12**. As needed, reserves of intermediate **12** were converted to pyrazinone **4** by elimination of the β -acetoxy residue and alkene isomerization with DBU. The intermediate exocyclic alkene product was not observed in this sequence and the equilibrium appears to favor pyrazinone **4**.

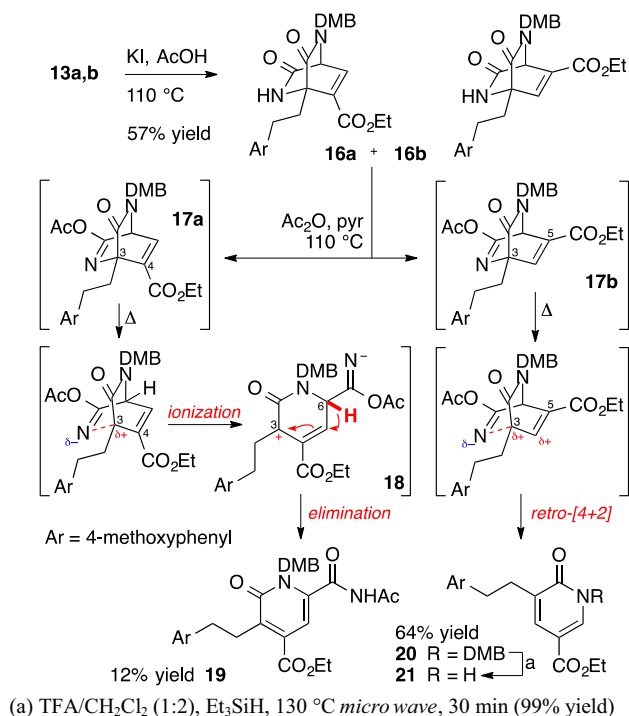
The cycloaddition of pyrazinone **4**, which was used directly without purification, was explored with three electronically distinct dieneophiles. Using ethyl propiolate, a mixture of cycloadducts **13a** and **13b** was obtained in a 1:2 ratio (63% combined yield). In agreement with our model system, cycloaddition of **4** with propargyl alcohol afforded adducts **14a** and **14b** (1:4 ratio, 78% combined yield). The β -acetoxy intermediate **12** was used as

the starting material for this sequence; acetate elimination, isomerization, and Diels–Alder cycloaddition with propargyl alcohol were accomplished in domino fashion in the same reaction vessel.

The dominant regioisomer possessed 3,5-substitution for the cycloaddition with both propiolate and propargyl alcohol. Methyl 2-nitroacrylate can be used as a synthetic equivalent of propiolate that possesses the opposite electronic properties and is often an effective tool in reversing cycloaddition regioselectivity.¹⁰ In our hands, the nitroacrylate was more reactive and cycloaddition with pyrazinone **4** was achieved near ambient temperatures; however, we observed little influence on regioselection and an approximate 1:1 mixture of **15a** and **15b** was obtained (56% combined yield).

We decided to move forward toward the cycloreversion with **13a** and **13b** (1:2 ratio), the cycloadducts derived from ethyl propiolate (Scheme 4). Toward this end, the lactim O-methyl ether was cleaved with KI in AcOH (110 °C) to give lactams **16a** and **16b**. We were unable to effectively separate isomers by chromatography and the mixture (1:2 ratio) was submitted to the reaction conditions that promote cycloreversion (Ac₂O, pyr, 110 °C). Isomers **16a** and **16b** behaved differently under the reaction conditions and products **19** and **20** were afforded (in 12% and 64% yield). The 3,5-disubstituted pyridone **20** is the result of cycloreversion of **16b** via the derived activated intermediate **17b**. Formation of the 3,4,6-trisubstituted pyridone **19** from **16a** can be explained by N-C3 bond cleavage, followed by loss of the C6-proton. The divergent reaction pathways for isomers **16a** and **16b** are intriguing and we see two possible explanations for this differing reactivity.

The observed rearrangement of **16a** (in preference to retrograde Diels–Alder) suggests a highly asynchronous transition state for the thermolysis. In isomer **16a** the bridgehead proton is doubly activated by both the vinylogous ester at C4 and the imide extending from C6. As ionization of the N-C3 bond begins, the geometric constraint of the [2.2.2]-bicyclo bridge relaxes and the C6-bridgehead proton becomes aligned for deprotonation. Intermediate **18** illustrates complete ionization of the N-C3, although partial ionization may be sufficient to permit deprotonation at C6. If intermediate



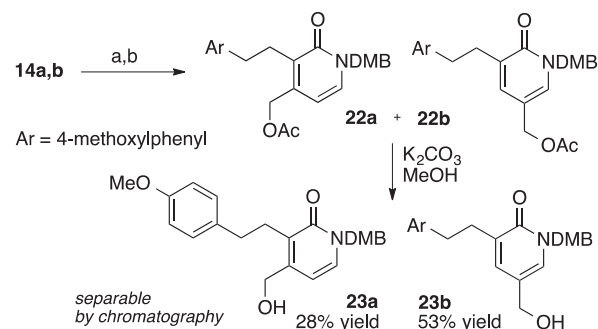
Scheme 4. Divergent reactivity with isomeric [2.2.2]-bicycloadducts.

18 is operational, the thermodynamic acidity of the C6 proton would be very high (<10 pKa) and enolization would be rapid. Alternatively, ionization of N-C3 bond in the isomeric intermediate **17b** might be destabilized by developing adjacent electropositive charges (from the β-carbon of the unsaturated ester). This would potentially shift the reaction pathway toward cycloreversion and explain why the 3,5-disubstituted pyridone **20** is the observed product with isomer **17b**. The DMB protecting group provides useful protection of the pyridone N-H throughout our sequence. We found that the DMB group is most effectively removed under acidic conditions as demonstrated by the conversion of pyridone **20** into **21** (TFA, CH₂Cl₂, Et₃SiH, 130 °C *μw*, 30 min, 99% yield).

The thermolysis reaction of **16a** and **16b** revealed that an electron withdrawing group at C4 of the [2.2.2]-diketopiperazine alkene intermediate (such as **16a**) will not undergo cycloreversion. We performed the analogous sequence starting from cycloadducts **14a** and **14b** (ca. 1:4 ratio), which bear hydroxymethyl substitution at the alkene (Scheme 5). Cycloreversion of the lactam intermediates derived from **14a** and **14b** occurred on both isomeric substrates and afforded the 3,4- and 3,5-pyridones **22a** and **22b**. Separation of the isomers was accomplished after removal of the acetoxy residue (K₂CO₃, MeOH) gave products **23a** and **23b** in 28% and 53% isolated yields.

Formation of **23a** and **23b** demonstrates that cycloreversion is effective with hydroxymethyl (or acetoxy) substitution on the derived intermediate [2.2.2]-diazabicyclic structure. Accordingly, this reaction sequence offers a method to access either 3,4- or 3,5-substituted pyridone products from the corresponding regioisomeric [2.2.2]-diazabicyclic cycloadducts. The limitations of this chemistry (at least with the dieneophiles explored in this study) show that construction of 3,5-disubstituted 2-pyridone products is the major product and 3,4-disubstituted products are afforded as minor regioisomeric products. Although intermediate **23a** could potentially be converted to aristopyridinone A (**1**) in a few operations, in order to execute an efficient synthesis an alternative and more selective route toward **1** is warranted.

In summary, we have revealed a method to prepare 2-pyridones with a synthetic sequence that intercepts an intermolecular pyrazinone [4+2] cycloaddition, followed by cycloreversion of the derived intermediate [2.2.2]-bicycloalkene adducts. The reaction conditions employed for cycloreversion (Ac₂O, pyr, 110 °C) are more expeditious and easier to execute than the conditions previously employed. We gained new insight into both the cycloaddition and cycloreversion operations. In particular, we revealed that propargyl alcohol and propiolate give the same dominant regioisomer for cycloaddition (leading to 3,5-disubstituted pyridones). This result suggests that the regioselectivity in the cycloaddition of pyrazinone intermediates is not especially responsive to the electronic nature of the alkyne dieneophile. We also revealed



Scheme 5. Synthesis of 3,4- and 3,5-substituted pyridones.

that an electron-withdrawing residue at C4 of a [2.2.2]-bicycloalkene cycloadduct promotes a rearrangement in preference to extrusion of the lactam bridge (cycloreversion). The chemistry revealed in this synthetic exercise is useful for the construction of both [2.2.2]-diazabicyclic intermediates and 2-pyridone structures, in particular, those structures bearing 3,5-substitution.

Acknowledgment

The authors acknowledge support from the National Institutes of Health (R15 GM107702 to J.R.S.).

Supplementary data

Supplementary data associated with this article can be found, in the online version, at <http://dx.doi.org/10.1016/j.tetlet.2015.09.067>.

References and notes

1. Hu, S.-L.; Zhang, H.-Q.; Chan, K.; Mei, Q.-X. *Toxicology* **2004**, *198*, 195–201.
2. (a) Mix, D. B.; Guinaudeau, H.; Shamma, M. *J. Nat. Prod.* **1982**, *45*, 657–666; (b) Nortier, J. L.; Vanherweghem, J. L. *Toxicology* **2002**, *181*, 577–580; (c) Debelle, F. D.; Vanherweghem, J. L.; Nortier, J. L. *Kidney Int.* **2008**, *74*, 158–169; (d) Yang, L.; Li, X.; Wang, H. *Nephrol. Dial. Transplant.* **2007**, *22*, 445–456.
3. (a) Wu, P. L.; Su, G. C.; Wu, T. S. *J. Nat. Prod.* **2003**, *66*, 996–998; (b) Michl, J.; Ingrouille, M. J.; Simmonds, M. S. J.; Heinrich, M. *Nat. Prod. Rep.* **2014**, *31*, 676–693.
4. Chung, Y.-M.; Chang, F.-R.; Tseng, T.-F.; Hwang, T.-L.; Chen, L.-C.; Wu, S.-F.; Lee, C.-L.; Lin, Z.-Y.; Chuang, L.-Y.; Su, J.-H.; Wu, Y.-C. *Bioorg. Med. Chem. Lett.* **2011**, *21*, 1792–1794.
5. Wang, Q.; Kuang, H.; Su, Y.; Sun, Y.; Feng, J.; Guo, R.; Chan, K. *J. Ethnopharmacol.* **2013**, *146*, 9–39.
6. Margrey, K. M.; Hazzard, A. D.; Scheerer, J. R. *Org. Lett.* **2014**, *16*, 904–907.
7. Selected reviews on bioactive pyridones: (a) Wall, M. E. *Med. Res. Rev.* **1998**, *18*, 299–314; (b) Mitscher, L. A. *Chem. Rev.* **2005**, *105*, 559–592; (c) Tun, M. K. M.; Herzon, S. B. *J. Exp. Pharm.* **2005**, *4*, 113–123; (d) Torres, M.; Gil, S.; Parra, M. *Curr. Org. Chem.* **2005**, *9*, 1757–1779; (e) Pommier, Y. *Nat. Rev. Cancer* **2006**, *6*, 789–802; (f) Thompson, P.; Manganiello, V. C.; Degerman, E. *Curr. Top. Med. Chem.* **2007**, *7*, 421–436; (g) Jessen, H. J.; Gademann, K. *Nat. Prod. Rep.* **2010**, *27*, 1168–1185; (h) Haga, A.; Tamoto, H.; Ishino, M.; Kimura, E.; Sugita, T.; Kinoshita, K.; Takahashi, K.; Shiro, M.; Koyama, K. *J. Nat. Prod.* **2013**, *76*, 750–754.
8. Diketopiperazine **6** can be prepared in 4 steps from glycine methyl ester in 55% overall yield. See Ref. 6.
9. For the first reports concerning isomerization (and equilibrium) of related alkylidene DKP structures, see: (a) Porter, A. E. A.; Sammes, P. G. *J. Chem. Soc. (C)* **1970**, 2530 [single page article]; (b) Machin, P. J.; Porter, A. E. A.; Sammes, P. G. *J. Chem. Soc., Perkin Trans. 1* **1970**, 404–409.
10. Danishefsky, S.; Prisbylla, M. P.; Hiner, S. *J. Am. Chem. Soc.* **1978**, *100*, 2918–2920.