

2016

B-(s)(0)-mixing matrix elements from lattice QCD for the Standard Model

A. Bazavov

Univ Iowa, Dept Phys & Astron, Iowa City, IA 52242 USA;

C. Bernard

Washington Univ, Dept Phys, St Louis, MO 63130 USA;

C. M. Bouchard

College of William and Mary, Dept Phys, Williamsburg, VA 23185 USA

C. C. Chang

Univ Illinois, Dept Phys, 1110 W Green St, Urbana, IL 61801 USA;

Follow this and additional works at: <https://scholarworks.wm.edu/aspubs>

Recommended Citation

Fermilab Lattice, M. I. L. C., & Bazavov, A. (2016). B0 (s)-mixing matrix elements from lattice QCD for the Standard Model and beyond. arXiv preprint arXiv:1602.03560.

This Article is brought to you for free and open access by the Arts and Sciences at W&M ScholarWorks. It has been accepted for inclusion in Arts & Sciences Articles by an authorized administrator of W&M ScholarWorks. For more information, please contact scholarworks@wm.edu.

$B_{(s)}^0$ -mixing matrix elements from lattice QCD for the Standard Model and beyond

A. Bazavov,¹ C. Bernard,² C. M. Bouchard,^{3,*} C. C. Chang,^{4,†} C. DeTar,⁵
 Daping Du,⁶ A. X. El-Khadra,^{4,‡} E. D. Freeland,^{7,§} E. Gámiz,⁸ Steven Gottlieb,⁹
 U. M. Heller,¹⁰ A. S. Kronfeld,^{11,12} J. Laiho,⁶ P. B. Mackenzie,¹¹ E. T. Neil,^{13,14}
 J. Simone,¹¹ R. Sugar,¹⁵ D. Toussaint,¹⁶ R. S. Van de Water,¹¹ and Ran Zhou¹¹

(Fermilab Lattice and MILC Collaborations)

¹*Department of Physics and Astronomy, University of Iowa,
 Iowa City, Iowa, 52242, USA*

²*Department of Physics, Washington University, St. Louis, Missouri, 63130, USA*

³*Physics Department, The College of William and Mary,
 Williamsburg, Virginia, 23185, USA*

⁴*Department of Physics, University of Illinois, Urbana, Illinois, 61801, USA*

⁵*Department of Physics and Astronomy, University of Utah,
 Salt Lake City, Utah, 84112, USA*

⁶*Department of Physics, Syracuse University, Syracuse, New York, 13244, USA*

⁷*Liberal Arts Department, School of the Art Institute of Chicago,
 Chicago, Illinois, 60603, USA*

⁸*CAFPE and Departamento de Física Teórica y del Cosmos,
 Universidad de Granada, 18071, Granada, Spain*

⁹*Department of Physics, Indiana University,
 Bloomington, Indiana, 47405, USA*

¹⁰*American Physical Society, Ridge, New York, 11961, USA*

¹¹*Fermi National Accelerator Laboratory, Batavia, Illinois, 60510, USA*

¹²*Institute for Advanced Study, Technische Universität München, 85748 Garching, Germany*

¹³*Department of Physics, University of Colorado, Boulder, Colorado 80309, USA*

¹⁴*RIKEN-BNL Research Center, Brookhaven National Laboratory,
 Upton, New York 11973, USA*

¹⁵*Department of Physics, University of California,
 Santa Barbara, California, 93016, USA*

¹⁶*Department of Physics, University of Arizona, Tucson, Arizona, 85721, USA*

(Dated: May 30, 2016)

Abstract

We calculate—for the first time in three-flavor lattice QCD—the hadronic matrix elements of all five local operators that contribute to neutral B^0 - and B_s -meson mixing in and beyond the Standard Model. We present a complete error budget for each matrix element and also provide the full set of correlations among the matrix elements. We also present the corresponding bag parameters and their correlations, as well as specific combinations of the mixing matrix elements that enter the expression for the neutral B -meson width difference. We obtain the most precise determination to date of the SU(3)-breaking ratio $\xi = 1.206(18)(6)$, where the second error stems from the omission of charm sea quarks, while the first encompasses all other uncertainties. The threefold reduction in total uncertainty, relative to the 2013 Flavor Lattice Averaging Group results, tightens the constraint from B mixing on the Cabibbo-Kobayashi-Maskawa (CKM) unitarity triangle. Our calculation employs gauge-field ensembles generated by the MILC Collaboration with four lattice spacings and pion masses close to the physical value. We use the asqtad-improved staggered action for the light valence quarks, and the Fermilab method for the bottom quark. We use heavy-light meson chiral perturbation theory modified to include lattice-spacing effects to extrapolate the five matrix elements to the physical point. We combine our results with experimental measurements of the neutral B -meson oscillation frequencies to determine the CKM matrix elements $|V_{td}| = 8.00(34)(8) \times 10^{-3}$, $|V_{ts}| = 39.0(1.2)(0.4) \times 10^{-3}$, and $|V_{td}/V_{ts}| = 0.2052(31)(10)$, which differ from CKM-unitarity expectations by about 2σ . These results and others from flavor-changing-neutral currents point towards an emerging tension between weak processes that are mediated at the loop and tree levels.

PACS numbers: 12.15.Mm, 12.15.Hh, 14.40.Nd, 12.38.Gc 12.15.Ff

I. INTRODUCTION

The search for new physics lies at the heart of high-energy physics research. Following the discovery of the Higgs boson at the Large Hadron Collider (LHC) in 2012, experiments at the LHC continue to search for new heavy particles which may be directly produced in high-energy collisions. Evidence for new physics, however, may also be found in indirect searches at low energies [1], where it would appear as a discrepancy between Standard-Model expectations and experimental measurements. Indirect searches can probe, and in some cases are already probing, new-physics scales that are orders of magnitude higher than those accessible through direct searches [2–4]. Because we do not know *a priori* the properties (masses, couplings, quantum numbers) of the postulated new particles, indirect searches are being pursued across all areas of particle physics to provide as broad a search window as possible [5–8]. The central challenge with this approach is the high precision required from both theory and experiment to definitively interpret any deviations seen as evidence for new physics.

Neutral B_q -meson ($q = s, d$) mixing is a particularly interesting process for indirect new-physics searches in the quark-flavor sector, since it is both loop and GIM suppressed in the Standard Model. The physical observables are the mass differences ΔM_q and decay-width

* cmbouchard@wm.edu

† Present address: Lawrence Berkeley National Laboratory, Berkeley, California, 94720, USA

‡ axk@illinois.edu

§ eliz@fnal.gov

differences $\Delta\Gamma_q$ between the heavy and light neutral B_q -meson mass eigenstates, and the flavor-specific CP asymmetries a_{fs}^q . The B_q -meson mass differences have been measured at the sub-percent level [9]. The measured width differences and CP asymmetries have much larger uncertainties [9], but are expected to improve in the next several years [10, 11].

Theoretical predictions of B_q -mixing observables in both the Standard Model and beyond depend upon the hadronic matrix elements of local four-fermion operators in the effective weak Hamiltonian:

$$\langle \mathcal{O}_i^q \rangle(\mu) = \langle \bar{B}_q^0 | \mathcal{O}_i^q | B_q^0 \rangle(\mu), \quad (1.1)$$

where μ is the renormalization scale. These operators arise after integrating out physics at energy scales above μ . Their matrix elements can be calculated in lattice QCD with standard methods. In the Standard Model, only one matrix element, $\langle \mathcal{O}_1 \rangle$, contributes to the mass difference ΔM_q . Beyond the Standard Model (BSM), however, ΔM_q can receive contributions from five distinct operators. These same five operators also contribute to the Standard-Model width difference $\Delta\Gamma_q$.

In this paper, we calculate, for the first time in three-flavor lattice QCD, the matrix elements for all five local operators in the B_d and B_s systems. Only a few lattice-QCD results for B_q -mixing matrix elements exist to-date [12–17], with uncertainties of about 5–15% that are much larger than the corresponding experimental errors. Most efforts have focused only on the Standard-Model B_q -mixing matrix elements [12–15, 17]. In Refs. [14, 17], the RBC and UKQCD collaborations treat the b quark in the static limit [18–20], which results in $\mathcal{O}(\Lambda/m_b)$ errors. This effect is included in the error budget of Refs. [14, 17] via a power-counting estimate and contributes significantly to the total error. The HPQCD collaboration [12, 13, 21] uses nonrelativistic QCD (NRQCD) for the b -quark action [22, 23]. Their earlier calculations include three dynamical sea quarks [12, 13]. Recently, however, they presented preliminary results [21] (with perturbatively improved NRQCD [24]) from the first calculation of the Standard-Model B_q -mixing matrix elements with four flavors of sea quarks (up, down, strange, and charm), where the average u, d -quark mass is at its physical value [25, 26]. In Ref. [15], the Fermilab Lattice and MILC collaborations (Fermilab/MILC) presented a calculation of the ratio of B_s -to- B_d mixing matrix elements [ξ defined in Eq. (2.10)] using relativistic b quarks with the Fermilab interpretation on a small subset of the three-flavor ensembles generated by the MILC collaboration [27–29]. The ETM collaboration [16] published the first results for the complete set of B_q -mixing matrix elements, based, however, on gauge-field configurations with only two flavors of sea quarks. Preliminary results from this project have been reported earlier [30]; those results are superseded by this work.

Given theoretical calculations of the hadronic matrix elements, neutral B_q -meson mixing can be used both to determine Standard-Model parameters and to search for new physics. In the Standard Model, the mass differences are proportional to the product of CKM matrix elements $|V_{tq}^* V_{tb}|^2$. Experimental measurements of ΔM_q can therefore be used to determine these CKM combinations, assuming no new-physics contributions. The ratio of CKM matrix elements $|V_{td}/V_{ts}|$ can be obtained especially precisely from $\Delta M_d/\Delta M_s$, because several correlated uncertainties in the B_d - and B_s -mixing hadronic matrix elements largely cancel. For Standard-Model tests, B_q -mixing provides prominent constraints on the apex of the CKM unitarity triangle. For new-physics searches, it constrains BSM parameter spaces and in some cases enables discrimination between models. (For recent reviews, see, for example, Refs. [3, 4, 31–36] and for specific examples, see Refs. [37–52].) Further, several small tensions are seen between experiment and theory for $\Delta M_s/\Delta M_d$, ϵ_K , and the CP asymmetry $S_{\psi K_s}$ [53,

54]. All of the above comparisons are presently limited by the theoretical uncertainties on the hadronic matrix elements. To sharpen them and potentially reveal new-physics effects, better lattice calculations of the hadronic matrix elements that can leverage the impressive experimental precision are needed.

To that end, we improve upon the previous lattice B_q -mixing matrix element calculations in several ways. We now compute the complete set of dimension-six $\Delta B = 2$ four-fermion operators with three sea-quark flavors. We use the same valence- and sea-quark actions as in our earlier calculation of the ratio ξ [15] but employ a much larger subset of the MILC configurations, including ensembles at four lattice spacings, covering a range of $a \approx 0.045$ – 0.12 fm. We quadruple the statistics on the ensembles used in Ref. [15], while adding ensembles at smaller lattice spacings and lighter sea-quark masses. Although the average u, d -quark masses on the ensembles used in this work are all larger than in Nature, they extend down to $m_l \approx 0.05m_s$, which corresponds to a pion mass $M_\pi \approx 175$ MeV that is close to the physical value. Finally, we have changed the chiral-continuum extrapolation to account for certain effects that arise from the use of staggered light valence quarks [55], thereby eliminating a significant source of systematic uncertainty in Ref. [15]. These effects were discovered after a preliminary report [30] on the current work appeared, so they were not included in the chiral extrapolations and error budget at that time. We now include this source of uncertainty, as well as all others. We present our matrix element results together with their correlations to facilitate their use in other phenomenological studies beyond this work. We also form several phenomenologically interesting combinations, including the SU(3)-breaking ratio ξ and the corresponding bag parameters.

This paper is organized as follows. Section II presents the theoretical background and definitions of the hadronic matrix elements. Next, Sec. III provides details of the numerical simulations, including the gauge-field ensembles, the valence-quark actions, and the definitions of the two- and three-point lattice correlation functions. Section IV describes the fit functions and analysis procedures used to extract the desired matrix elements from the correlation functions. Section V summarizes the perturbative matching of the lattice matrix elements to the continuum, while Sec. VI describes how we correct *a posteriori* for small mistunings of the b -quark masses. In Sec. VII, we extrapolate the matrix elements to the physical light-quark masses and to the continuum limit. Section VIII presents a detailed account of our systematic error analysis. Our final results are discussed in Sec. IX, where we also explore the implications of our results for Standard-Model phenomenology. Section X provides a summary and some outlook. The Appendices contain various details. In Appendix A, we tabulate our complete matrix-element and bag-parameter results for all operators, along with the correlations between them. In Appendix B, we describe in detail our methods for measuring the goodness of fits performed with Bayesian statistics. Appendix C provides equations for translating the one-loop chiral logarithm functions between the notation used in this work and in the original papers [55, 56].

II. THEORETICAL BACKGROUND

In the Standard Model, the leading-order electroweak interactions responsible for B_q -meson mixing occur via the box diagrams depicted in Fig. 1. The observables ΔM_q and $\Delta\Gamma_q$ are related to the off-diagonal elements of the time evolution matrix, M_{12}^q and Γ_{12}^q , as

$$\Delta M_q \simeq 2|M_{12}^q|, \quad \Delta\Gamma_q \simeq 2|\Gamma_{12}^q| \cos \phi_q, \quad (2.1)$$

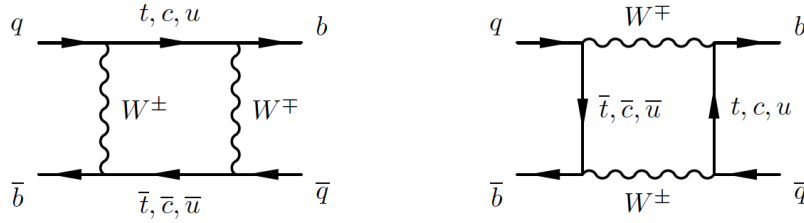


FIG. 1. Leading-order Feynman diagrams contributing to B_q^0 mixing in the Standard Model.

up to corrections of order $m_b^2/m_W^2 \sim 10^{-3}$, while the observable a_{fs}^q is given by

$$a_{\text{fs}}^q = \frac{|\Gamma_{12}^q|}{|M_{12}^q|} \sin \phi_q, \quad (2.2)$$

where the CP violating phase $\phi_q = \arg[-M_{12}^q/\Gamma_{12}^q]$. The mass and width differences provide complementary tests of the Standard Model. The mass differences are calculated from the dispersive part of the box diagram and are therefore sensitive to potential contributions from virtual heavy particles. On the other hand, the decay-width differences are obtained from the absorptive part, which predominantly receives contributions from light internal particles. Even so, new-physics contributions can affect the width differences.

The energy scale accessible in the loop of the box diagram in Fig. 1 is of order M_{B_q} , and is far below the characteristic scale of the electroweak interactions, the W -boson mass m_W . Using the operator-product expansion (OPE) to treat this disparity of scales leads to a local effective four-quark operator description of B_q mixing. For extensions of the Standard Model that involve interactions mediated by new heavy particles at the TeV scale or above, the local effective four-quark operator remains a convenient description. In this description, extending generically beyond the Standard Model, the effective Hamiltonian is

$$\mathcal{H}_{\text{eff}} = \sum_{i=1}^5 C_i \mathcal{O}_i^q + \sum_{i=1}^3 \tilde{C}_i \tilde{\mathcal{O}}_i^q, \quad (2.3)$$

where the Wilson coefficients C_i contain information specific to the short-distance physics associated with the flavor-changing interactions, and \mathcal{O}_i^q are the effective local four-quark operators. A basis of effective local four-quark operators is derived from the set of all Lorentz-invariant, color-singlet current-current interactions among heavy-light quark bilinears, reduced via discrete symmetries of QCD and Fierz rearrangement [57–59], to

$$\mathcal{O}_1^q = \bar{b}^\alpha \gamma_\mu L q^\alpha \bar{b}^\beta \gamma_\mu L q^\beta, \quad (2.4a)$$

$$\mathcal{O}_2^q = \bar{b}^\alpha L q^\alpha \bar{b}^\beta L q^\beta, \quad (2.4b)$$

$$\mathcal{O}_3^q = \bar{b}^\alpha L q^\beta \bar{b}^\beta L q^\alpha, \quad (2.4c)$$

$$\mathcal{O}_4^q = \bar{b}^\alpha L q^\alpha \bar{b}^\beta R q^\beta, \quad (2.4d)$$

$$\mathcal{O}_5^q = \bar{b}^\alpha L q^\beta \bar{b}^\beta R q^\alpha, \quad (2.4e)$$

$$\tilde{\mathcal{O}}_1^q = \bar{b}^\alpha \gamma_\mu R q^\alpha \bar{b}^\beta \gamma_\mu R q^\beta, \quad (2.4f)$$

$$\tilde{\mathcal{O}}_2^q = \bar{b}^\alpha R q^\alpha \bar{b}^\beta R q^\beta, \quad (2.4g)$$

$$\tilde{\mathcal{O}}_3^q = \bar{b}^\alpha R q^\beta \bar{b}^\beta R q^\alpha, \quad (2.4h)$$

where b and q are continuum quark fields of given flavor, R and L are right- and left-handed projection operators $(1 \pm \gamma_5)/2$, Greek indices denote color, and Dirac indices are implicit. The operators $\tilde{\mathcal{O}}_i^q$ are the parity transforms of \mathcal{O}_i^q , $i = 1, 2, 3$. Because parity is a symmetry of QCD, the pseudoscalar-to-pseudoscalar matrix elements satisfy $\langle \mathcal{O}_i^q \rangle = \langle \tilde{\mathcal{O}}_i^q \rangle$. Below, we exploit this identity to increase statistics.

The B_q^0 -mixing matrix elements have often been recast in terms of bag parameters $B_{B_q}^{(i)}$, defined by [58]

$$\langle \mathcal{O}_1^q \rangle(\mu) = c_1 f_{B_q}^2 M_{B_q}^2 B_{B_q}^{(1)}(\mu), \quad (2.5)$$

$$\langle \mathcal{O}_i^q \rangle(\mu) = c_i \left(\frac{M_{B_q}}{m_b(\mu) + m_q(\mu)} \right)^2 f_{B_q}^2 M_{B_q}^2 B_{B_q}^{(i)}(\mu), \quad i = 2, 3, \quad (2.6)$$

$$\langle \mathcal{O}_i^q \rangle(\mu) = c_i \left[\left(\frac{M_{B_q}}{m_b(\mu) + m_q(\mu)} \right)^2 + d_i \right] f_{B_q}^2 M_{B_q}^2 B_{B_q}^{(i)}(\mu), \quad i = 4, 5, \quad (2.7)$$

where $c_i = \{2/3, -5/12, 1/12, 1/2, 1/6\}$, $d_4 = 1/6$, and $d_5 = 3/2$. Before reliable calculations of the nonperturbative physics of the mixing matrix elements became available, the bag parameters were introduced, motivated by the so-called vacuum saturation approximation (VSA) [60] where $B_{B_q}^{(i)} = 1$. Other conventions for the B -parameters of the mixed-chirality operators are also used in the literature [61], for example in other recent lattice-QCD calculations [16, 21]. With the definitions in Eq. (2.7), however, $B_{B_q}^{(4)}$ and $B_{B_q}^{(5)}$ are indeed unity in the VSA.

The Standard-Model B_q -meson oscillation frequency ΔM_q is often expressed in terms of the renormalization-group-invariant version of the bag parameter $\hat{B}_{B_q}^{(1)}$, as in Eq. (2.9) below. Following the notation of Ref. [62], we determine $\hat{B}_{B_q}^{(1)}$ from $B_{B_q}^{(1)}(\mu)$ (evaluated in the $\overline{\text{MS}}$ -NDR scheme), to two-loop order, by

$$\hat{B}_{B_q}^{(1)} = \alpha_s(\mu)^{-\gamma_0/(2\beta_0)} \left[1 + \frac{\alpha_s(\mu)}{4\pi} \left(\frac{\beta_1 \gamma_0 - \beta_0 \gamma_1}{2\beta_0^2} \right) \right] B_{B_q}^{(1)}(\mu), \quad (2.8)$$

where the coupling $\alpha_s(\mu)$ is defined in the $\overline{\text{MS}}$ scheme and β_0 and β_1 are the (scheme-independent) one- and two-loop beta-function coefficients. The one- and two-loop anomalous dimensions of \mathcal{O}_1 are $\gamma_0 = 4$ and $\gamma_1 = -7 + \frac{4}{9}N_f$, respectively; γ_0 is scheme-independent, while γ_1 is given in the $\overline{\text{MS}}$ -NDR scheme [63].

In the Standard Model, only the matrix element $\langle \mathcal{O}_1^q \rangle$ contributes to the mass difference:

$$\Delta M_q = \frac{G_F^2 m_W^2 M_{B_q}}{6\pi^2} S_0(x_t) \eta_{2B} |V_{tq}^* V_{tb}|^2 f_{B_q}^2 \hat{B}_{B_q}^{(1)}. \quad (2.9)$$

Here, the Inami-Lim function $S_0(x_t)$ [64] describes the electroweak corrections and depends on the mass of the top quark in the loop of Fig. 1 through $x_t = m_t^2/m_W^2$, while η_{2B} is the perturbative-QCD correction factor known at next-to-leading order [63]. For the Standard-Model decay-width difference $\Delta\Gamma_q$ [61, 65], as well as in general theories beyond the Standard Model, the mixing matrix elements (or equivalently bag parameters) of operators $\langle \mathcal{O}_i^q \rangle$ ($i = 2-5$) are also needed. Together, the five matrix elements $\langle \mathcal{O}_i^q \rangle$ ($i = 1-5$) are sufficient to parameterize the hadronic contributions to ΔM_q in all possible BSM scenarios, and therefore

enable model-specific predictions related to mixing. More precise mixing matrix elements, of course, provide stronger new-physics constraints.

In the Standard Model, both ΔM_q and $\Delta\Gamma_q$ receive contributions from higher-dimensional operators beyond those in Eq. (2.4) that are not considered in this work. Corrections to the OPE used to derive Eq. (2.9) are negligible, because they are suppressed by m_b^2/m_W^2 . For $\Delta\Gamma_q$, however, a second OPE, the so-called heavy-quark expansion [61], is needed to obtain a Standard-Model prediction in terms of local operators, yielding a joint power series in Λ/m_b and α_s . At leading order in the heavy-quark expansion, the Standard-Model expression for $\Delta\Gamma_q$ depends only on $\langle\mathcal{O}_1^q\rangle$ and either $\langle\mathcal{O}_2^q\rangle$ or $\langle\mathcal{O}_3^q\rangle$. At $\mathcal{O}(1/m_b)$, however, $\Delta\Gamma_q$ also receives contributions from the matrix elements $\langle\mathcal{O}_{4,5}^q\rangle$. Further, at this order, matrix elements of dimension-seven operators not calculated in this work enter $\Delta\Gamma_q$; their contributions are numerically larger than those from the local matrix elements $\langle\mathcal{O}_{4,5}^q\rangle$, and their uncertainties, after the reduction of errors on $\langle\mathcal{O}_{1,2,3}^q\rangle$ in this work, are the dominant source of error in the Standard-Model width differences [66].

Certain combinations of the hadronic matrix elements $\langle\mathcal{O}_i^q\rangle$ are especially useful for phenomenology. As discussed in the previous section, the theoretical uncertainties on $\langle\mathcal{O}_1^q\rangle$ are currently much larger than the experimental errors on ΔM_q , and therefore limit the precision with which one can obtain the CKM combinations $|V_{tq}^*V_{tb}|$. Many of the theoretical errors cancel, however, in the ratio ξ , defined as

$$\xi^2 = \frac{f_{B_s}^2 \hat{B}_{B_s}^{(1)}}{f_{B_d}^2 \hat{B}_{B_d}^{(1)}}, \quad (2.10)$$

thereby enabling a determination of the CKM-element ratio $|V_{td}/V_{ts}|$ from the corresponding ratio of mass differences:

$$\left|\frac{V_{td}}{V_{ts}}\right|^2 = \xi^2 \frac{\Delta M_d}{\Delta M_s} \frac{M_{B_s}}{M_{B_d}} \quad (2.11)$$

that better leverages the experimental precision.

For Standard-Model calculations of the decay-width differences, it is useful to define the $1/m_b$ -suppressed combination $\langle R_0^q\rangle$ [65]

$$\langle R_0^q\rangle(\mu) = 2\alpha_2(\mu)\langle\mathcal{O}_1^q\rangle(\mu) + 4\langle\mathcal{O}_2^q\rangle(\mu) + 4\alpha_1(\mu)\langle\mathcal{O}_3^q\rangle(\mu). \quad (2.12)$$

The coefficient functions $\alpha_{1,2}(\mu)$ are known at next-to-leading order (NLO) in QCD [67] and are given in Eqs. (9.4)–(9.5) of Sec. IX. Because the leading contributions in the heavy-quark expansion cancel by construction in the combination in Eq. (2.12), the calculation of $\langle R_0^q\rangle$ suffers from a larger uncertainty than for the individual matrix elements $\langle\mathcal{O}_{1,2,3}^q\rangle$.

Finally, the decay-width differences are often parameterized in terms of the ratios of matrix elements $\langle\mathcal{O}_i^q\rangle/\langle\mathcal{O}_1^q\rangle$ ($i=2-5$) because the theoretical uncertainties are reduced. These same ratios can also contribute to the mass differences in theories beyond the Standard Model. Hence they are useful for Standard-Model and BSM calculations of the ratio $\Delta\Gamma_q/\Delta M_q$, as well as for predictions of B_q -mixing observables in new-physics scenarios relative to their Standard-Model values.

III. LATTICE SIMULATION

Here we summarize the details of the numerical simulations. First, in Sec. III A, we describe the ensembles of gauge-field configurations and the light- and valence-quark actions

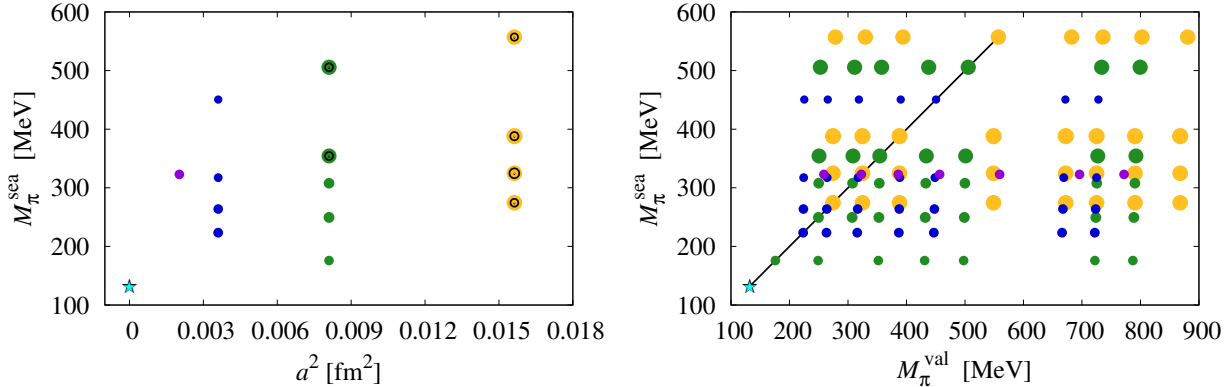


FIG. 2. (*left*) Distribution of lattice spacings and light sea-quark masses used in this analysis (solid colored disks) and in our previous work [15] (open black disks). (*right*) Distribution of light sea- and valence-quark masses. The diagonal black line corresponds to the unitary point, $m_l' = m_q$. In each plot, the disk area is proportional to the statistical sample size $N_{\text{conf}} \times N_{\text{src}}$, and the cyan star corresponds to the physical point.

employed in the analysis. Next, in Sec. III B, we define the lattice two-point and three-point correlation functions used to obtain the desired B_q -meson mixing matrix elements.

A. Gauge Configurations and Valence Actions

Our calculation employs gauge-field configurations generated by the MILC Collaboration with three dynamical sea quarks [27–29]. These ensembles use the Symanzik-improved gauge action [68–71] for the gluons and the asqtad-improved staggered action [72–77] for the quarks. Generic discretization errors from the light-quark and gluon actions are $O(\alpha_s a^2 \Lambda_{\text{QCD}}^2)$. In the numerical simulations, the fourth-root (square-root) of the strange-quark (light-quark) determinant is taken to reduce the number of staggered-fermion species from four to one (two) [78]. Although this procedure violates unitarity and locality at nonzero lattice spacing [79–83], a large body of numerical and theoretical evidence indicates that the desired continuum-QCD theory is obtained when the lattice spacing is taken to zero [80, 84–92].

We analyze fourteen ensembles of gauge-field configurations with a range of pion masses and lattice spacings. Table I provides details of the numerical simulation parameters. On each ensemble, the two light sea-quark masses are set equal. The smallest simulated pion mass is 177 MeV, so only a short extrapolation to the value in Nature is required. For all ensembles, the strange sea-quark mass is tuned close to its physical value. We analyze four lattice spacings ranging from $a \approx 0.12$ – 0.045 fm to guide the continuum extrapolation. The spatial lattice volumes are sufficiently large ($M_\pi L \gtrsim 3.8$ for all ensembles, where L is the lattice spatial extent) that finite-volume errors are expected to be at the sub-percent level for heavy-light-meson matrix elements; we nevertheless include these effects in our systematic error analysis. All ensembles have more than 500 configurations, and several contain as many as 2000. Figure 2 visually summarizes the range of pion masses, lattice spacings, and the statistical sample sizes.

We also use the asqtad-improved staggered action for the light valence quarks. On each

TABLE I. Parameters of the QCD gauge-field ensembles used in this work [93]. From left-to-right we show the approximate lattice spacing a in fm, the simulated light-to-strange sea-quark mass ratio am'_l/am'_s , the ratio r_1/a with uncertainties from the smoothing fit, the lattice volume $N_s^3 \times N_t$, the taste-Goldstone pion mass M_π and RMS mass M_π^{RMS} in MeV, the dimensionless factor $M_\pi L$, and the number of configurations N_{conf} . The primes on m'_l and m'_s distinguish the simulation values from the physical ones.

$\approx a$ (fm)	am'_l/am'_s	r_1/a	$N_s^3 \times N_t$	M_π (MeV)	M_π^{RMS} (MeV)	$M_\pi L$	N_{conf}
0.12	0.02/0.05	2.8211(28)	$20^3 \times 64$	555	670	6.2	2052
0.12	0.01/0.05	2.7386(33)	$20^3 \times 64$	389	538	4.5	2259
0.12	0.007/0.05	2.7386(33)	$20^3 \times 64$	327	495	3.8	2110
0.12	0.005/0.05	2.7386(33)	$24^3 \times 64$	277	464	3.8	2099
0.09	0.0124/0.031	3.8577(32)	$28^3 \times 96$	494	549	5.8	1996
0.09	0.0062/0.031	3.7887(34)	$28^3 \times 96$	354	415	4.1	1931
0.09	0.00465/0.031	3.7716(34)	$32^3 \times 96$	306	375	4.1	984
0.09	0.0031/0.031	3.7546(34)	$40^3 \times 96$	250	330	4.2	1015
0.09	0.00155/0.031	3.7376(34)	$64^3 \times 96$	177	280	4.8	791
0.06	0.0072/0.018	5.399(17)	$48^3 \times 144$	450	467	6.3	593
0.06	0.0036/0.018	5.353(17)	$48^3 \times 144$	316	341	4.5	673
0.06	0.0025/0.018	5.330(16)	$56^3 \times 144$	264	293	4.4	801
0.06	0.0018/0.018	5.307(16)	$64^3 \times 144$	224	257	4.3	827
0.045	0.0028/0.014	7.208(54)	$64^3 \times 192$	324	332	4.6	801

ensemble, we simulate with several values of the valence light-quark mass. These partially-quenched data are useful for constraining the fit coefficients in the chiral-continuum extrapolation in Sec. VII. For the b quarks, we use the isotropic clover action [94] with the Fermilab interpretation [95]. We fix the clover coefficient to the tadpole-improved tree-level value $c_{\text{SW}} = 1/u_0^3$, where u_0^4 is from the average plaquette. We tune the bare b -quark mass, or, equivalently, the hopping parameter κ_b , such that the B_s -meson mass agrees with the experimental value, following the general approach described in Ref. [96]. For this work, we take the more recent and precise determinations of κ_b from Ref. [97]. Table II provides details of the valence light- and b -quark simulation parameters.

The lattice temporal extents are sufficiently large that we can increase the statistics of our simulations by computing valence-quark propagators starting from multiple source locations on each configuration. In practice, we use four equally-spaced time sources on the majority of ensembles, with the exception of the $a \approx 0.06$ fm, $m'_l/m'_s = 0.2$ ensemble, where we use eight. We then average the results from all time sources on a single configuration. To reduce autocorrelations between measurements computed on configurations close in Monte-Carlo simulation time, we translate each gauge-field configuration by a random spatial shift \mathbf{x} before calculating valence-quark propagators. After applying this random shift, we do not observe any significant remaining autocorrelations, as confirmed by measurements of the autocorrelation time and simple binning studies shown in Sec. IV.

We convert lattice quantities to physical units using the scale r_1 , which is defined by the condition $r_1^2 F(r_1) = 1.0$, where $F(r)$ is the force between two static quarks [98, 99].

TABLE II. Parameters of the valence-quark propagators used in this work. From left-to-right, starting at the third column, we show the valence light-quark masses am_q , the simulation clover coefficient c_{SW} and hopping parameter κ'_b in the b -quark action, the rotation coefficient d'_{1b} in the heavy-light current, and the number of time sources per configuration N_{src} . The same valence light-quark masses are used on all ensembles with the same approximate lattice spacing. The primes on m'_l , m'_s , κ'_b , and d'_{1b} distinguish the simulation values from the physical ones.

$\approx a$ (fm)	am'_l/am'_s	am_q	c_{SW}	κ'_b	d'_{1b}	N_{src}
0.12	0.02/0.05		1.525	0.0918	0.09439	4
0.12	0.01/0.05	{0.005, 0.007, 0.01, 0.02,	1.531	0.0901	0.09334	4
0.12	0.007/0.05	0.03, 0.0349, 0.0415, 0.05}	1.530	0.0901	0.09332	4
0.12	0.005/0.05		1.530	0.0901	0.09332	4
0.09	0.0124/0.031		1.473	0.0982	0.09681	4
0.09	0.0062/0.031	{0.0031, 0.0047, 0.0062,	1.476	0.0979	0.09677	4
0.09	0.00465/0.031	0.0093, 0.0124, 0.0261, 0.031}	1.477	0.0977	0.09671	4
0.09	0.0031/0.031		1.478	0.0976	0.09669	4
0.09	0.00155/0.031	{0.00155, 0.0031, 0.0062, 0.0093, 0.0124, 0.0261, 0.031}	1.4784	0.0976	0.09669	4
0.06	0.0072/0.018		1.4276	0.1048	0.09636	4
0.06	0.0036/0.018	{0.0018, 0.0025, 0.0036,	1.4287	0.1052	0.09631	8
0.06	0.0025/0.018	0.0054, 0.0072, 0.016, 0.0188}	1.4293	0.1052	0.09633	4
0.06	0.0018/0.018		1.4298	0.1052	0.09635	4
0.045	0.0028/0.014	{0.0018, 0.0028, 0.004, 0.0056, 0.0084, 0.013, 0.16}	1.3943	0.1143	0.08864	4

The relative scale r_1/a can be obtained precisely on each ensemble from the heavy-quark potential [29, 98]. To reduce the sensitivity of the lattice-spacing estimates to statistical fluctuations, we use r_1/a values obtained from a fit of data on multiple ensembles to a smooth function of the coupling β following Ref. [29]. The explicit function employed is based on expectations from perturbation theory [100], and is given in Eqs. (115)–(116) of Ref. [29], where additional details on the smoothing procedure can be found. Here we use the updated mass-independent, smoothed r_1/a determinations listed in Table I. (The r_1/a values are mass-independent because they have been extrapolated at fixed β to physical quark masses from the simulated quark masses of each ensemble.) Compared with Ref. [29], the more recent analysis includes larger statistical samples for some ensembles, and omits ensembles with strange-sea quark masses much larger than the physical value. The fit uncertainties are below 1%, and are correlated between ensembles.

We multiply all lattice masses and matrix elements by the appropriate power of r_1/a to make them dimensionless before proceeding to the chiral-continuum extrapolation and further error analysis. At the end we obtain results in physical units using [101]

$$r_1 = 0.3117(22) \text{ fm}, \quad (3.1)$$

fixed via the PDG [102] value of f_π . The quoted uncertainty takes into account the difference in r_1 values obtained by the MILC [103] and HPQCD [104] collaborations. Because the r_1/a

fit errors in Table I are smaller than the statistical uncertainties on the B_q -mixing matrix elements, we do not include them in our central analysis. We estimate the systematic errors due to both the relative scale r_1/a , including correlations between ensembles due to the smoothing procedure, and absolute scale r_1 in Sec. VIII, and add them to the chiral-continuum-fit error *a posteriori*.

B. Lattice Operators and Correlation Functions

We construct the two- and three-point correlation functions needed to obtain the matrix elements for neutral B_d - and B_s -meson mixing using the same methods as in our earlier calculation of the SU(3)-breaking ratio ξ [15]. In particular, we calculate them in a computationally efficient manner using the “open-meson propagators” described in Ref. [15], which are general objects with free spin and color indices. The three-point correlation functions needed for all five operators can be obtained from the combination of two open-meson propagators contracted with the appropriate Dirac structures. The needed two-point correlation functions can be obtained from a single open-meson propagator.

Starting with the light q -flavored staggered field $\chi_q(x)$, we construct the naive field $\Upsilon_q(x)$ as in Refs. [55, 105]:

$$\Upsilon_q(x) = \Omega(x)\underline{\chi}_q(x), \quad (3.2)$$

where $\Omega(x) = \gamma_1^{x_1}\gamma_2^{x_2}\gamma_3^{x_3}\gamma_4^{x_4}$, and the underlined field $\underline{\chi}_q$ denotes four copies of the staggered field, with the (suppressed) “copy” index contracted with the right Dirac index of Ω . To reduce heavy-quark discretization effects, we rotate the b -quark field $\psi_b(x)$ via [95]

$$\Psi_b(x) = [1 + ad_{1b}\boldsymbol{\gamma} \cdot \mathbf{D}]\psi_b(x), \quad (3.3)$$

where \mathbf{D} is a nearest-neighbor covariant distance operator. The coefficient d_{1b} is set to its value in tree-level tadpole-improved perturbation theory; Table II gives the numerical values d'_{1b} used in our simulations.

In analogy with Eqs. (2.4), the lattice versions of the local $\Delta B = 2$ four-quark operators are constructed from the rotated b -quark field Ψ_b and the naive q -flavored fields Υ_q defined above:

$$O_1^q(x) = \bar{\Psi}_b^\alpha(x)\gamma^\mu L\Upsilon_q^\alpha(x)\bar{\Psi}_b^\beta(x)\gamma_\mu L\Upsilon_q^\beta(x), \quad (3.4a)$$

$$O_2^q(x) = \bar{\Psi}_b^\alpha(x)L\Upsilon_q^\alpha(x)\bar{\Psi}_b^\beta(x)L\Upsilon_q^\beta(x), \quad (3.4b)$$

$$O_3^q(x) = \bar{\Psi}_b^\alpha(x)L\Upsilon_q^\beta(x)\bar{\Psi}_b^\beta(x)L\Upsilon_q^\alpha(x), \quad (3.4c)$$

$$O_4^q(x) = \bar{\Psi}_b^\alpha(x)L\Upsilon_q^\alpha(x)\bar{\Psi}_b^\beta(x)R\Upsilon_q^\beta(x), \quad (3.4d)$$

$$O_5^q(x) = \bar{\Psi}_b^\alpha(x)L\Upsilon_q^\beta(x)\bar{\Psi}_b^\beta(x)R\Upsilon_q^\alpha(x), \quad (3.4e)$$

and similarly for \tilde{O}_i^q ($i = 1, 2, 3$). Again, α and β are color indices. With this choice, the leading discretization errors from the four-fermion operator are of order $\alpha_s a\Lambda_{\text{QCD}}$ and $(a\Lambda_{\text{QCD}})^2$ [15, 55, 106].

The continuum limit of the lattice four-quark operators in Eqs. (3.4) is complicated by the spin and taste components of the light quarks being “staggered” over a hypercube [107–110], whereas all fields in Eqs. (3.4) reside at the same site. In the Symanzik effective field

theory for staggered fermions [111], the operators take the form [55]

$$\bar{\Psi}_b \Gamma_i \Upsilon_q \bar{\Psi}_b \Gamma'_i \Upsilon_q \doteq \frac{1}{4} \sum_{\Xi} \bar{b} \Gamma_i \Gamma_{\Xi} q_{ck} \bar{b} \Gamma'_i \Gamma_{\Xi} q_{dl} \Gamma_{\Xi}^{ck} \Gamma_{\Xi}^{dl} + \text{opposite parity}, \quad (3.5)$$

where Ξ runs over all 16 Dirac matrices, c and d are taste indices, and k and l are copy indices. The fields on the left-hand side of Eq. (3.5) are those in the lattice simulation, while those on the right-hand side are defined in the continuum [112]; the symbol \doteq can be read “has the same matrix elements as.” Compared with the continuum operators \mathcal{O}_i^q , the operators on the right-hand side of Eq. (3.5) have extra species indices (taste and copy) in addition to flavor.

On the right-hand side of Eq. (3.5), the opposite-parity contribution is familiar from heavy-light bilinears [105] and can be removed during the correlator fits, as discussed in Sec. IV. In the sum given explicitly, only the terms with $\Gamma_{\Xi} = \mathbb{1}$ and γ^5 return the Dirac structure of the left-hand side. Following Ref. [55], we refer to the others as “wrong-spin operators.” Because the \mathcal{O}_i^q and $\tilde{\mathcal{O}}_i^q$ form a complete set, the same list of eight operators appears (with extra species indices) after carrying out the sum in Eq. (3.5), and the wrong-spin terms do not contain any new Dirac structures.

The B_q -meson interpolating operators are similarly constructed from the fields Υ_q and Ψ_b :

$$B_q^\dagger(\mathbf{x}, t) = \sum_{\mathbf{x}'} \bar{\Upsilon}_q(\mathbf{x}, t) S(\mathbf{x}, \mathbf{x}') \gamma_5 \Psi_b(\mathbf{x}', t), \quad (3.6)$$

which creates (annihilates) a B_q (\bar{B}_q) meson. The spatial smearing function $S(\mathbf{x}, \mathbf{x}')$ to the b -quark propagator is given by the ground-state 1S wavefunction of the Richardson potential [113, 114]. It provides good overlap of the interpolating operator with the B_q -meson ground-state and suppresses unwanted contamination from excited states. Further details on the smearing are given in Ref. [101]. In analogy with Eq. (3.5), the interpolating operator becomes

$$\bar{\Upsilon}_q \gamma_5 \Psi_b \doteq \frac{1}{2} \bar{q}_{ai} \gamma_5 b \delta^{ai} + \text{opposite parity} \quad (3.7)$$

in the Symanzik effective theory after disentangling spin and taste.

The matrix elements can be extracted from three-point correlation functions with zero spatial momentum:

$$C_{O_i^q}(t_x, t_y, t_0) = \sum_{\mathbf{x}, \mathbf{y}} \langle B_q^\dagger(\mathbf{y}, t_y + t_0) O_i^q(\mathbf{0}, t_0) B_q^\dagger(\mathbf{x}, t_x + t_0) \rangle. \quad (3.8)$$

Despite the wrong-spin operators, the correlation function in Eq. (3.8) is dominated by contributions with the intended Dirac structure [55]. In the Symanzik-effective-theory notation, the three-point correlation function contains four terms of the form

$$\langle \text{tr} [\gamma^5 G(y, 0) \Gamma_i \Gamma_{\Xi} q_c(0) \bar{q}_a(x)] \text{tr} [\gamma^5 G(y, 0) \Gamma_i \Gamma_{\Xi} q_d(0) \bar{q}_b(y)] \rangle \Gamma_{\Xi}^{ca} \Gamma_{\Xi}^{db}, \quad (3.9)$$

where a, b, c, d are taste indices, G is the heavy-quark propagator, and the trace is over color and spin. When $\Gamma_{\Xi} = \mathbb{1}$, the desired operator is recovered. The other terms arise only when a hard taste-changing gluon with some momentum components near π/a is exchanged from one staggered-quark line to the other. In the Symanzik effective field theory, this effect is described by a four-quark interaction (among light quarks). These contributions are, thus,

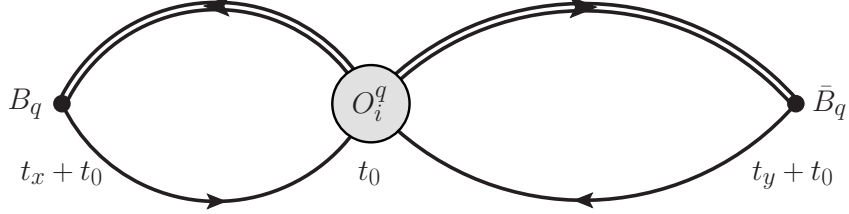


FIG. 3. Lattice three-point correlation function $C_{O_i^q}(t_x, t_y, t_0)$. The double and single lines denote the bottom- and light-quark propagators, respectively. The B_q meson created at $t_x + t_0 < t_0$ oscillates into a \bar{B}_q meson via the $\Delta B = 2$ four-fermion operator at time t_0 . This \bar{B}_q meson is subsequently annihilated at $t_y + t_0 > t_0$.

suppressed by a power of a^2 . Like any taste-violating effect, the $\Gamma_\Xi \neq \mathbb{1}$ terms lead to nonanalytic behavior in the chiral limit that can be described in staggered χ PT [55]. As discussed in Sec. VII, we can therefore account for them as part of the combined chiral-continuum extrapolation.

Figure 3 shows the structure of $C_{O_i^q}(t_x, t_y, t_0)$. The local four-fermion operator O_i^q is placed at a fixed location t_0 , where t_0 runs over the time sources, while the B_q mesons are placed at all possible spacetime points x and y . In practice, we construct the three-point correlators from two open-meson propagators, corresponding to the B_q and \bar{B}_q mesons at t_x and t_y , respectively, combining the free spin and color indices at t_0 as dictated by the spin-color structure of each operator O_i^q . Because we average data from multiple time sources at the outset of the analysis, we henceforth drop the label t_0 in the three-point correlator $C_{O_i^q}(t_x, t_y, t_0)$ and in the analogous two-point correlator (Eq. (3.10), below). The three-point correlator $C_{O_i^q}(t_x, t_y)$ is now just a function of t_x and t_y .

To isolate the mixing matrix elements from $C_{O_i^q}(t_x, t_y)$, we need to remove the overlap of the B_q -meson operator with the ground state. We obtain this normalization factor from the pseudoscalar two-point correlation function with zero spatial momentum:

$$C_{B_q}(t) = \sum_{\mathbf{x}} \langle B_q(\mathbf{x}, t) B_q^\dagger(\mathbf{0}, 0) \rangle, \quad (3.10)$$

which is constructed by tying together the open end of an open-meson propagator per Eq. (3.6).

Finally, to reduce statistical uncertainties, we average over sets of physically equivalent, but not numerically identical, data. The periodic temporal boundary conditions of the lattice ensure that, in the limit of infinite statistics, the two-point correlation functions are symmetric about the origin. We therefore average the two-point correlator values $C_{B_q}(t)$ and $C_{B_q}(T - t)$ as well as the three-point correlator values $C_{O_i^q}(t_x, t_y)$ and $C_{O_i^q}(T - t_y, T - t_x)$. Further, parity conservation of QCD ensures that, in the limit of infinite statistics, the matrix elements $\langle \tilde{O}_{1,2,3} \rangle$ are the same as $\langle O_{1,2,3} \rangle$. We therefore calculate both $C_{O_i^q}(t_x, t_y)$ and $C_{\tilde{O}_i^q}(t_x, t_y)$ and average them to improve the statistics. Additional details on these issues can be found in Ref. [115].

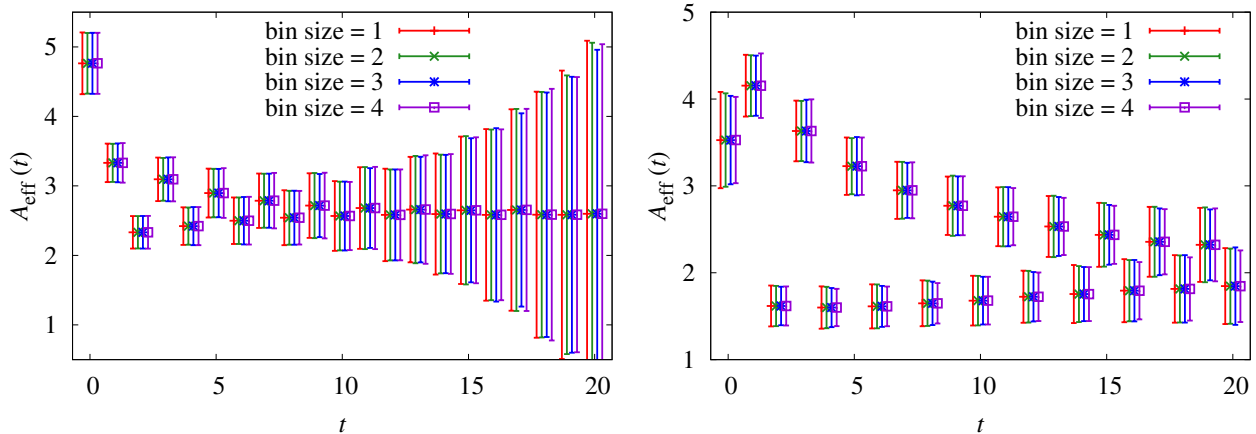


FIG. 4. Blocking studies with the effective amplitude [defined in Eq. (4.4)] of two-point functions on the (left) $a \approx 0.12$ fm, $am_l'/am_s' = 0.007/0.05$ ensemble with $am_q = 0.0349$ and (right) the $a \approx 0.045$ fm ensemble with $am_q = 0.0018$. Different colors and symbols denote different bin sizes.

IV. CORRELATOR ANALYSIS

Here we discuss our determinations of the B -mixing matrix elements from the two- and three-point correlation functions defined in Eqs. (3.8) and (3.10) of the previous subsection. In this section, dimensionful quantities are given in units of the lattice spacing, where the explicit factors of a are suppressed to simplify expressions.

A. Method

We estimate statistical uncertainties in the correlator analysis, and subsequently propagate them to the chiral-continuum extrapolation, via bootstrap resampling. In practice, on each ensemble we generate 600 bootstrap resamples; increasing the number does not change the estimated statistical errors in the two- and three-point correlation functions. We use the bootstrap distributions obtained from the two- and three-point fits to propagate the statistical errors cleanly from the correlator fits to the chiral-continuum extrapolation discussed in Sec. VII.

Before any fitting, we study the two-point correlation functions to assess the degree of autocorrelation between successive configurations in the Monte-Carlo evolution. We do this in several ways, each of which indicates that autocorrelations are negligible. First, we block the data with varying bin sizes. On all ensembles, we observe a negligible change in the errors of the correlator data when blocking is applied. This is illustrated in Fig. 4 which plots the effective amplitude [defined in Eq. (4.4)] of two-point functions on one of our coarsest ensembles and on our finest ensemble for different bin sizes. In addition, we calculate the autocorrelation coefficient for configuration separation η , averaged over timeslices,

$$\mathcal{A}(\eta) = \frac{N_{\text{conf}} - 1}{N_t(N_{\text{conf}} - \eta - 1)} \sum_{t=0}^{N_t-1} \frac{\sum_{i=0}^{N_{\text{conf}}-\eta-1} [C_{i+\eta}(t) - \overline{C(t)}][C_i(t) - \overline{C(t)}]}{\sum_{i=0}^{N_{\text{conf}}-1} [C_i(t) - \overline{C(t)}]^2} \quad (4.1)$$

where $\overline{C(t)} \equiv N_{\text{conf}}^{-1} \sum_{i=0}^{N_{\text{conf}}-1} C_i(t)$. The exponential autocorrelation time τ_{exp} is then obtained by comparing the calculated values of $\mathcal{A}(\eta)$ to the expected behavior, $|\mathcal{A}(\eta)| = e^{-\eta/\tau_{\text{exp}}}$. We analyze the autocorrelations directly on the two-point data and separately on

the principal component of the data covariance matrix. Both analyses yield $\tau_{\text{exp}} \approx 0.15$, again indicating that no binning is required based on the criterion that a reasonable bin size is twice the autocorrelation time [116]. We therefore do not bin the correlator data in this work. Reference [115] provides further details on the autocorrelation studies.

We extract the hadronic matrix elements from simultaneous fits to two- and three-point correlation function data, constraining the fit parameters with Gaussian priors [117] whose central values are drawn randomly from the Gaussian distribution during bootstrap resampling. For all operators, ensembles, and valence-quark masses listed in Table II, we fix the number of states included in the two- and three-point fit functions to be equal. We also use comparable fit intervals in physical units on all ensembles. We observe that the correlator fit results are stable against reasonable variations in the numbers of states and timeslices of data included in the fit. Details on the optimization of the correlation-function fits and determination of the B -mixing matrix elements are given in the following subsections.

We implement the constrained fits in our analysis by minimizing the augmented χ_{aug}^2 defined in Eq. (B3), which includes contributions from the priors. We employ the least-squares-fitting software package `lsqfit` [118], which supports Bayesian priors and provides tools for correlated error propagation. We evaluate the relative quality of our correlator fits using a statistic denoted Q , which is defined in Eq. (B4). Its definition is similar to the standard p value [102] but is based on the minimum of χ_{aug}^2 and a counting of the degrees of freedom suited to Bayesian analyses. By construction, Q lies in the interval $[0, 1]$. Larger Q values indicate greater compatibility between the data and fit function given the prior constraints. Unlike a p value, however, Q is not expected to be uniformly distributed even when the hypothesis is correct. To test the influence of the priors on the best fit, we also examine a p value based on the value of the standard χ^2 function evaluated at the parameter values that minimize χ_{aug}^2 . Details and explicit formulas for Q and p are provided in Appendix B.

B. Two-point fits

We fit the B_q -meson two-point correlator data to the functional form

$$C_{B_q}(t) = \sum_{n=0}^{N^{\text{2pt}}-1} |Z_n|^2 (-1)^{n(t+1)} (e^{-E_n t} + e^{-E_n(N_t-t)}), \quad (4.2)$$

where Z_n is the wavefunction normalization and N_t is the temporal extent of the lattice. This fit function includes the effects of normal- (n even) and opposite-parity (n odd) states present in heavy-staggered meson correlation functions [105], and accounts for the contribution from backwards-propagating states associated with the use of periodic boundary conditions.

We loosely constrain the ground-state mass and amplitude using priors guided by the effective mass and amplitude defined as

$$M_{\text{eff}}(t) = \cosh^{-1} \left(\frac{C_{B_q}(t+1) + C_{B_q}(t-1)}{2C_{B_q}(t)} \right), \quad (4.3)$$

$$A_{\text{eff}}(t) = C_{B_q}(t) e^{tM_{\text{eff}}}, \quad (4.4)$$

where M_{eff} in the exponent of Eq. (4.4) is chosen by eye based on the plot of $M_{\text{eff}}(t)$ in Eq. (4.3), such that $A_{\text{eff}}(t)$ displays a plateau at large times. At each lattice spacing, we

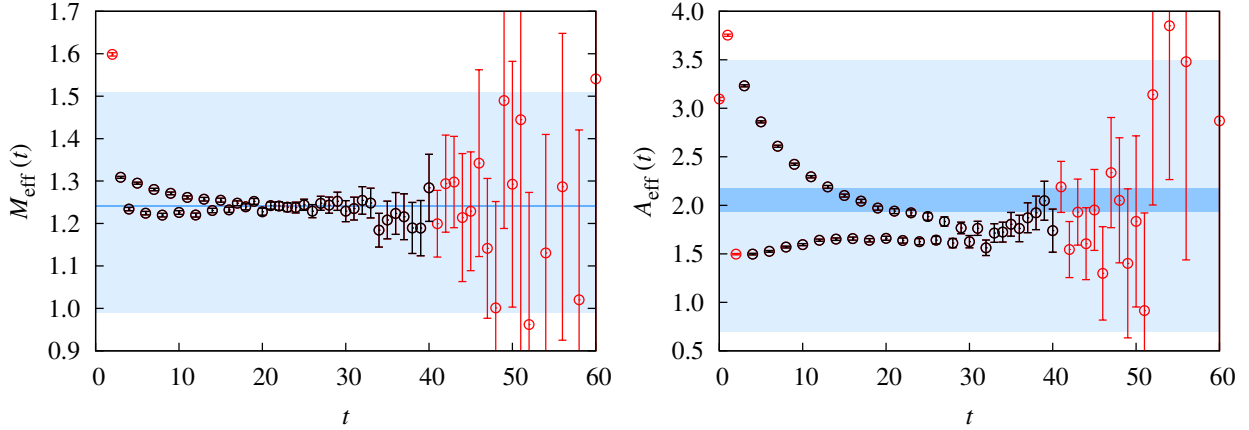


FIG. 5. B_q -meson effective mass (*left*) and amplitude (*right*) for the $a \approx 0.06$ fm, $am'_l/am'_s = 0.0018/0.018$ ensemble with $am_q = 0.0018$. The wider light-blue bands show the ground-state prior choices for E_0 and Z_0 . The narrower dark-blue bands show the fit results using these priors to the data from $3 \leq t \leq 40$, which are denoted by black symbols.

examine the effective mass and amplitude for all light sea- and valence-quark masses and choose common priors for E_0 and Z_0 with widths large enough to cover the observed M_{eff} and A_{eff} . Figure 5 shows samples of $M_{\text{eff}}(t)$ and $A_{\text{eff}}(t)$ with the ground-state priors employed for all fits of two-point data at that lattice spacing. The prior widths are more than $100\times$ and $10\times$ larger than the uncertainties on the fitted ground-state energy and amplitude, respectively. We choose the priors for the lowest-lying oscillating state and the excited-state energy splittings guided by experimental measurements [102] and quark-model predictions [119, 120]. On all ensembles, we use priors that correspond to $E_1 - E_0 \approx 0.3(7)$ GeV, $E_2 - E_0 \approx 0.6(3)$ GeV, and $E_{n+2} - E_n \approx 0.5(3)$ GeV ($n > 0$). For the excited states ($n \geq 2$), we take the fit parameters to be the logarithms of the splittings between energy levels, $\Delta_{n+2,n} \equiv \log(E_{n+2} - E_n)$. This automatically imposes the ordering $E_{n+2} > E_n$.

We fit the two-point correlation functions using fit intervals $t_{\text{min}} \leq t \leq t_{\text{max}}$, chosen for each ensemble based on the emergence of plateaus and the onset of noise in the effective mass and amplitude plots. We first vary t_{min} with fixed t_{max} , generally starting at $t_{\text{min}} = 2$ and increasing it until excited-state contributions have significantly decreased. For example, for the correlation function shown in Fig. 5, we consider $2 \leq t_{\text{min}} \leq 20$. The ground-state masses obtained from fits including earlier times have greater precision, but also greater contamination from excited states. We therefore include several pairs of excited and oscillating states in our fits to enable us to include early time slices. Initial studies showed that including six states was sufficient to accommodate excited-state contributions at early times, so we consider fits with $N^{2\text{pt}} \leq 6$. We also vary t_{max} with fixed t_{min} and find that fit results are insensitive to the addition of late-time-data for which statistical errors are larger. For the data shown in Fig. 5 we consider $30 \leq t_{\text{max}} \leq 60$. We perform fits for all combinations of $N^{2\text{pt}}$, t_{min} , and t_{max} within the ranges described here. Figure 6 demonstrates the stability of the fitted ground-state energy with respect to varying the number of states and timeslices included in the fit. The two-point correlator data and fit results presented in Figs. 5 and 6 are representative of other valence-quark masses and sea-quark ensembles analyzed in this work.

Finally, after examining the stability plots for all light valence-quark masses and ensembles at a given lattice spacing, we select an optimal fit interval $t_{\text{min}} \leq t \leq t_{\text{max}}$ for each choice

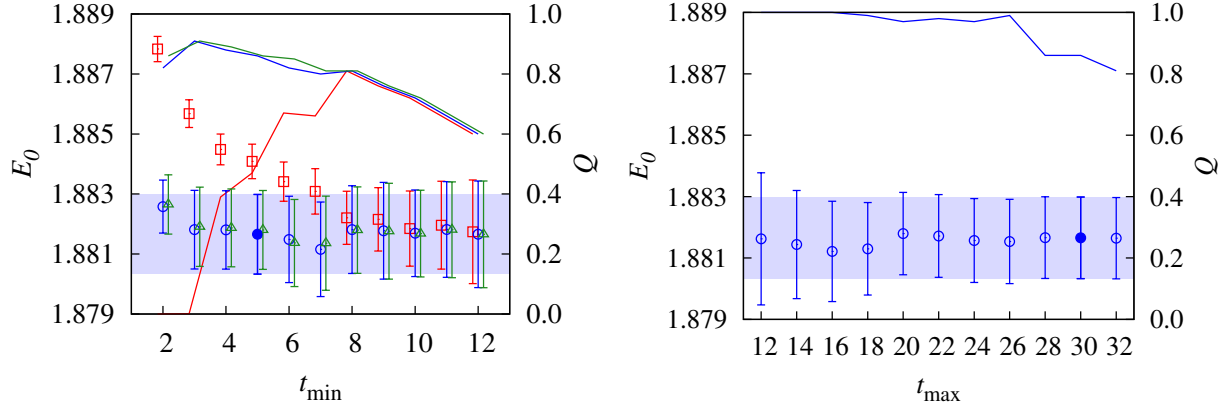


FIG. 6. B_q -meson ground-state energy E_0 obtained from different two-point fits. (*left*) E_0 vs t_{\min} with fixed $t_{\max} = 30$ obtained using $N^{2\text{pt}} = 2$ (red squares), 4 (blue circles), and 6 (green triangles). (*right*) E_0 vs t_{\max} for fixed $t_{\min} = 5$ and $N^{2\text{pt}} = 4$. In both plots, the solid lines show the Q values—defined in Eq. (B4)—of the fits for which the symbols have the same color. The optimal values of $t_{\min} = 5$ and $t_{\max} = 30$ for $N^{2\text{pt}} = 4$ are denoted by filled blue circles, and the corresponding fit result is depicted by the light blue bands. Data shown are from the $a \approx 0.12$ fm, $am'_l/am'_s = 0.007/0.050$ ensemble with $am_q = 0.0349$.

of $N^{2\text{pt}} = 2, 4$, and 6. We employ ranges for all two-point correlator fits that correspond to approximately the same physical distance on all lattice spacings. For each ensemble, we choose the same t_{\min} for all valence masses. The different ensembles have different numbers of configurations and, in some cases, different spatial volumes. As a result, the statistical precision of the data varies with ensemble. We therefore allow for a small variation of t_{\min} with ensemble at a given lattice spacing. In practice, t_{\min} differs between ensembles by no more than one timeslice. For $N^{2\text{pt}} = 4$, which is the number of states used in our central fit for the matrix elements, the fit intervals range from approximately 0.3 fm $\lesssim t \lesssim 2.5$ fm at our coarsest lattice spacing to 0.2 fm $\lesssim t \lesssim 1.7$ fm at our finest lattice spacing.

C. Three-point fits

In analogy with Eq. (4.2), we fit the three-point correlator data to the functional form

$$C_{O_i^q}(t_x, t_y) = \sum_{n,m=0}^{N^{3\text{pt}}-1} \mathcal{Z}_{nm}^{O_i^q} \frac{Z_n Z_m^\dagger}{2\sqrt{E_n E_m}} (-1)^{n(t_x+1)+m(t_y+1)} e^{-E_n|t_x|-E_m t_y}, \quad (4.5)$$

where t_x and t_y are defined in Fig. 3. Because we combine the data from all time sources t_0 , from now on we set $t_0 = 0$ for simplicity. The desired hadronic matrix element $\langle O_i^q \rangle$, using notation introduced in Eq. (1.1) for the physical matrix element, is proportional to the ground-state amplitude as

$$\langle O_i^q \rangle / M_{B_q} = \mathcal{Z}_{00}^{O_i^q}, \quad (4.6)$$

where the factor of M_{B_q} results from our use of nonrelativistic normalization of states in Eq. (4.5). The effect of periodic boundary conditions is negligible in the three-point data and is omitted from Eq. (4.5). As with the two-point correlation functions, we obtain loose

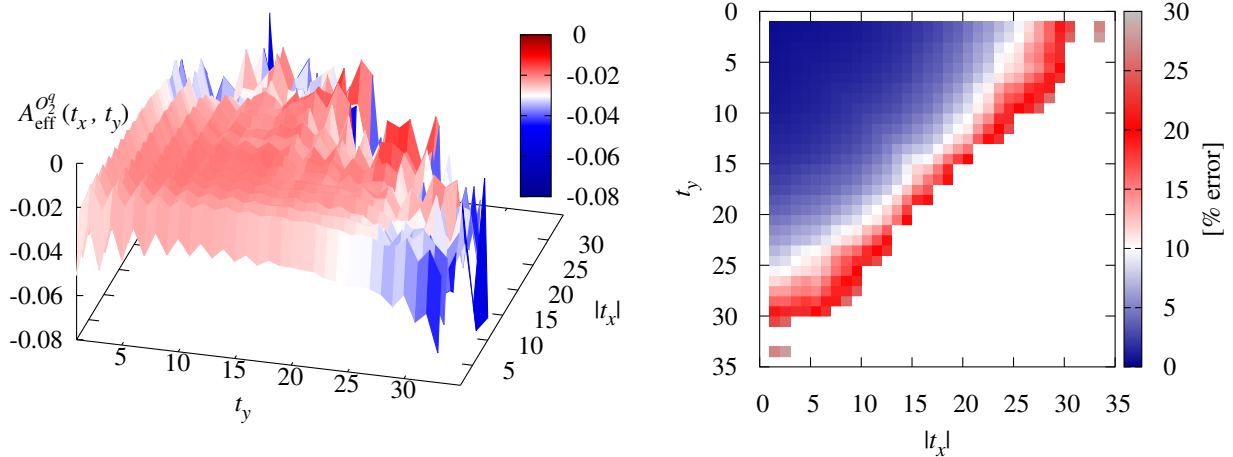


FIG. 7. B_q -mixing three-point effective amplitude $A_{\text{eff}}^{O_2^q}(t_x, t_y)$ central value (left) and relative error (right) on the $a \approx 0.09$ fm, $am'_l/am'_s = 0.00465/0.031$ ensemble with $am_q = 0.0062$. Our preferred fit uses $t_{\text{min}}^{\text{3pt}} = 4$ and $t_{\text{max}}^{\text{3pt}} = 15$.

priors for the ground-state amplitude by examining the effective amplitude, defined here to be

$$A_{\text{eff}}^{O_i^q}(t_x, t_y) = C_{O_i^q}(t_x, t_y)e^{(|t_x|+t_y)M_{\text{eff}}} \quad (4.7)$$

for all operators, ensembles and valence-quark masses on a given lattice spacing. Figure 7, left, shows an example three-point effective amplitude; plots for other operators, valence-quark masses and sea-quark ensembles look similar. Because the temporal oscillations from opposite-parity states are clearly visible in the three-point data, their contributions are easily identified in the correlator fits and can be removed to obtain the desired ground-state energy and amplitude. The three-point effective amplitudes display a plateau at moderately large $|t_x|$ and t_y that has a magnitude of order 10^{-2} . We choose a prior for the ground-state three-point amplitude of $Z_{00}^{O_i^q} = 0 \pm 1$, consistent with the large widths used for the ground state in the two-point data.

The three-point correlators are functions of both the B_q and \bar{B}_q timeslices, t_x and t_y , and we simultaneously fit the dependence on both times. Charge-conjugation symmetry ensures that the B_q and \bar{B}_q mesons have identical energy eigenstates. The construction of the three-point correlation functions using open-meson propagators as described in Sec. III B, in combination with the fact that the B_q and \bar{B}_q correlators decay at the same rate, leads to an exact symmetry of the correlator data under the interchange $|t_x| \leftrightarrow t_y$. We choose the fit regions to reflect this symmetry, taking $|t_x|_{\text{min}} = t_{y,\text{min}} \equiv t_{\text{min}}^{\text{3pt}}$ and $|t_x|_{\text{max}} = t_{y,\text{max}} \equiv t_{\text{max}}^{\text{3pt}}$ and only including data for $t_y \geq |t_x|$ in the fit. These requirements define a class of fit contours in the $|t_x|$ - t_y plane. We have verified that the fitted ground-state amplitudes are independent of the exact contour choice, however, as long as enough data are included.

We use slightly different fit regions for different operators. For the matrix elements $\langle O_{3,4,5} \rangle$, we use a triangular region \mathcal{S} in the $|t_x|$ - t_y plane defined by

$$\mathcal{S} = \{(t_x, t_y) \mid t_{\text{min}}^{\text{3pt}} \leq |t_x| \leq t_{\text{max}}^{\text{3pt}}, |t_x| \leq t_y \leq t_{\text{max}}^{\text{3pt}}\}. \quad (4.8)$$

For the matrix elements $\langle O_{1,2,3} \rangle$, we use a fan-shaped region $\mathcal{S} \cap \mathcal{S}'$ with

$$\mathcal{S}' = \{(t_x, t_y) \mid \sqrt{t_x^2 + t_y^2} \leq t_{\text{max}}^{\text{3pt}}, |t_x| + t_y \geq 2t_{\text{min}}^{\text{3pt}} + 3\} \quad (4.9)$$

cutting out points at large and small times. The matrix element $\langle O_3 \rangle$, which is extracted using both fit regions, provides a consistency check.

We perform simultaneous fits of the two- and three-point correlation functions using the same number of states for both, $N^{2\text{pt}} = N^{3\text{pt}}$, and with common fit parameters for the energies and wave-function normalizations. For the two-point data, we use the optimal timeslices determined in Sec. IV B. For the three-point data, we consider several fit ranges, $t_{\min}^{3\text{pt}} \leq |t_x|, t_y \leq t_{\max}^{3\text{pt}}$, which are chosen based on inspection of the effective three-point amplitude and its relative error. For example, for the correlator data shown in Fig. 7, we examine the time ranges $2 \leq t_{\min}^{3\text{pt}} \leq 14$ and $15 \leq t_{\max}^{3\text{pt}} \leq 30$. To select the preferred fit range and number of states, we first plot the fit results for the ground-state three-point amplitude $\mathcal{Z}_{00}^{O_i^q}$ vs $t_{\min}^{3\text{pt}}$ for $N^{3\text{pt}} = 2, 4, \text{ and } 6$. We find that $N^{3\text{pt}} = N^{2\text{pt}} = 4$ leads to stable fits for all operators, light-quark masses, and ensembles and, therefore, choose this number of states as the basis for the rest of the analysis.

For each ensemble and operator, we choose $t_{\min}^{3\text{pt}}$ so that it is roughly constant for all valence masses. As with t_{\min} in the two-point correlator analysis, we vary $t_{\min}^{3\text{pt}}$ slightly among ensembles with the same lattice spacing. We also allow a small, monotonic increase in $t_{\min}^{3\text{pt}}$ with increasing valence mass to accommodate an improving signal-to-noise ratio. Further, because the three-point data for different operators O_i have different signal-to-noise ratios, we employ a slightly different $t_{\min}^{3\text{pt}}$ for each operator. For a given lattice spacing and operator, the variation in $t_{\min}^{3\text{pt}}$ between ensembles and valence mass is less than ~ 0.2 fm. The variation in the lowest time slice—when considering all operators, ensembles, and valence masses on a single lattice spacing—is slightly greater, but still less than ~ 0.4 fm. The minimum time slices included for the three-point correlator fits are similar on all lattice spacings, ranging from approximately 0.3–0.8 fm.

We then vary $t_{\max}^{3\text{pt}}$ for the selected $N^{3\text{pt}}$ and $t_{\min}^{3\text{pt}}$ to verify that the fitted ground-state three-point amplitude is insensitive to reasonable variations of $t_{\max}^{3\text{pt}}$, as shown in Fig. 8. We choose a value of $t_{\max}^{3\text{pt}}$ that maximizes the amount of data in the fit without degrading the Q value. The result is an approximately equal number of data points in each fit. Consequently, $t_{\max}^{3\text{pt}}$ ranges from $t_{\max}^{3\text{pt}} \sim 2.5$ fm at our coarsest lattice spacing to $t_{\max}^{3\text{pt}} \sim 0.9$ fm at our finest lattice spacing. Figures 7 and 8, and the choices inferred from inspecting them, represent well what we find for other ensembles and valence masses.

In addition to verifying that fit results are stable under reasonable changes to the number of states and time ranges in the fit, we perform several additional checks. We verify that ground-state energies obtained from the combined two- and three-point correlator fits are consistent with those from the two-point-only fits. We also ensure the fitted parameters are not in tension with the priors.

In total, we carry out 510 separate fits of the two- and three-point correlators for the five operators, fourteen ensembles, and seven or eight valence-light-quark masses per ensemble listed in Tables I and II. As shown in Fig. 9, the distribution of p values—defined in Appendix B—is approximately uniform, confirming that the chosen fit functions indeed describe our data. Further, it shows that the priors on the fit parameters and the slight variation in fit regions between operators, valence masses, and ensembles, have not introduced significant bias into our matrix-element results.

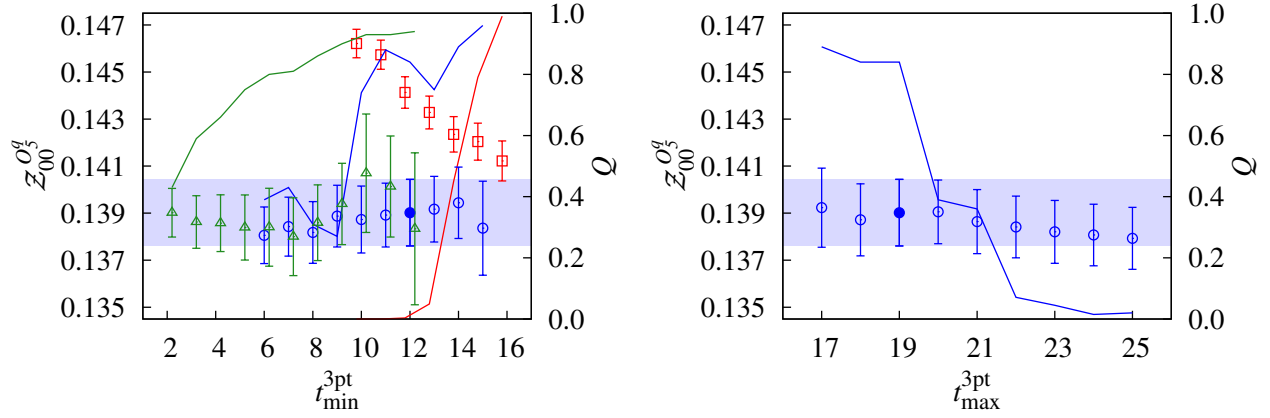


FIG. 8. B_q -mixing ground-state amplitude obtained from different combined two- and three-point fits. (*left*) $Z_{00}^{O_5^q}$ vs $t_{\min}^{3\text{pt}}$ with fixed $t_{\max}^{3\text{pt}} = 19$ obtained using $N^{3\text{pt}} = 2$ (red squares), 4 (blue circles), and 6 (green triangles). (*right*) $Z_{00}^{O_5^q}$ vs $t_{\max}^{3\text{pt}}$ for fixed $t_{\min}^{3\text{pt}} = 12$ and $N^{3\text{pt}} = 4$. In both plots, the solid lines show the Q values—defined in Eq. (B4)—of the fits for which the symbols have the same color. For fits with $N^{3\text{pt}} = 4$, the optimal values of $t_{\min}^{3\text{pt}} = 12$ and $t_{\max}^{3\text{pt}} = 19$ are shown as filled blue circles and the corresponding fit result is depicted by the light blue bands. Data shown are from the $a \approx 0.045$ fm ensemble with $am_q = 0.016$.

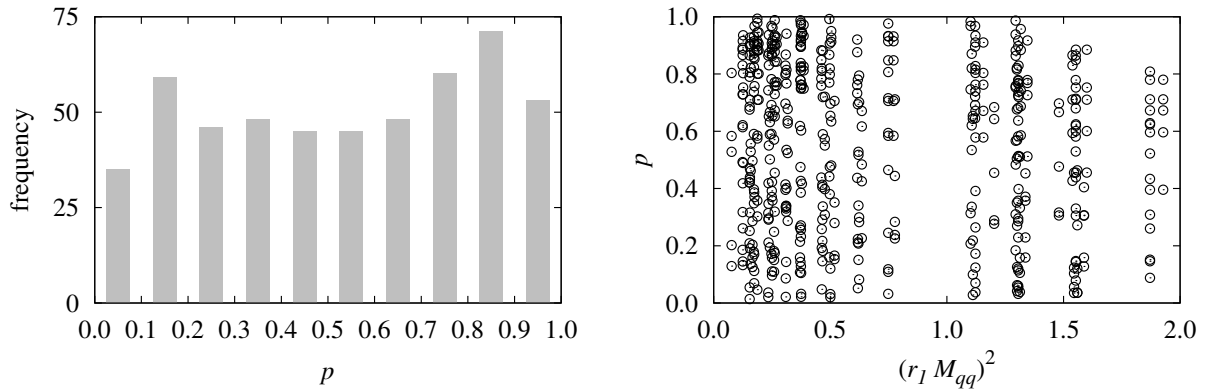


FIG. 9. (*left*) Histogram and (*right*) scatter plot vs valence mass of p values—defined in Eq. (B5)—for all 510 combined two- and three-point fits used to obtain our final results for the matrix elements of operators O_i^q ($i=1-5$).

V. OPERATOR RENORMALIZATION AND MATCHING

In this section we discuss the renormalization and matching needed to convert the bare lattice operators $O_i(a)$ to renormalized operators $\bar{O}_i(\mu)$ evaluated at a common scale μ . When applied to the matrix elements $\langle O_i \rangle$ obtained in the previous section, this procedure yields the corresponding renormalized matrix elements $\langle \bar{O}_i \rangle(\mu)$ for every light-valence quark mass and lattice ensemble included in our analysis. The continuum matrix elements $\langle \bar{O}_i \rangle(\mu)$ (evaluated at the physical light quark masses) are then determined in Sec. VII from a chiral-continuum extrapolation of the $\langle \bar{O}_i \rangle(\mu)$.

The four-fermion lattice operators defined in Eqs. (3.4) mix under renormalization. Like their continuum counterparts defined in Eqs. (2.4), they have nonzero anomalous dimensions.

It is convenient to carry out the renormalization and matching to the desired continuum scheme in one step.

In dimensional regularization, the Dirac algebra does not close, and one has to specify a physical operator basis, distinct from the remaining “evanescent” operators [121]. The continuum one-loop renormalization coefficients have been calculated in the $\overline{\text{MS}}$ -NDR scheme for two different choices of evanescent operators [23, 122]. We denote by BBGLN the scheme defined in Refs. [67, 123] and by BMU the scheme defined in Ref. [124]. These two schemes are the ones most widely used in the literature. These two choices of evanescent operators differ only in the renormalization of operators \mathcal{O}_2 and \mathcal{O}_3 . The lattice operators can be renormalized and matched to one of the schemes mentioned above by a suitable choice of dimension-7 operators P_p and coefficient matrices [106, 125]:

$$\begin{aligned}\bar{O}_i(\mu) &= Z_{ij}(a\mu)O_j(a) + ab_{ip}(a\mu)P_p(a), \\ &\doteq \bar{\mathcal{O}}_i(\mu) + \mathcal{O}(a^2),\end{aligned}\tag{5.1}$$

where the bar denotes the chosen continuum scheme (e.g., $\overline{\text{MS}}$ -NDR-BBGLN), and μ is the renormalization scale. On the second line \doteq can be read “has the same matrix elements as,” as in Eq. (3.5). Using the rotated field Ψ_b in Eqs. (3.4) suffices to ensure that the coefficients b_{ip} start at order α_s . We therefore neglect them in the matching process, leading to an uncertainty of order $\alpha_s a \Lambda_{\text{QCD}}$ commensurate with that stemming from the choice of c_{SW} in the action. We estimate the effects of these corrections, together with other heavy-quark discretization errors, as explained in Section VII A. When calculating the matching matrix Z_{ij} , the quark/antiquark states select the same external tastes as do the B -meson interpolating operators in the three-point correlation function, Eq. (3.8), and the loop integration automatically includes the hard taste-changing gluons. Further details of this matching procedure will be presented elsewhere [106].

In this paper, we carry out the renormalization and matching with perturbation theory, expanding

$$Z_{ij}(a\mu) = 2\mathcal{C} \left[\delta_{ij} + \sum_{l=1} \alpha_s^l Z_{ij}^{[l]}(a\mu) \right],\tag{5.2}$$

where the factor of 2 and $\mathcal{C} = 2\kappa'_b(1 + am_0)$ are normalization factors related to conventions for the staggered and clover fermion fields, respectively. Here the mass m_0 in \mathcal{C} is given by $am_0 = 1/(2\kappa'_b) - 1/(2\kappa_{\text{crit}})$, where the critical hopping parameter κ_{crit} is the value at which the rest mass vanishes. Only the one-loop coefficient in Eq. (5.2) is available at present [106].

From experience, we expect the coefficients $Z_{ij}^{[l]}$ to be large, because of contributions from external-leg tadpole diagrams [126]. We use two modifications to Eq. (5.2) to improve convergence. One method is to absorb the large perturbative corrections into a redefinition of the basic parameters of the lattice action by dividing the gauge links in the action by a typical measure of the tadpole contributions via u_0 [126]. The tadpole-improved renormalization is defined by:

$$Z_{ij} = 2u_0\tilde{\mathcal{C}}\zeta_{ij},\tag{5.3}$$

$$\zeta_{ij} = \delta_{ij} + \sum_{l=1} \alpha_s^l \zeta_{ij}^{[l]}(a\mu),\tag{5.4}$$

where we factor out u_0 for the asqtad quarks and $\tilde{\mathcal{C}} = 2\kappa'_b u_0(1 + \tilde{m}_0)$, $\tilde{m}_0 = m_0/u_0$, for the heavy quarks. We call this the “tadpole-improved perturbative matching.” The values of

κ_{crit} and u_0 are calculated nonperturbatively on each ensemble and collected in Table IV. The one-loop tadpole-improved coefficients above are given by

$$\zeta_{ij}^{[1]} = Z_{ij}^{[1]} - \delta_{ij} u_0^{[1]} \left(\frac{9}{4} + \frac{1}{1 + \tilde{m}_0} \right), \quad (5.5)$$

where the one-loop value of u_0 is defined by $u_0 = 1 + \alpha_s u_0^{[1]} + \mathcal{O}(\alpha_s^2)$. For the fourth root of the plaquette, $u_{0\text{P}}^{[1]} = -0.76708(2)$, while for the link in Landau gauge, $u_{0\text{L}}^{[1]} = -0.750224(3)$; here we examine tadpole improvement with both.

The other method is to factor out the renormalization associated with the vector currents [127, 128], defining ρ_{ij} by

$$Z_{ij} = Z_{V_{bb}^4} Z_{V_{ll}^4} \rho_{ij}, \quad (5.6)$$

$$\rho_{ij} = \delta_{ij} + \sum_{l=1} \alpha_s^l \rho_{ij}^{[l]}(a\mu), \quad (5.7)$$

and computing the matching factors $Z_{V_{bb}^4}$ and $Z_{V_{ll}^4}$ nonperturbatively. Then

$$\rho_{ij}^{[1]} = Z_{ij}^{[1]} - \delta_{ij} \left(Z_{V_{bb}^4}^{[1]} + Z_{V_{ll}^4}^{[1]} \right), \quad (5.8)$$

where, perturbatively,

$$Z_{V_{bb}^4} = \tilde{\mathcal{C}} \left[1 + \alpha_s Z_{V_{bb}^4}^{[1]} + \mathcal{O}(\alpha_s^2) \right], \quad (5.9)$$

$$Z_{V_{ll}^4} = 2u_0 \left[1 + \alpha_s Z_{V_{ll}^4}^{[1]} + \mathcal{O}(\alpha_s^2) \right]. \quad (5.10)$$

Below we call the method based on Eq. (5.6) “mostly nonperturbative matching” (mNPR).

Table III gives the results [106] for $\rho_{ij}^{[1]}$ and $\zeta_{ii}^{[1]} - \rho_{ii}^{[1]}$ [which is the same for all i , as is clear from Eqs. (5.5) and (5.8)] at the lattice spacings and bottom-quark masses employed in this work. The values for $\zeta_{ii}^{[1]} - \rho_{ii}^{[1]}$ in Table III are obtained using u_0 from the plaquette; the analogous factors using the Landau-link u_0 can be deduced from Eqs. (5.5) and (5.8) using the Z factors and tadpole-improvement factors in Table IV, and the values of $u_{0\text{P}}^{[1]}$ and $u_{0\text{L}}^{[1]}$ given above. The entries in Table III correspond to the BBGLN [67, 123] choice of evanescent operators. To match to the BMU [124] evanescent scheme, only a few entries change [122, 129]:

$$\rho_{22}^{[1]} \rightarrow \rho_{22}^{[1]} - \frac{1}{\pi}, \quad (5.11a)$$

$$\rho_{21}^{[1]} \rightarrow \rho_{21}^{[1]} - \frac{1}{24\pi}, \quad (5.11b)$$

$$\rho_{33}^{[1]} \rightarrow \rho_{33}^{[1]} + \frac{1}{3\pi}, \quad (5.11c)$$

$$\rho_{31}^{[1]} \rightarrow \rho_{31}^{[1]} - \frac{1}{24\pi}, \quad (5.11d)$$

with the same changes for the corresponding $\zeta_{ii}^{[1]}$ (because no lattice diagrams enter in the difference between BBGLN and BMU).

TABLE III. One-loop renormalization coefficients in Eq. (5.6) at the renormalization scale μ corresponding to the tree-level pole mass. The entries correspond to the BBGLN [67, 123] choice of evanescent operators. The BMU [124] evanescent scheme can be obtained from Eqs. (5.11). The right-most column gives the difference between the tadpole-improved perturbative method using u_{0P} and the mostly nonperturbative approach; the difference is the same for all diagonal elements (and zero off the diagonal). The errors from the VEGAS numerical integration are a few in the last digit shown and, thus, negligible compared with the uncertainty from truncating the perturbative series expansion. The three sets of entries with $a \approx 0.12$ fm and $am_l'/am'_s = 0.01/0.05$ correspond, from top to bottom, to $\kappa'_b = 0.0901, 0.0860, 0.0820$, which are the values used in the bottom-quark mass-correction analysis discussed in Sec. VI.

$\approx a$ (fm)	am_l'/am'_s	$\rho_{11}^{[1]}$	$\rho_{12}^{[1]}$	$\rho_{22}^{[1]}$	$\rho_{21}^{[1]}$	$\rho_{33}^{[1]}$	$\rho_{31}^{[1]}$	$\rho_{44}^{[1]}$	$\rho_{45}^{[1]}$	$\rho_{55}^{[1]}$	$\rho_{54}^{[1]}$	$\zeta_{ii}^{[1]} - \rho_{ii}^{[1]}$
0.12	0.02/0.05	-0.2684	-0.3115	-0.0300	0.0211	0.3641	-0.0280	-0.1421	-0.2974	-0.0353	-0.2290	0.3167
	0.01/0.05	-0.2733	-0.3224	0.0072	0.0213	0.3492	-0.0215	-0.0818	-0.2952	-0.0370	-0.2025	0.3214
	0.01/0.05	-0.2835	-0.3703	0.1601	0.0199	0.2943	0.0032	0.1701	-0.2829	-0.0333	-0.0916	0.3398
	0.01/0.05	-0.2806	-0.3470	0.0868	0.0210	0.3194	-0.0082	0.0490	-0.2896	-0.0368	-0.1453	0.3313
	0.007/0.05	-0.2736	-0.3225	0.0076	0.0213	0.3490	-0.0214	-0.0813	-0.2952	-0.0369	-0.2024	0.3215
	0.005/0.05	-0.2735	-0.3225	0.0076	0.0212	0.3490	-0.0214	-0.0812	-0.2952	-0.0367	-0.2024	0.3215
0.09	0.0124/0.031	-0.2323	-0.2659	-0.1989	0.0186	0.4394	-0.0612	-0.4149	-0.3036	-0.0195	-0.3471	0.2944
	0.0062/0.031	-0.2349	-0.2681	-0.1903	0.0188	0.4353	-0.0594	-0.4020	-0.3034	-0.0207	-0.3413	0.2956
	0.00465/0.031	-0.2363	-0.2694	-0.1851	0.0189	0.4330	-0.0583	-0.3937	-0.3033	-0.0212	-0.3375	0.2963
	0.0031/0.031	-0.2371	-0.2702	-0.1820	0.0190	0.4316	-0.0577	-0.3892	-0.3033	-0.0214	-0.3357	0.2967
	0.00155/0.031	-0.2371	-0.2703	-0.1816	0.0190	0.4315	-0.0576	-0.3890	-0.3033	-0.0217	-0.3355	0.2968
	0.0072/0.018	-0.1666	-0.2160	-0.4038	0.0121	0.5438	-0.1064	-0.7425	-0.3051	0.0169	-0.4864	0.2645
0.06	0.0036/0.018	-0.1626	-0.2135	-0.4149	0.0116	0.5495	-0.1089	-0.7604	-0.3050	0.0192	-0.4935	0.2628
	0.0025/0.018	-0.1629	-0.2136	-0.4140	0.0117	0.5491	-0.1088	-0.7588	-0.3050	0.0191	-0.4931	0.2629
	0.0018/0.018	-0.1629	-0.2136	-0.4137	0.0117	0.5490	-0.1087	-0.7588	-0.3051	0.0189	-0.4930	0.2630
	0.0028/0.014	-0.0115	-0.1454	-0.7594	-0.0061	0.7490	-0.1947	-1.3044	-0.2974	0.1084	-0.7197	0.2066

TABLE IV. Strong coupling in the V scheme at the scale $\mu = 2/a$, and renormalization factors for heavy-heavy and light-light vector currents used in the matching relation Eq. (5.6). The errors shown on $Z_{V_{bb}^4}$ and $Z_{V_{ll}^4}$ are statistical only. Note that these renormalization factors are not expected to be close to 1 because of the normalization conventions in Eqs. (5.9) and (5.10). Also shown are the nonperturbatively determined critical hopping parameter and tadpole-improvement factors from the fourth root of the plaquette and (for some ensembles) the link in Landau gauge.

$\approx a$ (fm)	am'_l/am'_s	κ'_b	κ_{crit}	$u_{0\text{P}}$	$u_{0\text{L}}$	$\alpha_V(2/a)$	$Z_{V_{bb}^4}$	$Z_{V_{ll}^4}$
0.12	0.02/0.05	0.0918	0.14073	0.8688	0.837	0.3047	0.4928(5)	1.734(3)
	0.01/0.05	0.0901	0.14091	0.8677	0.835	0.3108	0.5031(5)	1.729(3)
	0.01/0.05	0.0860	0.14091	0.8677	0.835	0.3108	0.5266(6)	1.729(3)
	0.01/0.05	0.0820	0.14091	0.8677	0.835	0.3108	0.5494(6)	1.729(3)
	0.007/0.05	0.0901	0.14095	0.8678	0.836	0.3102	0.5030(5)	1.730(3)
	0.005/0.05	0.0901	0.14096	0.8678	0.836	0.3102	0.5030(5)	1.729(3)
0.09	0.0124/0.031	0.0982	0.139052	0.8788	–	0.2582	0.4511(5)	1.768(4)
	0.0062/0.031	0.0979	0.139119	0.8782	0.854	0.2607	0.4531(5)	1.766(4)
	0.00465/0.031	0.0977	0.139134	0.8781	–	0.2611	0.4543(5)	1.766(4)
	0.0031/0.031	0.0976	0.139173	0.8779	–	0.2619	0.4550(5)	1.765(4)
	0.00155/0.031	0.0976	0.139190	0.877805	–	0.2623	0.4550(5)	1.765(4)
0.06	0.0072/0.018	0.1048	0.137582	0.8881	–	0.2238	0.4088(5)	1.798(5)
	0.0036/0.018	0.1052	0.137632	0.88788	–	0.2245	0.4065(5)	1.797(5)
	0.0025/0.018	0.1052	0.137667	0.88776	0.869	0.2249	0.4066(5)	1.797(5)
	0.0018/0.018	0.1052	0.137678	0.88764	0.869	0.2253	0.4066(5)	1.796(5)
0.045	0.0028/0.014	0.1143	0.136640	0.89511	0.8797	0.2013	0.3502(4)	1.818(8)

When matching the lattice regulator to $\overline{\text{MS}}$, the scale μ enters only via μa . We choose μa equal to the tree-level pole mass of the bottom quark, in lattice units, which is computed from the (dimensionless) quark-mass parameters of the lattice action. We need not, and do not, specify μ in physical units. In Sec. IX, however, we need to specify a scale to obtain several useful results and find $\mu = \overline{m}_b$, namely the $\overline{\text{MS}}$ mass, to be convenient. We do not distinguish between \overline{m}_b and the tree-level lattice pole mass, because the difference in the matching factor is of order α_s^2 .

For the strong coupling, we set $\alpha_s = \alpha_V(q^*)$, where α_V is the renormalized coupling in the V scheme [126] and q^* is a typical gluon loop momentum in the process [126, 130]. We use $q^* = 2/a$, the same choice made for heavy-light currents with the same actions and ensembles [97, 131, 132]. Other reasonable choices of q^* would lead to differences of order α_s^2 , which are incorporated into the functional form for the chiral-continuum extrapolation, described in Sec. VII. The values of $\alpha_V(q^*)$ are obtained as in Ref. [133] and are listed in Table IV.

We define the flavor-conserving quantities $Z_{V_{bb}^4}$ and $Z_{V_{ll}^4}$ nonperturbatively through the

standard charge-normalization conditions:

$$\langle B_s | B_s \rangle = Z_{V_{bb}^4} a^3 \sum_{\mathbf{x}} \langle B_s | \bar{\Psi} \gamma^4 \Psi(x) | B_s \rangle, \quad (5.12)$$

$$\langle D_l | D_l \rangle = Z_{V_{ll}^4} a^3 \sum_{\mathbf{x}} \langle D_l | \bar{\Upsilon}_l \gamma^4 \Upsilon_l(x) | D_l \rangle. \quad (5.13)$$

The factors $Z_{V_{bb}^4}$ and $Z_{V_{ll}^4}$ are computed from two- and three-point functions, as discussed in Ref. [101], on the ensembles used in this work. The results are listed in Table IV. We use the same light-light renormalization factor $Z_{V_{ll}^4}$ for all light valence-quark masses (on the same ensemble) because its dependence on m_q is very mild. At tree level, the product of these two factors is equal to $2u_0\tilde{\mathcal{C}}$ in Eq. (5.3), since it is simply the combined normalization of the lattice fields.

The mostly nonperturbative method trades some pieces that contribute to the one-loop renormalization with corresponding nonperturbative pieces. In particular, the heavy- and light-quark wavefunction renormalizations cancel at one loop in the difference in Eq. (5.8), and they are instead included nonperturbatively in the matching relation Eq. (5.6) via the factors $Z_{V_{bb}^4}$ and $Z_{V_{ll}^4}$. For operators O_1 , O_3 , and O_5 , the one-loop coefficients are generally smaller, but for O_2 and O_4 that is not the case. That said, the mNPR method is our preferred choice. In particular, on the finer lattices it works the best for $\langle \mathcal{O}_1 \rangle$, the matrix element with the strongest phenomenological motivation to achieve high precision.

VI. BOTTOM-QUARK MASS CORRECTION

As is customary with Wilson fermions, the Fermilab action uses the hopping parameter κ to parametrize the bare quark mass. We rely on the κ -tuning analysis discussed in detail in Ref. [97], which yielded the physical values for κ_b listed in Table V. In brief, low statistics runs were initially used to select the simulation values κ'_b that were subsequently used in the full-statistics runs. After production running, the physical values κ_b were obtained by requiring the simulation B_s -meson kinetic mass to match the PDG value.

Here, we describe how we correct the matrix elements *a posteriori* to account for the fact that they were not computed at the physical κ_b . We simulate all five operators at three values of κ'_b on the $a \approx 0.12$ fm, $am'_l/am'_s = 0.010/0.05$ ensemble. The three κ'_b values include the simulation value and two others chosen to straddle the physical value. We obtain the bare lattice matrix elements $\langle \mathcal{O}_i^q \rangle / M_{B_q}$ as described in Sec. IV C for each of the three κ'_b values, and at two values of the valence light-quark mass, $am_q = 0.01$ and 0.0349 , which correspond roughly to the B_d and B_s mesons. We then convert the matrix elements to r_1 units using the r_1/a values listed in Table I and match them to a continuum scheme via the mNPR method described in Sec. V. In the rest of the paper, we simply denote the renormalized lattice operators by \mathcal{O}_i , because their matrix elements differ from the continuum ones only by discretization and perturbative truncation errors that the systematic error estimate takes into account.

For each operator, we fit the data for $r_1^3 \langle \mathcal{O}_i^q \rangle / M_{B_q}$ using a function linear in the inverse tree-level kinetic quark mass, $1/(r_1 m_2)$, to obtain the slope

$$\mu_i^q \equiv \frac{\Delta(r_1^3 \langle \mathcal{O}_i^q \rangle / M_{B_q})}{\Delta(1/(r_1 m_2))}, \quad (6.1)$$

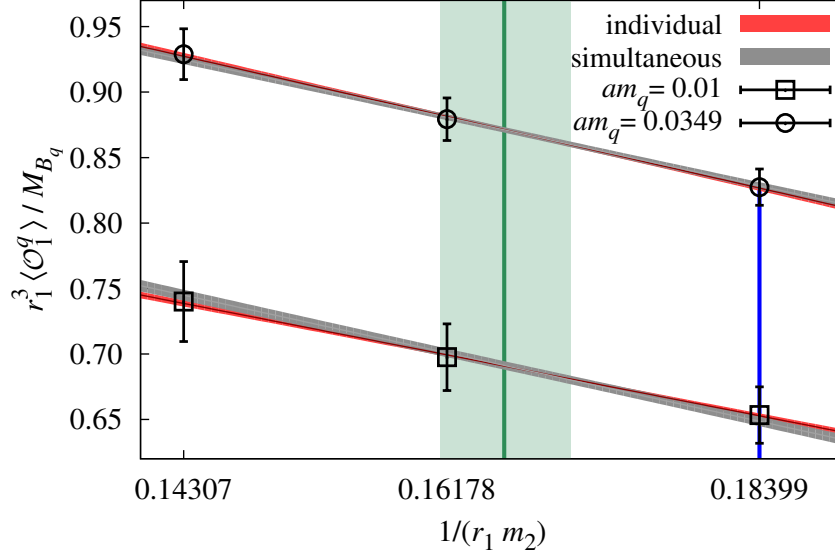


FIG. 10. The variation of $r_1^3 \langle \mathcal{O}_1^q \rangle / M_{B_q}$ with $1/(r_1 m_2)$. The blue vertical line indicates the simulated κ'_b . The solid green vertical line indicates the value of $1/(r_1 m_2)$ corresponding to the physical κ_b obtained in Ref. [97], while the filled band shows the error from statistics plus fitting systematics and the lattice-scale uncertainty. Results from both separate fits of the two valence-quark masses $am_q = 0.01, 0.0349$ (red lines) and a simultaneous fit with a common slope (gray bands) are shown.

with an accompanying uncertainty from the fit. This form is chosen because heavy-quark physics suggests a mild dependence on $1/m_Q$, which is identified with the inverse kinetic mass $1/m_2$ in the Fermilab interpretation. We try both separate fits for each set of valence light-quark data, and simultaneous fits to all data. Figure 10 shows these fits for $r_1^3 \langle \mathcal{O}_1^q \rangle / M_{B_q}$.

For all operators, we find the slopes to be independent of am_q . We therefore use am_q -independent slopes μ_i from the simultaneous fits to determine the κ_b -correction for all valence-quark masses and ensembles. The slopes μ_i for each of the five operators are given in Table VI.

On each ensemble, we calculate the differences in inverse kinetic masses, $\Delta(1/(r_1 m_2))$, from the difference between the simulated and tuned values of κ_b , incorporating the uncertainties in κ_b and r_1 , as listed in Table V. Finally, we obtain the needed corrections to the matrix elements from the product $\mu_i \times \Delta(1/(r_1 m_2))$. The corrections are small, with relative shifts on the matrix elements of a few percent or less on the $a \approx 0.09$ and 0.06 fm ensembles, and about 10% or less on the $a \approx 0.12$ and 0.045 fm ensembles, where the differences between the tuned and simulation κ values are largest.

The way we incorporate the b -quark mass corrections into the chiral-continuum fits is described in Sec. VII. Briefly, we include the shifts in the matrix elements as fit parameters constrained by priors with central values set to the calculated shift size and widths set to the computed errors. This approach allows us to propagate the uncertainties in our determinations of the slopes and in the physical values of κ_b directly into the chiral-continuum fit error.

TABLE V. Tuned κ_b values obtained in Ref. [97], and differences $\Delta(1/(r_1 m_2))$ between the simulated and physical inverse b -quark kinetic masses on each ensemble. For κ_b , the first error is from statistics and fitting, and the second is due to the uncertainty in r_1 . For $\Delta(1/(r_1 m_2))$ the error is the quadrature sum of the uncertainties in κ_b and in r_1 .

$\approx a$ (fm)	am'_l/am'_s	κ_b	$\Delta(1/(r_1 m_2))$
0.12	0.02/0.05	0.0879(9)(3)	-0.0221(50)
0.12	0.01/0.05	0.0868(9)(3)	-0.0181(49)
0.12	0.007/0.05	0.0868(9)(3)	-0.0181(49)
0.12	0.005/0.05	0.0868(9)(3)	-0.0181(49)
0.09	0.0124/0.031	0.0972(7)(3)	-0.0061(45)
0.09	0.0062/0.031	0.0967(7)(3)	-0.0073(45)
0.09	0.00465/0.031	0.0966(7)(3)	-0.0067(45)
0.09	0.0031/0.031	0.0965(7)(3)	-0.0067(45)
0.09	0.00155/0.031	0.0964(7)(3)	-0.0073(45)
0.06	0.0072/0.018	0.1054(5)(2)	0.0041(38)
0.06	0.0036/0.018	0.1052(5)(2)	0.0000(37)
0.06	0.0025/0.018	0.1051(5)(2)	-0.0007(37)
0.06	0.0018/0.018	0.1050(5)(2)	-0.0014(37)
0.045	0.0028/0.014	0.1116(3)(2)	-0.0251(30)

TABLE VI. Slopes μ_i defined in Eq. (6.1) for the B_q -mixing matrix elements renormalized in the continuum $\overline{\text{MS}}\text{-NDR-BBGLN}$ [67, 123] and $\overline{\text{MS}}\text{-NDR-BMU}$ [124] schemes, where the last acronym refers to the choice of evanescent operators. For each operator and scheme, the slope is obtained from a simultaneous fit to data with three κ'_b values and two light valence-quark masses on the $a \approx 0.12$ fm, $am'_l/am'_s = 0.01/0.05$ ensemble.

i	1		2		3		4		5	
			BMU	BBGLN	BMU	BBGLN				
μ_i	-2.35(11)	1.252(70)	1.288(70)	0.130(24)	0.115(24)	-2.74(27)	-1.86(18)			

VII. CHIRAL-CONTINUUM EXTRAPOLATION

We extrapolate the B_q -mixing matrix elements to the physical light-quark masses and the continuum limit using $\text{SU}(3)$, partially-quenched, heavy-meson, staggered chiral perturbation theory (HMrS χ PT) [134]. The HMrS χ PT expressions for B_q -mixing were derived in Ref. [55] by generalizing the continuum calculation of Ref. [56] to include the taste-symmetry-breaking effects of the staggered light quarks. References [55, 56] work to one loop in χ PT and use an effective Lagrangian for the B_q meson derived at leading order in $1/m_b$. As noted below, however, some effects of order $1/m_b$ are included in our chiral-continuum fit function, both explicitly and implicitly.

Every ensemble has a different lattice spacing, even those with the same nominal value (*i.e.*, the “ $\approx a$ ” listed in many tables). As explained in Sec. III, we multiply the matrix

elements by the appropriate power of r_1/a to bring them into dimensionless, but physical, units before performing the chiral-continuum extrapolation. The χ PT expressions require some external inputs, which we also bring into r_1 units with the value in Eq. (3.1).

Section VII A provides the expressions for the chiral fit function employed, both nonanalytic chiral logarithms and additional analytic terms, while Sec. VII B discusses specifics of the fixed inputs and priors used in the chiral fit. We will refer to this fit, which includes uncertainty contributions associated with the choice of fit function and inputs, as our *base* fit. The results of the base fit are given in Sec. VII C. Below, in Sec. VIII, we study the stability of our fit results under reasonable modifications to the fit function and input data, showing that the errors quoted for the base fit include the uncertainties due to truncating the chiral and heavy-quark expansions and encompass the range suggested by the other cross checks.

A. Chiral fit function

Schematically, the fit function for each matrix element takes the form

$$F_i = F_i^{\text{logs}} + F_i^{\text{analytic}} + F_i^{\text{HQ disc}} + F_i^{\alpha_s a^2 \text{ gen}} + F_i^\kappa + F_i^{\text{renorm}}, \quad (7.1)$$

in which the individual terms are functions of the heavy and light meson masses, the lattice spacing, and the low-energy constants (LECs) of HMrS χ PT. The first term denotes the expression for the one-loop HMrS χ PT chiral logarithms, which contains nonanalytic dependence on the light-quark masses and lattice spacing. The next term, F_i^{analytic} , represents analytic terms in the chiral expansion, namely, a polynomial in the light-quark masses and lattice spacing; this term is needed to cancel the scale dependence in F_i^{logs} . The remaining terms lie outside HMrS χ PT and parametrize other sources of systematic uncertainty. We account for heavy-quark discretization errors via $F_i^{\text{HQ disc}}$ and generic light-quark and gluon discretization errors of order $\alpha_s a^2$ via $F_i^{\alpha_s a^2 \text{ gen}}$. The next term F_i^κ accounts for the uncertainty in the adjustment of the matrix elements from their values at the simulated heavy-quark mass κ'_b to the physical κ_b . Finally, F_i^{renorm} models neglected higher-order contributions to the operator renormalization, including off-diagonal terms in Z_{ij} . Below, each of these terms is defined in detail.

1. Chiral logarithms

The complete NLO HMrS χ PT expressions for the chiral logarithms are given in Ref. [55]. For matrix element $\langle \mathcal{O}_1^q \rangle$,

$$F_1^{\text{logs}} = \beta_1 \left(1 + \frac{\mathcal{W}_{q\bar{b}} + \mathcal{W}_{b\bar{q}}}{2} + \mathcal{T}_q^{(1,2,3)} + \tilde{T}_q^{(1a)} + \mathcal{Q}_q^{(i)} + \tilde{Q}_q^{(1a)} \right) + (\beta_2 + \beta_3) \tilde{T}_q^{(1b)} + (\beta'_2 + \beta'_3) \tilde{Q}_q^{(1b)}. \quad (7.2)$$

For $\langle \mathcal{O}_{2,3}^q \rangle$,

$$F_i^{\text{logs}} = \beta_i \left(1 + \frac{\mathcal{W}_{q\bar{b}} + \mathcal{W}_{b\bar{q}}}{2} + \mathcal{T}_q^{(1,2,3)} + \tilde{T}_q^{(23a)} \right) + \beta'_i \left(\mathcal{Q}_q^{(i)} + \tilde{Q}_q^{(23a)} \right) + \beta_1 \tilde{T}_q^{(23b)} + \beta_j \tilde{T}_q^{(23c)} + \beta_1 \tilde{Q}_q^{(23b)} + \beta'_j \tilde{Q}_q^{(23c)} \quad (7.3)$$

where $i, j = 2, 3$ and $j \neq i$. Finally, for $\langle \mathcal{O}_{4,5}^q \rangle$,

$$F_i^{\text{logs}} = \beta_i \left(1 + \frac{\mathcal{W}_{q\bar{b}} + \mathcal{W}_{b\bar{q}}}{2} + \mathcal{T}_q^{(4,5)} + \tilde{T}_q^{(45a)} \right) + \beta'_i \left(\mathcal{Q}_q^{(i)} + \tilde{Q}_q^{(45a)} \right) + \beta_j \tilde{T}_q^{(45b)} + \beta'_j \tilde{Q}_q^{(45b)}, \quad (7.4)$$

where $i, j = 4, 5$ and, again, $j \neq i$. In Eqs. (7.2)–(7.4), the coefficients β_i and β'_i are the leading-order LECs for the matrix elements $\langle \bar{B} | \mathcal{O}_i | B \rangle$ and $\langle \bar{B}^* | \mathcal{O}_i | B^* \rangle$, respectively, and they are the same as in the χ PT description of continuum QCD [56]. The terms $\mathcal{W}_{q\bar{b}} = \mathcal{W}_{b\bar{q}}$, \mathcal{T}_q , and \mathcal{Q}_q are standard contributions [56] from wave-function renormalization, tadpole, and sunset diagrams, respectively. The terms \tilde{T}_q and \tilde{Q}_q stem from tadpole and sunset diagrams of the wrong-spin operators discussed in Sec. III. Our notation for the wrong-spin terms in Eqs. (7.2)–(7.4) separates the LECs from the loop-diagram functions differently from Ref. [55]; Appendix C contains a dictionary to translate. Note that two additional LECs enter the one-loop expressions: the tadpole functions are proportional to $1/f_\pi^2$, while the self-energy and sunset functions are proportional to $g_{B^*B\pi}^2/f_\pi^2$, where f_π is the pion decay constant and $g_{B^*B\pi}$ is the B^* - B - π coupling.

The chiral logarithms depend on the ratio of the light pseudoscalar meson masses to the χ PT renormalization scale Λ_χ . At nonzero lattice spacing, taste-symmetry breaking splits the squared masses $M_{ab,\xi}^2$ for mesons of different taste ξ :

$$M_{ab,\xi}^2 = B_0(m_a + m_b) + a^2 \Delta_\xi, \quad (7.5)$$

where m_a and m_b are the masses of constituents a and b , B_0 is the leading χ PT LEC, and $a^2 \Delta_\xi$ ($\xi = P, A, T, V, I$) denote taste splittings [111]. Taste violations also give rise to quark-disconnected hairpin diagrams at one loop in χ PT, whose contributions are suppressed by $\alpha_s^2 a^2$ [135]. The wrong-spin functions \tilde{T}_q and \tilde{Q}_q are also of order $\alpha_s^2 a^2$ after cancellations among several terms, each of which is of order unity.

We evaluate the loop-diagram functions with nonzero hyperfine and flavor splittings, $\Delta^* = M_{B^*} - M_B$ and $\delta_{sq} = M_{B_s} - M_{B_q}$, in the propagators, as in Ref. [101] for B_q -meson decay constants. We take the hyperfine splitting Δ^* to be independent of the light valence flavor q . We obtain the flavor splitting for arbitrary q from the physical δ_{sd} as follows. At lowest order in HMrS χ PT, the flavor splitting is proportional to the quark-mass difference:

$$\delta_{sq} \approx 2\lambda_1 B_0(m_s - m_q) \approx \lambda_1(M_{ss}^2 - M_{qq}^2), \quad (7.6)$$

where m and M are quark and meson masses, respectively. We then obtain the quantity λ_1 from setting q to d and taking δ_{sd} from the PDG [102]. The use of nonzero hyperfine and flavor splittings formally introduces contributions of order $1/m_b$.

Our matrix-element data, of course, include contributions to all orders in the chiral expansion and in $1/m_b$. We therefore choose not to impose heavy-quark spin-symmetry relations among the β_i and β'_i in order to allow the fit parameters to absorb the renormalization parts of higher-order corrections. Because our data are all generated with a close-to-physical b -quark, every parameter implicitly absorbs some $1/m_b$ dependence.

2. Analytic terms in the chiral expansion

The analytic terms

$$F_i^{\text{analytic}} = F_i^{\text{NLO}} + F_i^{\text{NNLO}} + F_i^{\text{N}^3\text{LO}} \quad (7.7)$$

are simple polynomials in the light-quark masses and lattice spacing. In practice, we use the dimensionless variables

$$x_q \equiv \frac{M_{qq}^2}{(8\pi^2 f_\pi^2)}, \quad (7.8)$$

and similarly for x_l and x_s , and

$$x_{\bar{\Delta}} \equiv \frac{a^2 \bar{\Delta}}{(8\pi^2 f_\pi^2)}, \quad (7.9)$$

where

$$\bar{\Delta} = \frac{1}{16} (\Delta_P + 4\Delta_A + 6\Delta_T + 4\Delta_V + \Delta_I) \quad (7.10)$$

is the taste-averaged splitting, and each Δ_ξ is the taste splitting defined via Eq. (7.5). The quantity $x_{\bar{\Delta}}$ is a convenient proxy for taste-breaking discretization effects. The NLO, next-to-next-to-leading order (NNLO), and next-to-next-to-next-to-leading order (N³LO) analytic expressions contain terms linear, quadratic, and cubic, respectively, in x_q , x_l , x_s , and $x_{\bar{\Delta}}$:

$$F_i^{\text{NLO}} = [c_0^i x_q + c_1^i (2x_l + x_s) + c_2^i x_{\bar{\Delta}}] \beta_i, \quad (7.11)$$

$$F_i^{\text{NNLO}} = [d_0^i x_q x_{\bar{\Delta}} + d_1^i (2x_l + x_s) x_{\bar{\Delta}} + d_2^i x_q (2x_l + x_s) + d_3^i x_q^2 + d_4^i (2x_l + x_s)^2 + d_5^i x_{\bar{\Delta}}^2 + d_6^i (2x_l^2 + x_s^2)] \beta_i, \quad (7.12)$$

$$F_i^{\text{N}^3\text{LO}} = [e_0^i x_q^2 x_{\bar{\Delta}} + e_1^i x_q (2x_l + x_s) x_{\bar{\Delta}} + e_2^i x_q x_{\bar{\Delta}}^2 + e_3^i x_q^2 (2x_l + x_s) + e_4^i x_q^3 + e_5^i x_q (2x_l + x_s)^2 + e_6^i (2x_l + x_s)^2 x_{\bar{\Delta}} + e_7^i (2x_l + x_s) x_{\bar{\Delta}}^2 + e_8^i (2x_l + x_s)^3 + e_9^i (2x_l + x_s) (2x_l^2 + x_s^2) + e_{10}^i x_{\bar{\Delta}}^3 + e_{11}^i (2x_l^2 + x_s^2) x_{\bar{\Delta}} + e_{12}^i (2x_l^3 + x_s^3) + e_{13}^i x_q (2x_l^2 + x_s^2)] \beta_i. \quad (7.13)$$

When these terms are expressed as polynomials in x_q , x_l , x_s , and $x_{\bar{\Delta}}$, the coefficients c_n , d_n , and e_n are expected to be of order 1. The N³LO analytic terms $F_i^{\text{N}^3\text{LO}}$ are not included in our base fit, but are added to study the effect of truncating the chiral expansion, as discussed in Sec. VIII A 4.

3. Heavy- and light-quark discretization terms

We add the term $F_i^{\text{HQ disc}}$ to account for discretization errors in the b -quark action and the four-quark operators. The HQET description of lattice gauge theory [106, 128, 136] gives for the leading terms

$$F_i^{\text{HQ disc}} = F_i^{\alpha_s a \text{ HQ}} + F_i^{a^2 \text{ HQ}} + F_i^{a^3 \text{ HQ}}, \quad (7.14)$$

where each term has a different dominant lattice-spacing dependence:

$$F_i^{\alpha_s a \text{ HQ}} = (r_1 \Lambda_{\text{HQ}})^3 (a \Lambda_{\text{HQ}}) [z_B^i f_B(m_0 a) + z_3^i f_3(m_0 a)], \quad (7.15)$$

$$F_i^{a^2 \text{ HQ}} = (r_1 \Lambda_{\text{HQ}})^3 (a \Lambda_{\text{HQ}})^2 [z_E^i f_E(m_0 a) + z_X^i f_X(m_0 a) + z_Y^i f_Y(m_0 a)], \quad (7.16)$$

$$F_i^{a^3 \text{ HQ}} = (r_1 \Lambda_{\text{HQ}})^3 (a \Lambda_{\text{HQ}})^3 z_2^i f_2(m_0 a). \quad (7.17)$$

The overall factors $(r_1\Lambda_{\text{HQ}})^3$ capture the typical size of the matrix elements $\langle\mathcal{O}_i^q\rangle/M_{B_q}$, the functions $f_a(m_0a)$ describe the difference between lattice and continuum QCD [137], and the fit parameters z_a^i and the powers of $a\Lambda_{\text{HQ}}$ model HQET matrix elements. The explicit forms of the “mismatch” functions $f_a(m_0a)$ are given, for example, in Appendix A of Ref. [101].

When studying the stability of our fit results in Sec. VIII A 5, we also consider the term

$$F_i^{\alpha_s a^2 \text{ gen}} = h_0^i \frac{\alpha_s a^2}{r_1^2} \beta_i \quad (7.18)$$

to account for generic discretization errors from the asqtad-improved staggered light-quark [75] and Symanzik-improved gluon [71] actions. We do not, however, include $F_i^{\alpha_s a^2 \text{ gen}}$ in our base fit. This term is similar to the term $c_2^i x_{\bar{\Delta}}$ in Eq. (7.11), which is proportional to $\alpha_s^2 a^2$ instead of $\alpha_s a^2$.

4. Renormalization and m_b correction

Before carrying out the chiral-continuum extrapolation, we renormalize the matrix elements with the mostly nonperturbative method described in Sec. V. Because the matching matrix ρ_{ij} in Eq. (5.6) is available only at one-loop order in perturbation theory, we incorporate renormalization effects of order α_s^2 and α_s^3 into the chiral-continuum fit by adding the terms

$$F_i^{\alpha_s^2 \text{ renorm}} = \alpha_s^2 \rho_{ij}^{[2]} \beta_j, \quad (7.19)$$

$$F_i^{\alpha_s^3 \text{ renorm}} = \alpha_s^3 \rho_{ij}^{[3]} \beta_j, \quad (7.20)$$

summing over j to incorporate higher-order perturbative mixing. The base fit allows $\rho_{ij}^{[2]}$ to float and sets $\rho_{ij}^{[3]} = 0$, but we also examine a fit with $\rho_{ij}^{[3]}$ floating. When we carry out the matching with tadpole-improved perturbation theory—as a further estimate of truncation effects—we only consider $F_i^{\alpha_s^2 \text{ renorm}}$.

Section VI describes how we determine the shift in the matrix elements between the simulated and physical b -quark mass. We apply this correction by adding the term

$$F_i^\kappa = \mu_i \Delta \left(\frac{1}{r_1 m_2} \right) \quad (7.21)$$

to our fit function. While this term represents a correction to the data, both factors carry uncertainty. We therefore find it convenient to introduce the slopes (for each i) and the shifts in $1/(r_1 m_2)$ (for each ensemble) as fit parameters with Gaussian priors.

B. Chiral fit inputs

In the base analysis used to obtain our final results, we fit all five matrix elements simultaneously because they share common parameters. Our base fit consists of the terms

$$F_i^{\text{base}} = F_i^{\text{logs}} + F_i^{\text{NLO}} + F_i^{\text{NNLO}} + F_i^{\alpha_s a \text{ HQ}} + F_i^{a^2 \text{ HQ}} + F_i^{a^3 \text{ HQ}} + F_i^\kappa + F_i^{\alpha_s^2 \text{ renorm}}, \quad (7.22)$$

and we require shared fit parameters to be equal for all five matrix elements. In the base fit, we employ the finite-volume expressions for the NLO logarithms, in which the one-loop integrals become discrete sums.

The parameters common to the expressions for all operators are f_π , $g_{B^*B\pi}^2$, Λ_χ , Δ^* , λ_1 , δ'_V , δ'_A in the chiral logarithms; the LECs β_i for $i=1-5$ and β'_j for $j=2-5$; and Λ_{HQ} . The parameters that are distinct for each operator are c_n , d_n , e_n , in the χ PT analytic terms; z_E , z_2 , z_B , z_3 , z_X , z_Y in the heavy-quark discretization terms; and h_0 in the generic light-quark and gluon discretization term. The indices of the higher-order renormalization parameters, $\rho_{ij}^{[2]}$ and $\rho_{ij}^{[3]}$, make their dependence on the operators explicit. The b -quark mass tuning term F_i^κ contains a slope μ_i for each operator and a difference $\Delta(1/(r_1 m_2))$ for each ensemble.

Every parameter is constrained with a Gaussian prior [117]. In Secs. VII B 1 and VII B 2, we explain the prior central values and widths used for each one. In addition, several inputs are fixed in our fits; we present their numerical values in Sec. VII B 3. When converting lattice quantities to r_1 units, we multiply by the appropriate power of r_1/a from Table I, but treat the associated uncertainty outside the chiral-continuum fit, as discussed in Sec. VIII B. On the other hand, when converting external, dimensionful quantities to r_1 units, we include the uncertainty in r_1 in Eq. (3.1) in the prior widths.

1. Loosely constrained fit parameters

The most important parameters in the chiral-continuum extrapolation are constrained only loosely, to provide stability.

From our previous calculation of the SU(3)-breaking ratio ξ with a smaller data sample [15], and from χ PT power-counting, we expect the LECs $r_1^3\beta_i$ to be of order 1. For the leading LECs β_i , we use priors $\beta_i = 1(1)$ for $i = 1, 3, 4, 5$ and $\beta_2 = -1(1)$. For the β'_i , which appear first at NLO, we use $\beta'_i = 0(1)$ for $i = 2, 3, 4, 5$ (there is no β'_1). Note that the prior widths on β_i are two order of magnitude larger than the statistical errors on matrix elements obtained from the correlator fits.

As discussed in Sec. VII A, the chiral analytic terms are written such that their coefficients c_n^i , d_n^i , and e_n^i are expected to be of order 1 or smaller. For all of these coefficients, we take the prior central value to be zero. For the NLO coefficients, we use a prior width of 10 because we expect them to be well-determined by the data. For the NNLO and N³LO coefficients, we use a width of 1, guided by χ PT power-counting.

We take $h_0^i = 0(1)$ in the generic light-quark and gluon discretization term $F_i^{\alpha_s a^2 \text{ gen}}$. The priors for the heavy-quark discretization terms are chosen as follows [101]. By HQET power counting, we expect each parameter z_a^i to be of order unity. Because we do not *a priori* know the signs, we take 0 for every prior central value. To choose the prior widths, we start by noting that each mismatch function is associated with a higher-dimension operator in HQET, although some operators share the same mismatch function. The width of each prior is chosen so that the width-squared equals the number of terms sharing the same mismatch function. Thus, the priors are 0(2) for z_2^i , z_B^i , z_Y^i and 0($\sqrt{8}$) for z_E^i , z_X^i , for all $i = 1-5$. The four-fermion operators are subject to several dimension-seven corrections, denoted P_j in Eq. (5.1). When the two Dirac matrices are the same, as they are for $i = 1, 2, 3$, there are five distinct P_j ; when they are not, as for $i = 4, 5$, there are ten [106, 125]. Therefore, we take $z_3^i = 0(\sqrt{5})$, $i = 1, 2, 3$, and $z_3^i = 0(\sqrt{10})$, $i = 4, 5$.

For the unknown perturbative coefficients $\rho_{ij}^{[2]}$, we use priors 0(1). When terms of order α_s^3

are included, we again take priors $\rho_{ij}^{[3]} = 0(1)$.

2. Constrained fit parameters

Other inputs to the chiral-continuum extrapolation are taken from experiment or from other lattice-QCD calculations. In each case, the prior central value and width are precisely those suggested by the external information.

In heavy-meson χ PT, the NLO chiral logarithms are multiplied by the pion decay constant f_π and the $B^*-B-\pi$ coupling $g_{B^*B\pi}$. Because the value of r_1 used in this paper is set from the PDG value of f_{π^\pm} , we take

$$r_1 f_{\pi^\pm} = 0.2060(15), \quad (7.23)$$

from the χ PT analysis of light pseudoscalar mesons [103]. For $g_{B^*B\pi}$, we use unquenched lattice-QCD calculations [138–141], taking

$$g_{B^*B\pi} = 0.45(8), \quad (7.24)$$

with an error covering the spread among the different results.

To choose a value for Δ^* , we could consider the hyperfine splitting in the B^0 system, the B_s system, or our lattice-QCD data. We showed earlier [96] that the asqtad ensembles reproduce the measured $B_s^*-B_s$ hyperfine splitting, within lattice-QCD uncertainties. The experimental average for the hyperfine splitting for the B^0 system is more accurate than that for the B_s system, although they are close to each other. Therefore, we choose the B^0 system, for which $\Delta^* = 45.78(35)$ MeV [102], or

$$r_1 \Delta^* = 0.07231(75), \quad (7.25)$$

including the error on r_1 .

The experimental value for the flavor splitting is $\delta_{sd} = M_{B_s} - M_{B_d} = 87.19(29)$ MeV [102]. Plugging this number with $M_{\pi^0} = 134.9766(6)$ MeV [102] and $M_{\eta_s} = 685.8(4.0)$ MeV [104] into Eq. (7.6) gives $\lambda_1 = 0.1929(35)$ GeV⁻¹, or

$$\lambda_1/r_1 = 0.1221(18) \quad (7.26)$$

for the parameter that appears in the chiral fit function.

We take the hairpin parameters on the $a \approx 0.12$ fm lattices to be $r_1^2 a^2 \delta'_A = -0.28(6)$ and $r_1^2 a^2 \delta'_V = 0.00(7)$ from chiral fits to light pseudoscalar-meson masses and decay constants on a subset of the MILC asqtad ensembles [142]. Because the hairpin contributions arise from taste-symmetry breaking, they are expected to scale with the lattice spacing in the same way as the taste splittings Δ_ξ . Thus, to obtain values for the hairpin parameters at other lattice spacings, we scale them by the ratio of the weighted average of the taste splitting, Eq. (7.10), between the coarse and target lattice spacings.

The priors for the slopes μ_i and mass differences $\Delta(1/(r_1 m_2))$ in F_i^κ are taken from the central values and errors obtained in the κ -tuning analysis given in Tables V and VI of Sec. VI.

TABLE VII. Taste splittings and the leading-order LEC B_0 used in this work [97]. The second through fifth columns show the taste splittings for the taste axial-vector, tensor, vector, and scalar mesons, respectively. The parameters $r_1^2 a^2 \Delta_\xi$ and B_0 enter the tree-level expression for the squared pseudoscalar meson mass, Eq. (7.5).

$\approx a$ (fm)	$r_1^2 a^2 \Delta_A$	$r_1^2 a^2 \Delta_T$	$r_1^2 a^2 \Delta_V$	$r_1^2 a^2 \Delta_I$	$r_1 B_0$
0.12	0.2270	0.3661	0.4803	0.6008	6.832
0.09	0.0747	0.1238	0.1593	0.2207	6.639
0.06	0.0263	0.0430	0.0574	0.0704	6.487
0.045	0.0104	0.0170	0.0227	0.0278	6.417

3. Fixed inputs

In our fits, we fixed the values of the leading-order, light-meson χ PT LECs Δ_ξ ($\xi = A, T, V, I$) and B_0 in Eq. (7.5) because they can be obtained from the light pseudoscalar-meson spectrum with uncertainties negligible for the present purpose. The results from simple, linear fits in the valence-quark mass are given in Table VII.

We fix the two effective-field-theory cutoff scales, Λ_{HQ} and Λ_χ , in the fits. We use $\Lambda_{\text{HQ}} = 800$ MeV, based on studying the lattice-spacing dependence of matrix elements shifted to common light-quark masses via the chiral-continuum fit, and have explicitly checked that our fit results are insensitive to reasonable changes to its value. At a fixed order in χ PT, the chiral expression is independent of the scale Λ_χ that enters the chiral logarithms. We use $\Lambda_\chi = 1$ GeV and have verified that the fit results change by less than one tenth of the fit error for $\Lambda_\chi = 0.5$ and 0.75 GeV.

Finally, we fix the relative scales on each ensemble, r_1/a , to the values listed in Table I in our base fit. In Sec. VIII, we discuss how we estimate the error from r_1/a , which we add to the fit error *a posteriori*.

C. Chiral fit results

Using the fit function in Eq. (7.22) and the inputs summarized in the previous section, we construct an augmented χ^2 function,

$$\chi_{\text{aug}}^2 = \sum_{\alpha, \beta} [F^{\text{base}} - Z\langle O \rangle / M_B]_\alpha (\sigma^2)_{\alpha\beta}^{-1} [F^{\text{base}} - Z\langle O \rangle / M_B]_\beta + \sum_m \frac{(P_m - \tilde{P}_m)^2}{\tilde{\sigma}_m^2} \quad (7.27)$$

where the multi-indices α and β run over all data for all (renormalized) operators, ensembles, and valence quark masses, and the P_m run over all fit parameters discussed above. The data covariance $\sigma_{\alpha\beta}^2$ is obtained from the bootstrap of the matrix elements, and the priors $\tilde{P}_m(\tilde{\sigma}_m)$ have been explained above. After finding the parameter set that minimizes χ_{aug}^2 , we extrapolate the renormalized matrix elements to the physical point by setting the light-quark masses to those in Table VIII and the lattice spacing to zero. This procedure is repeated for alternative fits by modifying the fit function F^{base} in Eq. (7.27). Figure 11 shows our base-fit results for each matrix element vs the squared meson mass $M_{qq}^2 = 2B_0 m_q$, which is proportional to the light valence-quark mass. We obtain a correlated $\chi_{\text{aug}}^2/\text{dof} = 134.9/510$.

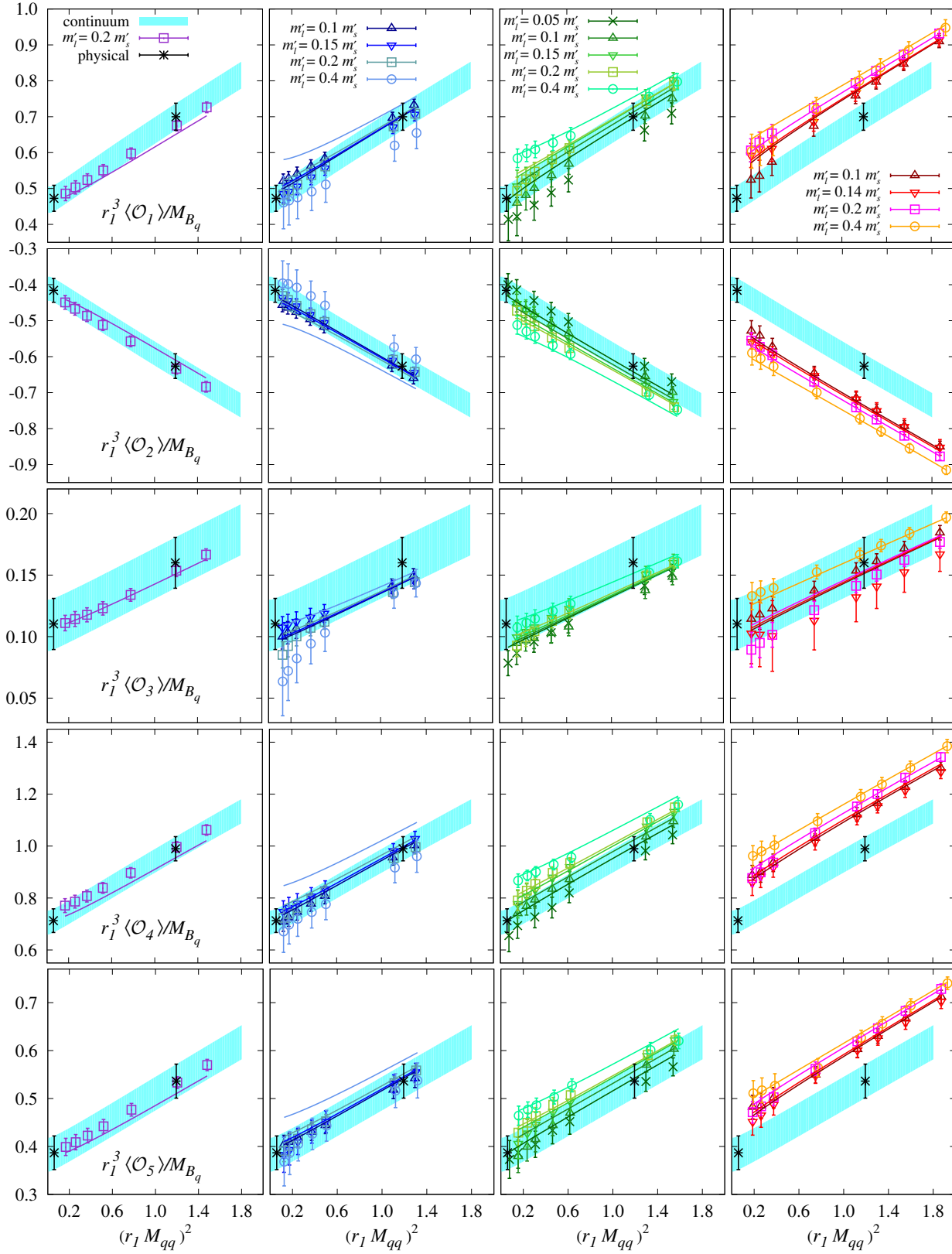


FIG. 11. (color online) Chiral-continuum extrapolation of the B_q -mixing matrix elements from a combined fit to all data. From top-to-bottom: results for operators $\langle \mathcal{O}_1^q \rangle - \langle \mathcal{O}_5^q \rangle$. From left-to-right: results on lattice spacings $a \approx 0.045\text{--}0.12$ fm. The correlated $\chi_{\text{aug}}^2/\text{dof} = 134.9/510$.

TABLE VIII. Physical, renormalized, light-quark masses and the meson mass LEC in r_1 units [97]. Errors on the quark masses include statistics and the systematic uncertainties from the chiral-continuum extrapolation and the uncertainty on the physical scale r_1 ; other sources of uncertainty are negligible. The value of m_u is used only for the estimate of isospin-breaking errors in Sec. VIII B 4. The continuum $r_1 B_0$ quoted here is 11% smaller than an incorrect value given in Table VIII of Ref. [97]. (Reference [97] handled $r_1 B_0$ in a way that avoided any significant impact on the final result for $B \rightarrow D^* \ell \nu$.)

$r_1 m_d \times 10^3$	$r_1 m_s \times 10^3$	$r_1 \hat{m} \times 10^3$	$r_1 m_u \times 10^3$	$r_1 B_0$
4.94(19)	99.2(3.0)	3.61(12)	2.284(97)	6.015

VIII. SYSTEMATIC ERROR BUDGET

We now consider all sources of uncertainty in our results and estimate their contributions to the total error. As discussed in the previous section, we perform a combined extrapolation to the physical light-quark mass and the continuum limit to extract the physical matrix elements from our lattice data. The chiral-continuum fit function of Eq. (7.22), used for our base fit, includes higher-order terms constrained with Gaussian priors. In Sec. VIII A we discuss systematic error contributions that are included in the chiral-continuum fit error, and the extensive tests we perform to check for residual truncation effects. Next, in Sec. VIII B, we discuss the remaining contributions that are added to the chiral-continuum fit error *a posteriori*, with the exception of the error due to omitting charm sea quarks, which is considered separately in Sec. VIII C. We also comment on the effect of correlations between the data, and compare the results of fits using various subsets of data. Last, in Sec. VIII D, we summarize the sources of uncertainty considered and provide comprehensive error budgets for the matrix elements and ξ .

In Secs. VIII A and VIII B, we study the stability of our fit results and their relative goodness-of-fit, respectively, against reasonable variations of the fit function, input parameters and prior widths, and data included. We show stability plots only for the matrix elements $\langle \mathcal{O}_1^q \rangle$ and $\langle \mathcal{O}_4^q \rangle$ ($q = s, d$), and for the ratio ξ ; these plots are representative of the behavior observed for all matrix elements and ratios. We evaluate the relative fit quality using the augmented χ_{aug}^2 defined in Eq. (B3), which includes contributions from the prior constraints on the fit parameters, and counts the number of prior constraints as additional data points when computing the degrees of freedom.

All of the fit variations used to test stability and estimate remaining systematic uncertainties employ the infinite-volume expressions for the chiral logarithms. As discussed in Sec. VIII B 1, we find that finite-volume errors are negligible, which allows us to repeat the additional fits much more quickly without changing the conclusions about the errors.

A. Errors encompassed by the base chiral-continuum fit

As described in Sec. VII B 2, we use Gaussian priors to constrain the fit parameters and most of the external inputs in our chiral-continuum fit. This allows for the uncertainties in the input parameters to be automatically included in the total fit error of the resulting matrix elements. Further, it enables the inclusion of higher-order terms in the chiral and heavy-quark expansions such that the fit error incorporates possible truncation errors. We

track the error contributions of each data point and prior via the dependence of the best-fit parameters on each piece of information, including correlations among them, following the approach described in Appendix A of Ref. [143]. The statistical error is given by the quadrature sum of the errors from all data points. This procedure allows us to separate the total fit error (σ_{fit}) into approximate sub-errors. The sub-errors give a useful picture of the most (and least) important sources of uncertainty in the matrix elements and ξ , but are not used in our final error budgets. Here we discuss the results of this estimated breakdown and also the fit variations that we perform to test the robustness of our error estimate. The stability of the central values and errors of our results under these fit variations, illustrated in Figs. 12–13, indicates that the corresponding uncertainties are indeed encompassed by the base-fit error.

Table IX shows for each matrix element the approximate breakdown of the total fit error into the sub-errors. The first column shows the statistical error, which gives the largest contribution to the total fit error for all quantities listed.

1. Parametric inputs

The “inputs” column of the error budget in Table IX shows the uncertainty contributions from all parametric inputs that are constrained by Gaussian priors. It includes the parameters f_π , $g_{B^*B\pi}^2$, Δ^* , λ_1 , δ'_V , δ'_A that appear in the chiral logarithms, Eqs. (7.2)–(7.4). It also includes the error on the physical d - and s -quark masses that are used in the chiral extrapolation (interpolation) of the matrix elements. The pion taste splittings Δ_ξ , and the tree-level LEC B_0 are fixed; their errors are negligibly small and not included.

Although the error on the parameter f_π is already included in our fit, one can study the dependence of our fit result on reasonable variations to the decay constant, which provides one measure of the uncertainty due to truncating the chiral expansion. For the base fit, we use the PDG value given in Eq. (7.23). To test the dependence of our result on reasonable variations of the decay constant, we perform a fit in which the decay constant is set to the PDG value $f_{K^\pm} = (156.2 \pm 0.2 \pm 0.6 \pm 0.3)$ MeV [102], or

$$r_1 f_{K^\pm} = 0.2467(21). \quad (8.1)$$

The result of this fit is labeled “ f_K vs. f_π ” in Figs. 12–13. The largest observed change in central value is for the SU(3)-breaking ratio ξ , which is still less than a half of σ_{fit} .

2. Bottom-quark mass uncertainty

Section VI describes how we adjust the matrix elements calculated at the simulated b -quark masses to the physical value. The uncertainty in this adjustment is included via priors on the difference between the simulated and tuned kinetic mass, $\Delta(1/(r_1 m_2))$, and on the slope, μ_i . The resulting error is given in the column labeled “ κ tuning” in Table IX.

3. Renormalization and matching uncertainty

The results of the base fit are obtained with matrix elements that are renormalized with the mNPR expression in Eq. (5.6) where the ρ_{ij} are calculated at one-loop order in perturbation theory as in Eq. (5.8). We take mNPR as our preferred approach because it includes

all-orders and nonperturbative contributions from wave-function renormalization that are omitted with tadpole-improved perturbation theory. The chiral-continuum fit function for the base fit includes the generic terms of order α_s^2 in Eq. (7.19), where the unknown higher-order coefficients $\rho_{ij}^{[2]}$ are constrained with Gaussian priors. The contribution to the error on each matrix element and ξ from these terms is shown in the column labeled “matching” in Table IX.

We consider a number of fit variations to investigate the robustness of our error estimate and to test for residual effects of truncating the perturbative expansion in α_s . First, we study the change in the matrix elements that results from varying the scale q^* at which the strong coupling is evaluated in the range $1/a-3/a$, finding differences that are commensurate with the estimated matching errors in Table IX. Second, we remove the $O(\alpha_s^2)$ terms in Eq. (7.19) from the base fit function. Third, we include higher order corrections through $O(\alpha_s^3)$, adding the terms in Eq. (7.20) to the base fit function. These two previous fits are labeled “mNPR” and “mNPR + α_s^3 ”, respectively, in Figs. 12–13. The changes in central values and error bars are negligibly small. Last, we perform two fits using the same fit function as for the base fit, but renormalize the matrix elements using tadpole-improved, one-loop perturbation theory taking two different definitions of u_0 in Eq. (5.3): the fourth root of the average plaquette and the average link in Landau gauge. These final fits are labeled “PT_P + α_s^2 ” and “PT_L + α_s^2 ”, respectively, in Figs. 12–13. Here we see more significant changes in the central values that are still within two σ_{fit} . Notably, however, the variations between the “PT_P + α_s^2 ” and “PT_L + α_s^2 ” results indicate a systematic uncertainty associated with the choice of tadpole-improvement factor, bolstering our view that mNPR should be more reliable. Moreover, the stability of the mNPR results when adding terms of order α_s^2 and α_s^3 suggests that the errors on the renormalized matrix elements properly include the uncertainty from residual perturbative truncation effects.

4. Truncation of the chiral and heavy-meson expansions

We estimate the error due to the truncation of the chiral expansion from the contributions of the leading-order χ PT coefficients $\{\beta_i, \beta'_i\}$ and the LECs $\{c_n, d_n\}$ of all analytic terms that do not depend on the lattice spacing. This error is shown in the column labeled “chiral” in Table IX. We also investigate the size of residual truncation effects in both the chiral and the heavy-meson expansions through fit variations with fewer or additional terms; these are described below.

As discussed in Section VII B, the chiral-continuum base fit includes all NLO and NNLO analytic terms of the chiral expansion. To test the robustness of our error estimate and check for the size of residual truncation effects, we consider two separate fit variations, the first including only NLO analytic terms, and the second including all analytic terms through N³LO. In the first case, where we omit the NNLO analytic terms, we also exclude the heaviest data points with $r_1 m_q \gtrsim 0.65 r_1 m_s$, since they are above the expected range of validity of NLO χ PT. The results of this fit are labeled “NLO ($m_q < 0.65 m_s$)” in Figs. 12–13. We observe only small changes to the results, but a relatively large change in the $\chi_{\text{aug}}^2/\text{dof}$ due to the substantial alteration of both data set and fit function. The second case, where we include the complete set of N³LO analytic terms, yields the fit results that are labeled “N³LO” in Figs. 12–13. We observe negligible changes in both the central value and error bars. Comparing the result of the base fit with NNLO analytic terms to those from the fit variations with only NLO analytic terms and with analytic terms through N³LO, we

conclude that our base fit correctly accounts for the error due to the truncation of the chiral expansion, and that residual truncation effects are negligibly small.

Finally, we study the impact on our fit of our choices for prior widths on the χ PT LECs, which are based on power-counting expectations. We perform three different fits in which we separately widen the priors by a factor of two on (1) the LO (β_i and β'_i) parameters; (2) the NLO LECs (c_n); or (3) the NNLO LECs (d_n). These fits are labeled “LO $\times 2$ ”, “NLO $\times 2$ ”, and “NNLO $\times 2$ ”, respectively in Figs. 12–13. For all variations, we observe negligible changes with respect to the base fit. This confirms that our prior widths on the LECs are not unduly affecting our base-fit results.

As discussed in Section VII A 1, we include in our base fit hyperfine- and flavor- splitting effects in the heavy-light mesons that appear in the χ PT loop integrals, which are the leading corrections in the $1/M_B$ expansion. To test for heavy-meson truncation effects, we set both splittings to zero. The result of this fit is labeled “no splitting” in Figs. 12–13. For this fit variation we see small-to-negligible changes in the matrix element results and in ξ . Because the effects of the leading $1/M_B$ corrections included in the base fit are already so small, we conclude that residual heavy-meson truncation effects are negligible.

5. Light-quark discretization errors

Using the same procedure as for the “chiral” error, we estimate the uncertainty associated with light-quark discretization effects from the contributions of the χ PT LECs $\{c_n, d_n\}$ of all analytic terms that depend on the lattice spacing. This error is shown in the column labeled “LQ disc” in Table IX.

The base chiral-continuum fit function incorporates taste-symmetry breaking effects in the chiral logarithms, plus the corresponding taste-breaking analytic terms needed to maintain independence on the chiral scale. The base fit does not however, include a separate analytic term for generic discretization contributions from the light-quark and gluon actions. The results from a fit in which the generic discretization term $F_i^{\alpha_s a^2 \text{ gen}}$ [defined in Eq. (7.18)] is added to the base fit are labeled “generic $O(\alpha_s a^2)$ ” in Figs. 12–13. We observe negligibly small changes in the central values and errors for the fitted matrix elements and for ξ , and no discernible change in the $\chi_{\text{aug}}^2/\text{dof}$. This indicates that the analytic terms already included in the base-fit function are sufficient to describe the lattice-spacing dependence of the data, and that the base-fit error properly accounts for the contribution from light-quark discretization effects.

6. Heavy-quark discretization errors

We include six terms of order $\alpha_s a$, a^2 , and a^3 in our base chiral-continuum fit to account for discretization effects from the heavy-quark action and four-quark operators. As in the previous sections, we estimate the error due to heavy-quark discretization effects from the contributions of the coefficients of these terms. This error is shown in the column labeled “HQ disc” in Table IX.

To test for residual heavy-quark discretization effects, we also perform alternate fits including fewer heavy-quark discretization terms. The results of these fits are shown in Figs. 12–13. Our first fit variation includes only the two $O(\alpha_s a)$ terms. The results, which are labeled “HQ $O(\alpha_s a)$ – only” show only small deviations from the base fit. For some

TABLE IX. Breakdown of the chiral-continuum fit error. The labels and estimation procedure are described in the text. Entries are in percent.

	statistics	inputs	κ tuning	matching	chiral	LQ disc	HQ disc	fit total
$\langle \mathcal{O}_1^d \rangle$	4.2	0.4	2.1	3.2	2.3	0.6	4.6	7.7
$\langle \mathcal{O}_2^d \rangle$	4.6	0.3	1.1	3.7	2.6	0.6	4.6	8.0
$\langle \mathcal{O}_3^d \rangle$	8.7	0.2	2.1	12.6	4.8	1.2	9.9	19.0
$\langle \mathcal{O}_4^d \rangle$	3.7	0.4	1.7	2.2	1.9	0.5	3.9	6.4
$\langle \mathcal{O}_5^d \rangle$	4.7	0.5	2.5	4.7	2.7	0.8	4.9	9.1
$\langle \mathcal{O}_1^s \rangle$	2.9	0.4	1.5	2.1	1.6	0.4	3.2	5.4
$\langle \mathcal{O}_2^s \rangle$	3.1	0.3	0.8	2.5	1.6	0.4	3.1	5.5
$\langle \mathcal{O}_3^s \rangle$	5.9	0.3	1.4	8.6	3.0	0.7	6.9	13.0
$\langle \mathcal{O}_4^s \rangle$	2.7	0.4	1.2	1.6	1.3	0.3	2.9	4.8
$\langle \mathcal{O}_5^s \rangle$	3.4	0.4	1.8	3.4	1.9	0.5	3.6	6.7
ξ	0.8	0.4	0.3	0.5	0.4	0.1	0.7	1.4

matrix elements, the resulting errors are slightly smaller than for the base fit, indicating that additional terms are needed to saturate the error. Our second fit variation includes the two $O(\alpha_s a)$ terms and the three at $O(a^2)$. Differences between the results of this fit, which are labeled “HQ $O(\alpha_s a, a^2)$ – only”, and the base fit are imperceptible. Although including heavy-quark terms through $O(\alpha_s a, a^2)$ already saturates the error from heavy-quark discretization effects, we include a sixth term of $O(a^3)$ in the base fit because it appears formally at the same order in the heavy-quark expansion as the other five.

The heavy-quark discretization terms depend upon a cut-off scale Λ_{HQ} , which is fixed in the chiral-continuum fit. Reasonable variations in this parameter are absorbed by changes in the fitted coefficients and therefore do not affect our results.

B. Errors considered after the base chiral-continuum fit

For some sources of uncertainty, we estimate the error contributions to the matrix elements and ξ after the chiral-continuum extrapolation. To do so, we perform additional fits and compare the results to that of the base fit. This includes the errors from the relative scale r_1/a and finite-volume effects. Further, although we include the indirect contributions of the error from the physical scale r_1 through its effects on physical input parameters in the chiral-continuum fit, here we consider its impact on the final conversion of the matrix elements from r_1 units to GeV. The error contributions from these uncertainty sources are listed in Table XI and our methodology for their estimation is described below. We add these errors to the fit error *a posteriori* to obtain the “Total” error in Table XI.

1. Finite-volume effects

Our base fit employs the finite-volume expressions for the NLO chiral logarithms [55], which are sums over the discrete momenta allowed with periodic boundary conditions. We estimate the error due to omitted higher-order finite-volume corrections by performing a

second fit using the infinite-volume NLO chiral logarithms. We take half the shift in the central value between the base fit and the infinite-volume fit as an estimate of the finite-volume error. We expect this difference between NLO fits to be a conservative estimate of the finite-volume error, since the omitted finite-volume corrections are in fact of NNLO. The finite-volume error is listed in the “FV” column of Table XI, and is negligible when added in quadrature to the fit error.

2. Relative scale r_1/a

We use the relative lattice spacings r_1/a from Table I to convert our data from lattice units to r_1 units before adjusting for the b -quark mass and performing the chiral-continuum fit. We must then account for the uncertainties in the r_1/a values in our total error budgets for the matrix elements and ξ .

We have considered including the values of r_1/a as constrained parameters in the chiral-continuum fit in order to incorporate their uncertainties and correlations into the fit error. When we do so, we find that a fit that includes the errors on r_1/a and their correlations (via Gaussian priors) returns fitted r_1/a values on some ensembles outside of their prior constraints. We therefore fix the values of r_1/a in our base fit to prevent the matrix-element data, which have much larger statistical errors than those for the heavy-quark potential, from significantly changing the relative lattice spacings. We take the increases in the errors on the matrix elements and ξ from the fit in which we constrain the r_1/a values with Gaussian priors as the errors due to r_1/a uncertainties. To separate this error, we subtract in quadrature the base-fit error from the constrained- r_1/a -fit error. The resulting error estimate is shown in the column labeled “ r_1/a ” in Table XI.

3. Absolute scale (r_1) uncertainty

We take the values for input meson masses and the pion decay constant in our chiral-continuum fit from the PDG. We constrain each of these parameters with Gaussian priors, and include the error from the conversion from GeV to r_1 units by adding the 0.7% error on the physical value of r_1 [Eq. (3.1)] to the PDG error to obtain the prior width. Similarly, the quark masses, which are also input parameters to the chiral-continuum fit function, are determined from experimentally measured meson masses, and are therefore also affected by the uncertainty in Eq. (3.1). As discussed in Sec. VIII A 1, all of the indirect effects of the r_1 uncertainty on the error on the matrix elements and ξ from the physical input parameters are already included in the chiral-continuum fit error.

After our chiral-continuum fit, however, we must still convert our final results for the matrix elements from r_1 units to GeV. This introduces an additional error due to the uncertainty in the physical value of r_1 which is listed in the column “ r_1 ” of Table XI. Note that this direct “ r_1 ” error does not enter dimensionless quantities such as the bag parameters and the ratios of matrix elements.

4. Isospin breaking and electromagnetism

We now consider the systematic effects on the mixing matrix elements and ξ due to $m_u \neq m_d$. With our partially quenched analysis we can vary the valence- and sea-quark masses

independently. We obtain the physical B_d - and B_s -meson mixing matrix elements after the chiral-continuum fit by fixing the valence-quark masses to m_d and m_s given in Table VIII, and fixing the light sea-quark mass to the average up-down quark mass $\hat{m} = (m_u + m_d)/2$. This accounts for the dominant isospin-breaking effects from the valence sector. Because the light sea-quark masses are degenerate in all our ensembles, however, the effects of isospin breaking in the sea are a source of systematic error in our calculation.

In order to estimate the error introduced by neglecting isospin-breaking effects in the sea we consider the dependence of the chiral-continuum fit function on the light sea-quark masses. Because the expressions for the B_q -mixing matrix elements are symmetric under the interchange $m_u^{\text{sea}} \leftrightarrow m_d^{\text{sea}}$, the leading contributions from isospin-breaking in the sea sector are of $\mathcal{O}((m_d^{\text{sea}} - m_u^{\text{sea}})^2)$, and are similar in size to NNLO terms in the chiral expansion. In practice, isospin-breaking errors arise from two types of terms in the chiral-continuum fit function: logarithms containing mixed valence-sea mesons, and analytic terms containing the sum of the squares of sea-quark masses. We estimate the numerical size of the errors in the matrix elements to be $(x_d - x_u)^2 \sim 0.01\%$, where x_q is the dimensionless χ PT expansion parameter defined in Eq. (7.8), and we have taken the coefficient to be unity based on power-counting expectations. Isospin-breaking errors in the ratio ξ are expected to be further suppressed by the SU(3)-breaking factor $(m_s - m_d)/\Lambda_{\text{QCD}} \sim 1/5$. The error introduced by neglecting isospin breaking in the sea sector is negligible compared with the other sources of uncertainty discussed above, so it is not shown in Table XI.

The MILC asqtad gauge-field ensembles employed in this work do not include electromagnetism. This introduces errors of order α_{EM} from the omission of one-loop diagrams such as those with a photon connecting the valence b and $d(s)$ quarks, or a photon connecting one valence quark to a sea-quark loop.¹ We estimate the numerical size of the omitted electromagnetic contributions to the matrix elements to be $\alpha_{\text{EM}}/\pi \sim 0.2\%$, where we include a loop-suppression factor of π in the denominator. This is consistent with the size of the electromagnetic contribution to the proton-neutron mass difference, which has been found to be 2–3 MeV in QCD+QED simulations [144, 145]. Again, errors in the SU(3)-breaking ratio ξ are yet smaller. The error from omitting electromagnetism is shown in the “EM” column in Table XI.

Other recent dynamical lattice-QCD calculations of the B_d -mixing matrix elements [13, 16, 17] do not account for isospin breaking, which is currently a subleading source of error compared to other uncertainties. It is interesting, however, to estimate the size of the omitted valence isospin-breaking corrections to these results with our data. We do so by taking the difference between the matrix elements evaluated with the correct valence-quark mass and those with the valence-quark mass fixed to the isospin average, *i.e.*:

$$\delta_i^{\text{isospin}} \equiv \frac{\langle \mathcal{O}_i^d \rangle - \langle \mathcal{O}_i^{ud} \rangle}{\langle \mathcal{O}_i^{ud} \rangle}, \quad (8.2)$$

with the sea-quark mass set to the average light-quark mass in both. Table X gives the valence isospin-breaking corrections for all five matrix elements $i=1-5$ and also for the ratio ξ . The corrections to the matrix elements are positive, and are about a half a percent. They can in principle be used to adjust lattice results for B_d -mixing matrix elements from isospin-symmetric full-QCD simulations, although in practice this is not yet necessary since the isospin-breaking shifts are much smaller than the total errors currently quoted. Nevertheless,

¹ In ΔM_q , further EM corrections stem from adding photons to the box diagrams.

TABLE X. Valence isospin-breaking corrections defined in Eq. (8.2) for the B_d -mixing matrix elements and ξ .

i	1	2	3	4	5	ξ
$\delta_i^{\text{isospin}}$ (%)	0.51(11)	0.56(12)	0.49(15)	0.423(93)	0.409(99)	-0.257(56)

they indicate that the inclusion of valence isospin breaking will be important once the errors on the B -mixing matrix elements reach the few percent level.

Further, because the matrix elements $\langle \mathcal{O}_i^d \rangle$ are proportional to the square of the B_d -meson decay constant, the valence isospin-breaking corrections in Table X can provide a very rough guide as to the size of the analogous shifts that might be expected for f_{B_d} . If one assumes that valence isospin breaking is negligible in the bag parameters and takes the entire correction to the matrix elements to be from $f_{B_d}^2$, the approximately 0.5% shifts in $\langle \mathcal{O}_i^d \rangle$ would correspond to about a 0.25% shift in f_{B_d} , or about 2.5 MeV. Numerically, a correction of this size would be important given the uncertainties currently quoted on the most precise lattice B -meson decay constant calculations [146, 147], which are performed in isospin-symmetric full QCD. We will compute the valence isospin-breaking correction to f_{B_d} (and f_{D^+}) directly in our forthcoming B - and D -meson decay-constant analysis [148], which includes partially-quenched data.

5. Other consistency checks

We check the consistency between fit results with different data subsets by performing two additional fits in which we drop either the data on our largest or smallest lattice spacing. The results of these fits are labeled “no $a \approx 0.12$ fm” and “no $a \approx 0.045$ fm” in Figs. 12–13, respectively. As expected, the errors increase when data is omitted. In most cases, the new central values differ from those of the base fit by less than one σ_{fit} , with one observed difference of almost $2\sigma_{\text{fit}}$ as would be expected given so many fits. The consistency between the fit results with different subsets of data is further evidence that our chiral-continuum fit provides a good description of the observed discretization effects.

Finally, to study the effect of correlations between the operators that mix under renormalization and due to the choice of local four-quark operators, we perform separate fits to the data for each operator. The results of these fits are labeled “individual” in Figs. 12–13 and are very close to those of the base fit. As expected, the errors on the individual fit results are larger because the contributions from the other off-diagonal matrix elements cannot be resolved, so their uncertainties are governed by the prior widths on the associated LECs ($\beta_j^{(l)}$ s).

C. Omission of the charm sea

The MILC asqtad ensembles do not include charm sea quarks. One can expand the charm-quark determinant $\text{Det}(\not{D} + m_c)$ in powers of $1/m_c$ to obtain an estimate of the leading effects of this omission [149]. The first nonvanishing contribution is proportional to $g_0^2 \text{Tr}[F^{\mu\nu} F_{\mu\nu}]$, which is absorbed into the bare gauge coupling. The next contribution—after using identities and eliminating the redundant operator $\text{Tr}[(D^\mu F_{\mu\nu})(D_\rho F^{\rho\nu})]$ —is

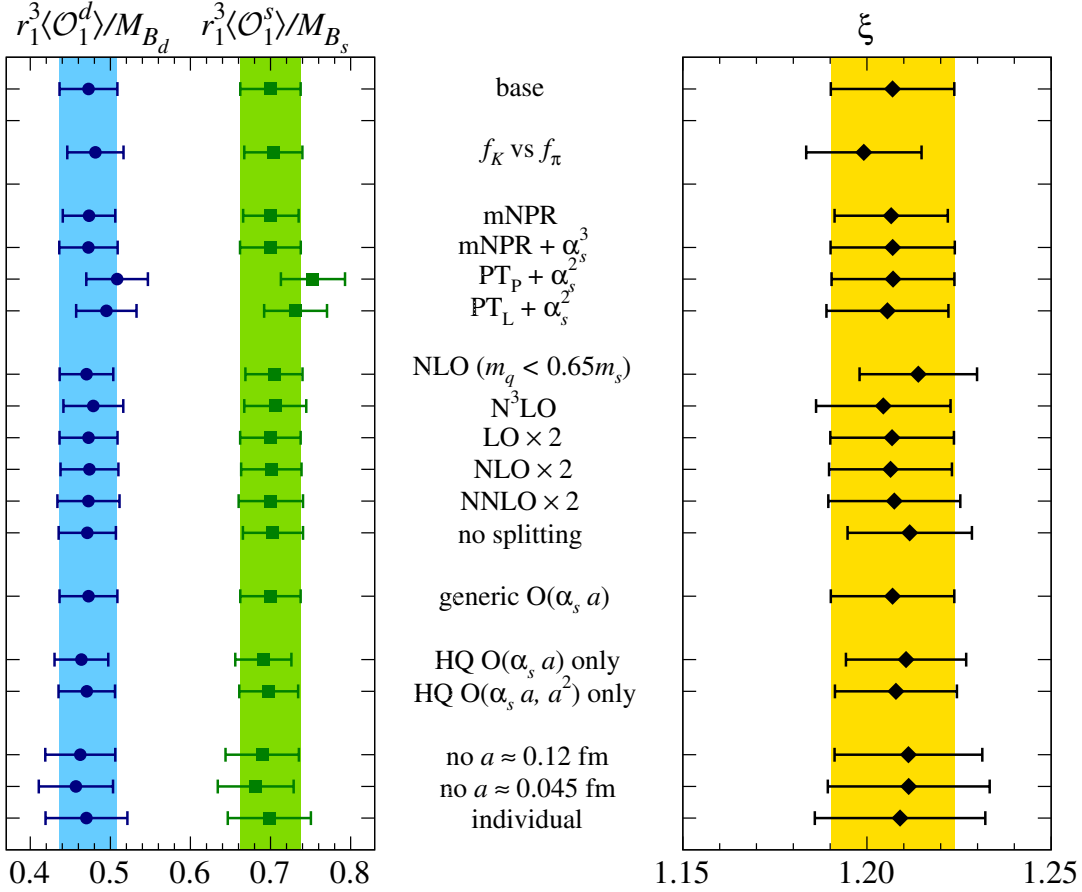


FIG. 12. (*left*) Results for the matrix elements $\langle \mathcal{O}_1^s \rangle$ (green squares) and $\langle \mathcal{O}_1^d \rangle$ (blue circles) from the base chiral-continuum fit and the alternative fits described in the text. (*right*) Results for the SU(3)-breaking ratio ξ from the same fits. In both plots, the base-fit result is shown as the top entry and also indicated by a solid band to enable comparison with the other fit results, which are shown in the same order in which they are discussed.

$g_0^3 m_c^{-2} \text{Tr}[F_\mu^\nu F_\nu^\rho F_\rho^\mu]$. Thus, the ensembles lack a contribution of order $\alpha_s(\Lambda_{\text{QCD}}/2m_c)^2$. Taking $\overline{m}_c(\overline{m}_c) = 1.275$ GeV from the PDG [102] and reasonable values for α_s and Λ_{QCD} leads to error estimates of 1%-2% for the matrix elements, which should be suppressed by $(m_s - m_d)/\Lambda_{\text{QCD}}$ in the SU(3)-breaking ratio ξ .

To check this power-counting estimate, we have examined results for related matrix elements from calculations with different numbers of sea quarks. A comparison of four- and three-flavor results for kaon, D -, and B -meson decay constants [62, 150] yields differences that are consistent with zero within errors, but that could allow for effects as large as 1%-2%. There are also no significant differences between three- and two-flavor results [62], which one might expect to be larger, since contributions from the strange sea are entirely nonperturbative, unlike the charm sea case. In the kaon system, where lattice results with total errors at the sub-percent level exist for both the three- and four-flavor cases, the differences are much smaller than the sub-percent level errors.

The scale dependence of the B_q -mixing matrix elements gives rise to another charm-loop effect that must be considered. Because we obtain the matrix elements at the scale $\mu = m_b$, charm-loop contributions to the scale dependence of the matrix elements between $\mu = m_c$ and m_b are omitted in a three-flavor calculation. We estimate this effect by taking our

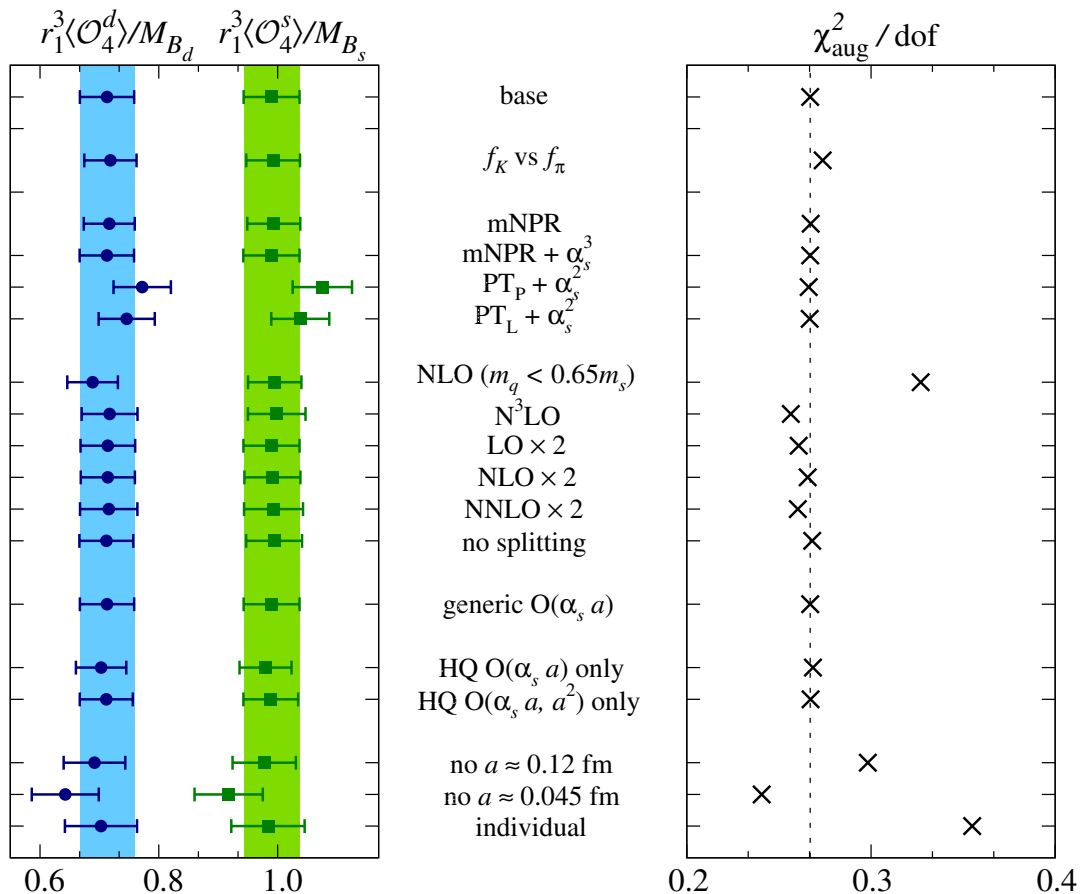


FIG. 13. (left) Results for the matrix elements $\langle \mathcal{O}_4^s \rangle$ (green squares) and $\langle \mathcal{O}_4^d \rangle$ (blue circles) from the base chiral-continuum fit and the alternative fits described in the text. (right) Relative fit quality for the same fits as indicated by the augmented $\chi_{\text{aug}}^2 / \text{dof}$. The base-fit $\chi_{\text{aug}}^2 / \text{dof}$ is also shown as a dashed vertical line to enable comparison with the other fit results.

result for $\langle \mathcal{O}_1 \rangle(m_b)$ and evolving it to $\mu = \bar{m}_c$ using the two-loop β -function and anomalous dimension given in Eq. (2.8) evaluated with $N_f = 3$, and then evolving the matrix element back to $\mu = \bar{m}_b$ with $N_f = 4$. This procedure yields a shift of 0.3%.

In summary, it is possible that the effects on B_q -mixing matrix elements from omitting charm sea quarks are as small as in the kaon system, *i.e.*, at-or-below the sub-percent level. In the absence of similarly precise results in the B - and D -meson systems, however, we conservatively use the power counting estimate discussed above and assign an error of 2% on the B_q -mixing matrix elements from the omission of charm sea quarks. This estimate accounts for both effects of omitting charm-sea quarks considered here. For ξ , we consider the additional SU(3) breaking suppression factor $(m_s - m_d) / \Lambda_{\text{QCD}}$ in our estimate, and assign a similarly conservative error of 0.5% due to omitted charm-sea effects. The bag parameters are ratios of mixing matrix elements and decay constants, and we assume that the remaining contributions from charm loops are negligible compared to other uncertainties. Hence, we do not assign an error due to the omission of the charm sea to our bag parameter results. Finally, because the estimated charm sea error is much less quantitative than all our other uncertainties, we do not add it in quadrature to the total error. Instead we list it as a separate “charm sea” error in Table XI and also show it separately in our results presented in Sec. IX.

TABLE XI. Total error budget for matrix elements converted to physical units of GeV^3 and for the dimensionless ratio ξ . The error from isospin breaking, which is estimated to be negligible at our current level of precision is not shown. Entries are in percent.

	Fit total	FV	r_1/a	r_1	EM	Total	Charm sea
$\langle \mathcal{O}_1^d \rangle / M_{B_d}$	7.7	0.2	2.5	2.1	0.2	8.3	2.0
$\langle \mathcal{O}_2^d \rangle / M_{B_d}$	8.0	0.3	2.8	2.1	0.2	8.8	2.0
$\langle \mathcal{O}_3^d \rangle / M_{B_d}$	19.0	< 0.1	2.5	2.1	0.2	19.3	2.0
$\langle \mathcal{O}_4^d \rangle / M_{B_d}$	6.4	< 0.1	2.1	2.1	0.2	7.1	2.0
$\langle \mathcal{O}_5^d \rangle / M_{B_d}$	9.1	< 0.1	2.2	2.1	0.2	9.6	2.0
$\langle \mathcal{O}_1^s \rangle / M_{B_s}$	5.4	0.1	1.9	2.1	0.2	6.1	2.0
$\langle \mathcal{O}_2^s \rangle / M_{B_s}$	5.5	0.1	2.1	2.1	0.2	6.2	2.0
$\langle \mathcal{O}_3^s \rangle / M_{B_s}$	13.0	< 0.1	1.9	2.1	0.2	13.3	2.0
$\langle \mathcal{O}_4^s \rangle / M_{B_s}$	4.8	< 0.1	1.7	2.1	0.2	5.5	2.0
$\langle \mathcal{O}_5^s \rangle / M_{B_s}$	6.7	< 0.1	1.8	2.1	0.2	7.2	2.0
ξ	1.4	< 0.1	0.6	0	0.04	1.5	0.5

D. Error summary

In this subsection we present a summary of all systematic errors in our lattice-QCD calculation, and then combine them to obtain the total errors in the matrix elements and ξ . Our base chiral-continuum fit function includes higher-order terms constrained with Bayesian priors to account for the dominant sources of systematic error. As illustrated in Figs. 12–13, we consider over a dozen fit variations to study residual truncation effects for the dominant sources of uncertainty in our lattice calculation, including chiral extrapolation, light- and heavy-quark discretization, and renormalization effects. We conclude that the fit error from our base chiral-continuum fit properly accounts for these effects. Table IX gives an approximate breakdown of the chiral-continuum fit error into separate contributions for each matrix element and the ratio ξ as described in Sec. VIII A. We then add in quadrature to the “fit total” error all the significant contributions that are not already included in the chiral-continuum fit uncertainty (i.e., those from finite-volume effects, r_1/a uncertainties, the physical scale r_1 , and electromagnetic effects) to obtain the “Total” error in Table XI. Errors associated with isospin breaking are estimated to be negligible. In summary, the “Total” error of Table XI includes all significant contributions to the matrix elements and ξ after all possible sources of uncertainty have been considered with the exception of our estimate of dynamical charm effects (discussed in Sec. VIII C), which is listed separately in the last column of the table. This separation will enable the errors on our results to be easily adjusted in the future if more reliable estimates of the size of charm sea-quark contributions become available.

IX. RESULTS

Here we present our final results with total uncertainties that include all contributions to the errors considered in the preceding section. As discussed there, we report the charm-sea error separately from the total of the statistical and all other systematic uncertainties.

First, in Sec. IX A, we give the B_q -mixing matrix elements. Next, in Sec. IX B, we provide quantities that are derived from the B_q -mixing matrix elements, such as the SU(3)-breaking ratio ξ and the bag parameters $B_q^{(i)}$. In both Secs. IX A and IX B, we highlight a few main results—such as for the renormalization-group-invariant quantities for the Standard-Model operator $\mathcal{O}_q^{(1)}$ —and compare our results with those from other calculations. Appendix A provides our complete results for all matrix elements and bag parameters, including their correlations. Finally, in Sec. IX C we use the B_q -mixing matrix elements and combinations thereof to compute phenomenologically-interesting observables and CKM matrix elements within the Standard Model.

The tables in Appendix A present the matrix elements and bag parameters for operators $\mathcal{O}_{2,3}^q$ ($q = d, s$) corresponding to both the BMU and BBGLN evanescent-operator schemes discussed in Sec. V. These results are obtained from separate chiral-continuum fits which employ different matching coefficients for $\langle \mathcal{O}_{2,3}^q \rangle$. Although the matching coefficients for $\mathcal{O}_{1,4,5}^q$ are identical in the two schemes, the fitted matrix elements $\langle \mathcal{O}_{1,4,5}^q \rangle$ can differ slightly due to correlations with $\langle \mathcal{O}_{2,3}^q \rangle$. In practice, the results for $\langle \mathcal{O}_{1,4,5}^q \rangle$ differ by at most 1 in the least significant digit reported. We therefore present results for $\langle \mathcal{O}_{1,4,5}^q \rangle$ and the corresponding bag parameters from only the BBGLN fit.

A. Matrix elements

We convert our final results for the B_q -mixing matrix elements $\langle \mathcal{O}_i^q \rangle$ ($q = d, s$; $i=1-5$), obtained in the $\overline{\text{MS}}$ -NDR scheme, to the combination $f_{B_q}^2 B_{B_q}^{(i)}(\overline{m}_b)$ via Eqs. (2.5)–(2.7), taking the $\overline{\text{MS}}$ quark masses in Eqs. (2.6) and (2.7) from Table XII. Here, and in the rest of the paper, we choose $\mu = \overline{m}_b(\overline{m}_b) = 4.18(3)$ GeV. Our final results for $f_{B_q}^2 B_{B_q}^{(i)}(\overline{m}_b)$ are listed in Table XIII of Appendix A. They are the complete set needed to describe neutral B -meson mixing in the Standard Model and all extensions thereof. To facilitate their use in other phenomenological analyses, we provide the matrix of correlations between their values in Table XIV.

Figure 14 compares our results for the full set of B_q -mixing matrix elements with those of the ETM collaboration [16], which were obtained using two sea-quark flavors. Our matrix-element errors range from about 5–15%, and are larger for B_d operators due to the need to extrapolate to the physical d -quark mass. The uncertainties quoted by ETM are similar, but do not include an uncertainty due to omitting the strange sea quark in their error budget. Our results for $\langle \mathcal{O}_{1,2,3}^q \rangle$ agree with those of ETM, while those for $\langle \mathcal{O}_{4,5}^q \rangle$ differ by about 2σ .

It is common to express the Standard-Model oscillation frequency ΔM_q in terms of the renormalization-group-invariant (RGI) combination $f_{B_q}^2 \hat{B}_{B_q}^{(1)}$, which is related to $f_{B_q}^2 B_{B_q}^{(1)}(\mu)$ at two loops by Eq. (2.8). Taking $\overline{\alpha}_s(\overline{m}_b) = 0.2271(22)$ from Table XII, we obtain

$$f_{B_d}^2 \hat{B}_{B_d}^{(1)} = 0.0518(43)(10) \text{ GeV}^2, \quad (9.1)$$

$$f_{B_s}^2 \hat{B}_{B_s}^{(1)} = 0.0754(46)(15) \text{ GeV}^2, \quad (9.2)$$

where the first error is from the column labeled “Total” in Table XI and the second is our estimated error from the omission of charm sea quarks.² As shown in Fig. 15, left, our results in Eqs. (9.1) and (9.2) agree with those from previous unquenched lattice-QCD calculations,

² The first error also includes a 0.2% uncertainty estimate for converting from $\overline{\text{MS}}$ -NDR to RGI.

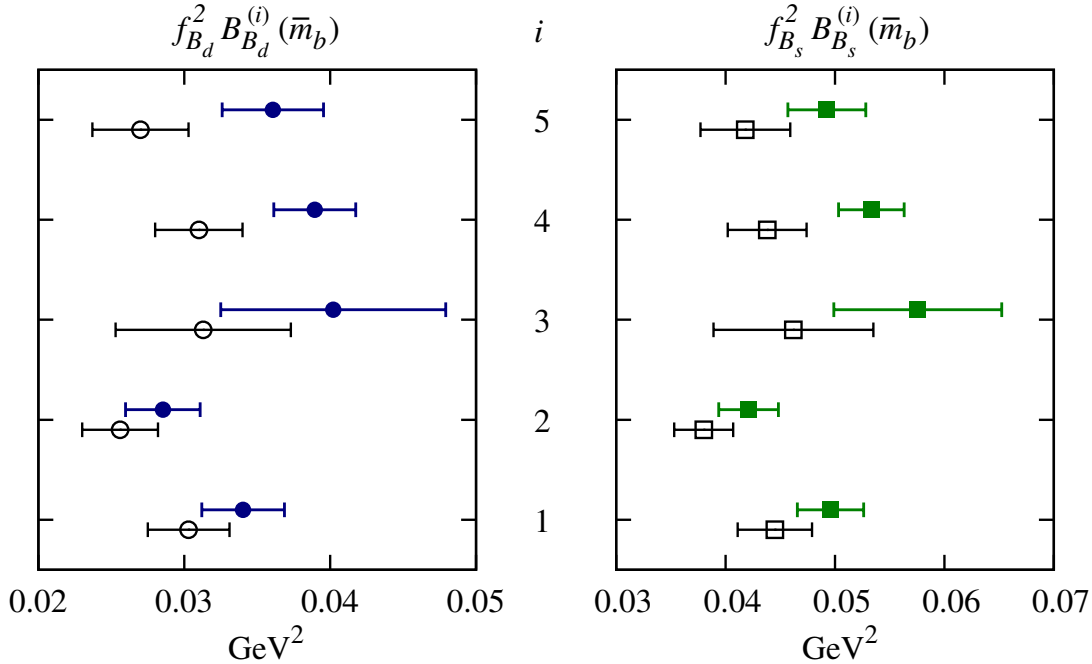


FIG. 14. Comparison of our full set of B_q -mixing matrix elements (filled symbols) with the two-flavor results from ETM [16] (open symbols) converted to our definition of the bag parameters in Eqs. (2.5)–(2.7); the quoted ETM uncertainties do not include an error from omitting strange sea quarks. For $f_{B_q}^2 B_{B_q}^{(2,3)}(\bar{m}_b)$, we use the BMU scheme to enable direct comparison with the values in Table 4 of that paper. The error bars on our results do not include the estimated charm-sea uncertainties, which are too small to be visible.

but have smaller uncertainties. Compared with the other three-flavor calculations by the HPQCD [13] and RBC/UKQCD collaborations [17], our data set includes lighter pions and finer lattice spacings. The RBC/UKQCD errors are dominated by their estimate of the neglected contributions of order $1/m_b$ due to their use of the static approximation. We note that the HPQCD results [13] and the preliminary matrix elements from Fermilab/MILC [30] are compatible with our new values in Eqs. (9.1)–(9.2), despite the fact that these earlier works do not include contributions from wrong-spin operators in the chiral-continuum extrapolation or include an uncertainty due to this omission in their error budgets, suggesting that the earlier uncertainty estimates were sufficiently conservative.

B. Derived quantities

We now present quantities that are derived from the B_q -mixing matrix element results in Table XIII that are especially useful for Standard-Model phenomenology.

1. Ratios and other combinations of matrix elements

The SU(3)-breaking ratio ξ , defined in Eq. (2.10), is needed for obtaining the ratio of CKM matrix elements $|V_{td}/V_{ts}|$ from experimental measurements of the oscillation frequencies.

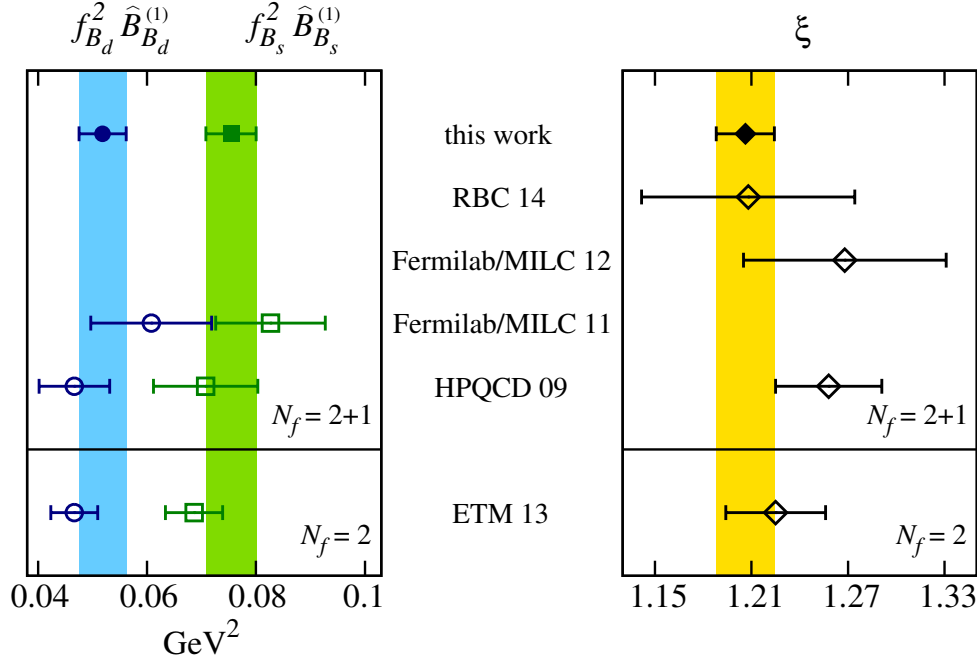


FIG. 15. Comparison of the B_q -mixing matrix elements for \mathcal{O}_1^q obtained in this work (filled symbols and vertical bands) with other unquenched lattice-QCD calculations [13, 15–17, 30]. (*left*) the RGI combination $f_{B_q}^2 \hat{B}_{B_q}^{(1)}$ for $q = d, s$. We do not show the matrix-element results from RBC because their estimated uncertainties due to the use of static b quarks are larger than the displayed range. (*right*) the SU(3)-breaking ratio ξ . The quoted ETM uncertainties do not include an error due to quenching the strange sea quark, while the quoted HPQCD and Fermilab/MILC 11 uncertainties do not include a contribution from the omission of wrong-spin operators in the chiral-continuum extrapolation. The error bars on our results do not include the estimated charm-sea uncertainties, which are too small to be visible.

The uncertainties on the individual matrix elements $\langle \mathcal{O}_1^q \rangle$ ($q = d, s$) in Table XIII are about 6–9 %, and are still substantially larger than the experimental errors on ΔM_q . Because the results for $\langle \mathcal{O}_1^d \rangle$ and $\langle \mathcal{O}_1^s \rangle$ are correlated, however, both the statistical and systematic uncertainties largely cancel in their ratio. We obtain

$$\xi = 1.206(18)(6), \quad (9.3)$$

where again the first error is from the quadrature sum of the statistical and systematic uncertainties (the column labeled “Total” in Table XI) except for the charm-sea error, which is listed separately as a second error. Our result in Eq. (9.3) is consistent with the previous Fermilab/MILC result [15], $\xi = 1.268(63)$, but about three times more precise due to the substantially increased data set and the inclusion of wrong-spin operators in the chiral-continuum extrapolation. Figure 15, right, compares our result with other unquenched lattice-QCD calculations.

We also present matrix-element combinations that enter the Standard-Model expression for the width difference $\Delta\Gamma_q$. Following Ref. [61], we compute the $1/m_b$ -suppressed quantity $\langle R_0 \rangle$, which is a linear combination of the matrix elements $\langle \mathcal{O}_{1,2,3}^q \rangle$. The expression for $\langle R_0 \rangle$ is given in Eq. (2.12), where the NLO perturbative coefficients evaluated at the renormalization

scale $\mu = \overline{m}_b$ in the $\overline{\text{MS}}$ -BBGLN scheme are [61]

$$\alpha_1(\overline{m}_b) = 1 + 2 \frac{\overline{\alpha}_s(\overline{m}_b)}{\pi}, \quad (9.4)$$

$$\alpha_2(\overline{m}_b) = 1 + \frac{13}{6} \frac{\overline{\alpha}_s(\overline{m}_b)}{\pi}. \quad (9.5)$$

We obtain

$$\langle R_0^d \rangle(\overline{m}_b) = -0.09(21) \text{ GeV}^4, \quad (9.6)$$

$$\langle R_0^s \rangle(\overline{m}_b) = -0.21(21) \text{ GeV}^4, \quad (9.7)$$

where the errors are from the hadronic mixing matrix elements. The uncertainties from the parametric inputs $\overline{\alpha}_s(\overline{m}_b)$ and M_{B_q} and the omission of charm sea quarks are negligible. Because the combination of operators in Eq. (2.12) is by construction $1/m_b$ -suppressed, our results for $\langle R_0^q \rangle$ have larger relative errors than $\langle \mathcal{O}_{1,2,3}^q \rangle$ (which are of order 1 in the heavy-quark expansion), and may also be more sensitive to the systematic-uncertainty contributions considered previously. The stability of our results for $\langle R_0^q \rangle$ under the fit modifications outlined in Sec. VIII B 5, however, indicates that the quoted uncertainties adequately accommodate all sources of error. In Refs. [61, 66], the width difference $\Delta\Gamma_q$ is expressed in terms of bag parameters $B_{B_q}^{(R_0)}$, rather than the matrix elements above. Our results for $B_{B_q}^{(R_0)}$ are given in Table XVI of Appendix A, which provides our complete set of bag-parameter results.

2. Bag parameters

The B_q -mixing bag parameters are defined in Eqs. (2.5)–(2.7). We obtain their values from the matrix-element results in Table XIII by dividing by the appropriate factors of the leptonic decay constants f_{B_d} and f_{B_s} . We take the $N_f = 2 + 1$ decay-constant averages from the recent PDG review [150]:

$$f_{B_d} = 193.6(4.2) \text{ MeV}, \quad f_{B_s} = 228.6(3.8) \text{ MeV}, \quad \frac{f_{B_s}}{f_{B_d}} = 1.187(15), \quad (9.8)$$

which include lattice-QCD results from Refs. [17, 101, 160–162]. We use the three-flavor averages because we expect partial cancellations between the charm-sea effects in the decay constants and matrix elements to yield smaller overall errors on the bag parameters.

For the Standard-Model operator, we obtain the RGI bag parameters

$$\hat{B}_{B_d}^{(1)} = 1.38(12)(6), \quad (9.9)$$

$$\hat{B}_{B_s}^{(1)} = 1.443(88)(48), \quad (9.10)$$

where the errors are from the matrix elements and the decay constants, respectively. Despite the reduction in errors on the matrix elements attained in this paper, the errors on our bag parameters are still similar in size to those of previous calculations because we use the PDG averages for the decay constants. Thus, we do not take advantage of the correlations and potential error cancellations that are possible in a combined analysis of B_q -mixing matrix elements with the decay constants from the same lattice calculation. The SU(3)-breaking

TABLE XII. Numerical inputs used in the calculations of observables in this paper. Top panel: the masses, lifetimes, and coupling constants are taken from the PDG [102] unless otherwise specified. The $\overline{\text{MS}}$ top-quark mass is obtained from the pole mass $m_{t,\text{pole}} = 173.21(87)$ GeV using the four-loop relation from Ref. [151]. The $\overline{\text{MS}}$ down- and strange-quark masses are obtained by four-loop running [152, 153] of the values $\overline{m}_d(2 \text{ GeV}) = 4.68(16)$ MeV and $\overline{m}_s(2 \text{ GeV}) = 93.8(2.4)$ MeV [62] to the scale $\overline{m}_b(\overline{m}_b)$. The strong coupling $\overline{\alpha}_s(\overline{m}_b)$ is obtained by four-loop running [154, 155] of $\overline{\alpha}_s(M_Z) = 0.1185(6)$ to the scale $\overline{m}_b(\overline{m}_b)$. Middle panel: the coefficient c_{RGI} is the combination of factors in Eq. (2.8) needed to convert the bag parameters in the $\overline{\text{MS}}$ -NDR scheme $B_{B_q}(\overline{m}_b)$ to the RGI values \hat{B}_{B_q} . The expressions for the electroweak loop function $S_0(x_t)$ and the QCD factor η_{2B} in the $\overline{\text{MS}}$ -NDR scheme are given in Eqs. (XII.4) and (XIII.3) of Ref. [156], respectively. The Wilson coefficient $C_A(\mu_b)$ includes both NLO electroweak and NNLO QCD corrections, and is given at the scale $\mu_b = 5$ GeV in Eq. (4) of Ref. [157]. Bottom panel: the CKM combinations are obtained using the most recent determinations of the Wolfenstein parameters from CKMfitter group’s unitarity-triangle analysis including results through EPS 2015 [158], where the errors have been symmetrized. For the calculations of B_q -mixing observables, we take the parameters from the fit including only tree-level quantities which excludes ΔM_q [159]: $\{\lambda, A, \bar{\rho}, \bar{\eta}\}_{\text{tree}} = \{0.22541(+30_{-21}), 0.8212(+66_{-338}), 0.132(+21_{-21}), 0.383(+22_{-22})\}$. For the calculations of the $B_q \rightarrow \mu^+ \mu^-$ branching fractions, we take the parameters from the full fit: $\{\lambda, A, \bar{\rho}, \bar{\eta}\}_{\text{full}} = \{0.22543(+42_{-31}), 0.8227(+66_{-136}), 0.1504(+121_{-62}), 0.3540(+69_{-76})\}$.

$m_W = 80.385(15)$ GeV	$m_Z = 91.1876(21)$ GeV
$M_{B_d} = 5.27961(16)$ GeV	$M_{B_s} = 5.36679(23)$ GeV
$\overline{m}_d(\overline{m}_b) = 3.93(13) \times 10^{-3}$ GeV	$\overline{m}_s(\overline{m}_b) = 79.1(2.0) \times 10^{-3}$ GeV
$\overline{m}_b(\overline{m}_b) = 4.18(3)$ GeV	$\overline{m}_t(\overline{m}_t) = 163.53(83)$ GeV
$\tau_{B_d} = 1.520(4)$ ps	$\tau_{H_s} = 1.604(10)$ ps [9]
$\overline{\alpha}_s(\overline{m}_b) = 0.2271(22)$	$G_F = 1.1663787(6) \times 10^{-5}$ GeV $^{-2}$
$\hbar = 6.58211928(15) \times 10^{-25}$ GeV \cdot s	$m_\mu = 105.6583715(35) \times 10^{-3}$ GeV
$c_{\text{RGI}} = 1.5158(36)$	$C_A(\mu_b) = 0.4694(36)$
$S_0(x_t) = 2.322(18)$	$\eta_{2B} = 0.55210(62)$
$ V_{ts}^* V_{tb} _{\text{tree}} = 40.9(1.0) \times 10^{-3}$	$ V_{td}^* V_{tb} _{\text{tree}} = 8.92(30) \times 10^{-3}$
$ V_{td}/V_{ts} _{\text{tree}} = 0.2180(51)$	
$ V_{ts}^* V_{tb} _{\text{full}} = 41.03(52) \times 10^{-3}$	$ V_{td}^* V_{tb} _{\text{full}} = 8.67(14) \times 10^{-3}$
$ V_{td}/V_{ts} _{\text{full}} = 0.2113(22)$	

ratio of bag parameters for the Standard-Model operator \mathcal{O}_1^q is often used as an input for global CKM-unitarity-triangle fits [158, 163]. We obtain

$$\frac{\hat{B}_{B_s}^{(1)}}{\hat{B}_{B_d}^{(1)}} = 1.033(31)(26), \quad (9.11)$$

where the errors are from ξ and f_{B_s}/f_{B_d} , respectively. Here the bag-parameter ratio takes advantage of correlations between the B_s - and B_d -mixing matrix elements, making the error

cancellation between the matrix elements and decay constants less important. Thus the decreased uncertainty on our result for ξ in Eq. (9.3) translates into a commensurate error reduction on the bag-parameter ratio in Eq. (9.11). Our error for $\hat{B}_{B_s}^{(1)}/\hat{B}_{B_d}^{(1)}$ is 2–3 times smaller than the uncertainties quoted for previous three-flavor results [13, 15, 17].

Table XV in Appendix A gives results for the complete set of bag parameters $B_{B_q}^{(i)}$ ($i=1-5$, $q = d, s$) in the $\overline{\text{MS}}$ -NDR scheme evaluated at the scale $\mu = \overline{m}_b$. It also provides the ratios $B_{B_q}^{(i)}/B_{B_q}^{(1)}$ for $i=2-5$. The errors on the B -parameters stem primarily from the matrix elements, and range from about 5–15%. To reduce the uncertainties, we are now performing a correlated, combined analysis of the mixing-matrix-elements in Table XIII with our own collaboration’s calculation of the decay constants using the same lattice ensembles and parameters [148]. The results will be reported in a future paper.

The values of the B -parameters are all within about 20% of the vacuum-saturation-approximation expectation $B_{B_q}^{(i)} = 1$. A different definition of the B -parameters for the mixed-chirality operators \mathcal{O}_4 and \mathcal{O}_5 is employed in Refs. [61, 66, 164], which simplifies the expression for $\Delta\Gamma_q$ in the Standard Model, but results in bag parameters that are not equal to one in the VSA. Specifically, the term $M_{B_q}^2/(m_b + m_q)^2 \approx 1.6$ inside the brackets of Eq. (2.7) is set to one. To facilitate the use of our results in determinations of $\Delta\Gamma_q$ based on the expressions in Ref. [61], we provide the bag parameters $B_{B_q}^{(R_1)}$ and $B_{B_q}^{(\tilde{R}_1)}$ in the other convention, which are proportional to $B_{B_q}^{(4)}$ and $B_{B_q}^{(5)}$, respectively, in Table XVI of Appendix A. The observed deviations from unity are greater than for $B_{B_q}^{(4)}$ and $B_{B_q}^{(5)}$, being as much as 30% for $B_{B_d}^{(R_1)}$.

The contributions to the errors on $B_{B_q}^{(i)}$ ($i=1-5$) and $B_{B_q}^{(R_i)}$ ($i=0,1$) from the decay constants are 100% correlated. Using this information, plus the correlations between the matrix elements given in Table XIV, we obtain the correlations between the B -parameters given in Table XVII. This enables the calculation of observables that depend upon all possible combinations of bag parameters in Tables XV and XVI.

C. Implications for Standard-Model phenomenology

We now illustrate the utility of the B_q -mixing matrix elements given in Table XIII for Standard-Model phenomenology. First, we compute experimental observables associated with B_q - \bar{B}_q mixing within the Standard Model. Next, assuming that the Standard Model is a complete description of Nature, we use the experimentally-measured oscillation frequencies to determine the associated CKM matrix elements $|V_{td}|$, $|V_{ts}|$, and their ratio. Finally, we compute the total Standard-Model branching fractions for the rare decays $B_q \rightarrow \mu^+\mu^-$. Table XII provides the numerical inputs used for the calculations in this section.

1. Oscillation frequencies ΔM_q

The physical observables associated with the neutral B_q -meson system are the mass difference ΔM_q and the decay-width difference $\Delta\Gamma_q$ between the two mass eigenstates. Of these, the former have been measured at the sub-percent level [9]:

$$\Delta M_d = (0.5055 \pm 0.0020) \text{ ps}^{-1}, \quad \Delta M_s = (17.757 \pm 0.021) \text{ ps}^{-1}, \quad (9.12)$$

while the width differences have been measured with larger uncertainties [9],

$$\frac{\Delta\Gamma_d}{\Gamma_d} = (0.001 \pm 0.010), \quad \frac{\Delta\Gamma_s}{\Gamma_s} = (0.124 \pm 0.009). \quad (9.13)$$

The average for ΔM_d from the Heavy Flavor Averaging Group (HFAG) in Eq. (9.12) is based on over 30 measurements and is dominated by results from the Belle, BaBar, and LHCb experiments [165–167], while the average for ΔM_s is obtained from measurements from the CDF and LHCb experiments [168–172]. The $\Delta\Gamma_d$ average is obtained from measurements by the Delphi, BaBar, Belle, D0, and LHCb experiments [173–178] and the $\Delta\Gamma_s$ average is based on measurements by the CDF, ATLAS, CMS, and LHCb experiments [172, 179–182].

Equation (2.9) gives the expression for the mass difference in the Standard Model. Using the hadronic matrix elements from Table XIII and ξ from Eq. (9.3) and other numerical inputs from Table XII, we obtain

$$\Delta M_d^{\text{SM}} = 0.630(53)(42)(5)(13) \text{ ps}^{-1}, \quad (9.14)$$

$$\Delta M_s^{\text{SM}} = 19.6(1.2)(1.0)(0.2)(0.4) \text{ ps}^{-1}, \quad (9.15)$$

$$\left(\frac{\Delta M_d}{\Delta M_s}\right)^{\text{SM}} = 0.0321(10)(15)(0)(3), \quad (9.16)$$

where the errors shown are from the theoretical errors on the mixing matrix elements, the CKM matrix elements, the remaining parametric inputs to Eq. (2.9), and the omission of charm sea quarks, respectively. Note that, for the CKM parameters, we use the determination from the CKMfitter Group’s analysis including only tree-level observables because it does not utilize the constraints from B_q -meson mixing.

The Standard-Model values for ΔM_q above have significantly larger uncertainties than the experimental averages quoted in Eqs. (9.12). The dominant error in the theoretical calculation of ΔM_d stems from the hadronic mixing matrix elements. For ΔM_s and $\Delta M_d/\Delta M_s$, the hadronic matrix-element and CKM uncertainties are commensurate. Our results for ΔM_d , ΔM_s , and $\Delta M_d/\Delta M_s$ differ from experiment by 1.8σ , 1.1σ , and 2.0σ , respectively.

2. CKM matrix elements $|V_{td}|$ and $|V_{ts}|$

In the Standard Model, the neutral B_q -meson oscillation frequencies ΔM_q [Eq. (2.9)] are proportional to the combination of CKM matrix elements $|V_{tq}^* V_{tb}|$. Therefore experimental measurements of ΔM_d and ΔM_s enable determinations of $|V_{td}|$, $|V_{ts}|$, and their ratio, within the Standard-Model CKM framework. At present, the errors on these determinations [102] are limited by the theoretical uncertainties on the hadronic B_q -mixing matrix elements [13, 15]. Here we improve upon them using our new, more precise matrix-element calculations.

We take the results for $f_{B_q}^2 \hat{B}_{B_q}^{(1)}$ ($q = d, s$) from Table XIII and for ξ from Eq. (9.3), and use the experimental averages for $\Delta M_{d,s}$ in Eq. (9.12) [9]. The other numerical inputs that enter the expressions for ΔM_q are given in Table XII. To infer values for the individual matrix elements $|V_{td}|$ and $|V_{ts}|$, we take $|V_{tb}| = 0.99912$ from CKM unitarity [158], where the error is of $\mathcal{O}(10^{-5})$ and hence negligible. We obtain

$$|V_{td}| = 8.00(33)(2)(3)(8) \times 10^{-3}, \quad (9.17)$$

$$|V_{ts}| = 39.0(1.2)(0.0)(0.2)(0.4) \times 10^{-3}, \quad (9.18)$$

$$|V_{td}/V_{ts}| = 0.2052(31)(4)(0)(10), \quad (9.19)$$

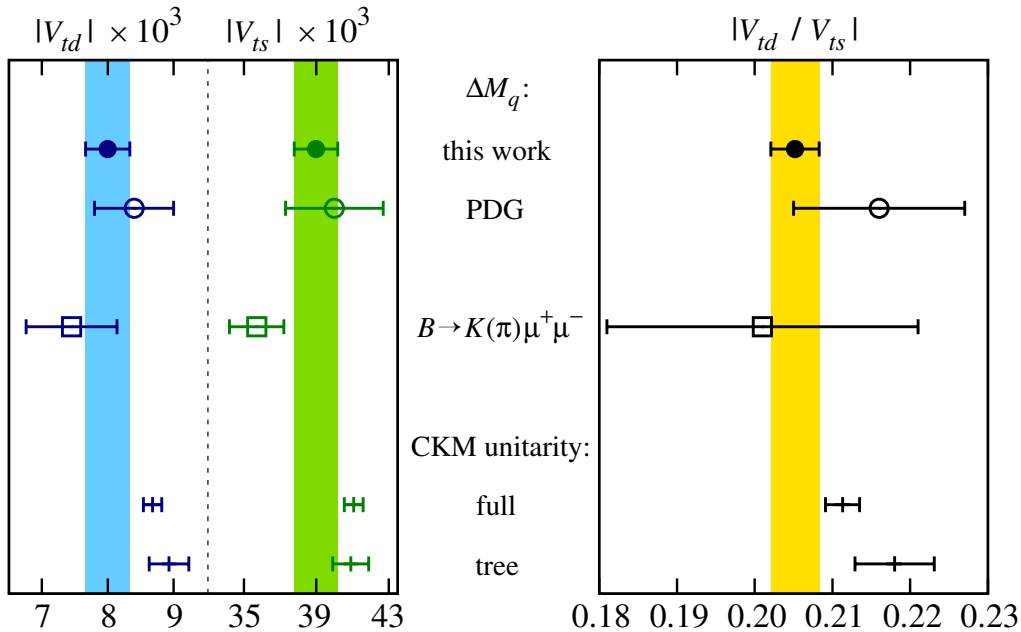


FIG. 16. (*left*) Recent determinations $|V_{td}|$ and $|V_{ts}|$, and (*right*) their ratio. The filled circles and vertical bands show our new results in Eqs. (9.17)–(9.19), while the open circles show the previous values from B_q -mixing [102]. The squares show the determinations from semileptonic $B \rightarrow \pi\mu^+\mu^-$ and $B \rightarrow K\mu^+\mu^-$ decays [183], while the plus symbols show the values inferred from CKM unitarity [158]. The error bars on our results do not include the estimated charm-sea uncertainties, which are too small to be visible.

where the errors are from the lattice mixing matrix elements, the measured ΔM_q , the remaining parametric inputs to Eq. (2.9), and the omission of charm sea quarks, respectively. The uncertainty on $|V_{td}/V_{ts}|$ is 2–3 times smaller than those on $|V_{td}|$ and $|V_{ts}|$ individually because the hadronic uncertainties are suppressed in the ratio. The theoretical uncertainties from the B_q -mixing matrix elements are still, however, the dominant sources of error in all three results in Eqs. (9.17)–(9.19).

Figure 16 compares our results for $|V_{td}|$, $|V_{ts}|$, and their ratio in Eqs. (9.17)–(9.19) with other determinations. Our results are consistent with the values from B_q -meson mixing in the PDG review [102], which are obtained using approximately the same experimental inputs, and lattice-QCD calculations of the $f_{B_q}^2 \hat{B}_{B_q}^{(1)}$ and ξ from Refs. [13] and [15], respectively. Our errors on $|V_{td}|$, $|V_{ts}|$ are about two times smaller, however, and on $|V_{td}/V_{ts}|$ they are more than three times smaller, due to the reduced theoretical errors on the hadronic matrix elements.

The CKM matrix elements $|V_{td}|$ and $|V_{ts}|$ can be obtained independently from rare semileptonic B -meson decays because the Standard-Model rates for $\mathcal{B}(B \rightarrow \pi(K)\mu^+\mu^-)$ are proportional to the same combination $|V_{td(s)}^* V_{tb}|$. Until recently, these determinations were not competitive with those from B_q -meson mixing due to both large experimental and theoretical uncertainties. In the past year, however, the LHCb collaboration published new measurements of $\mathcal{B}(B \rightarrow \pi\mu^+\mu^-)$ and $\mathcal{B}(B \rightarrow K\mu^+\mu^-)$ [184, 185], and we calculated the full set of $B \rightarrow \pi$ and $B \rightarrow K$ form factors in three-flavor lattice QCD [131, 186]. Using

these results, Ref. [183] obtains

$$|V_{td}|^{B \rightarrow \pi \mu \mu} = 7.45(69) \times 10^{-3}, \quad (9.20)$$

$$|V_{ts}|^{B \rightarrow K \mu \mu} = 35.7(1.5) \times 10^{-3}, \quad (9.21)$$

$$|V_{td}/V_{ts}|^{\frac{B \rightarrow \pi \mu \mu}{B \rightarrow K \mu \mu}} = 0.201(20), \quad (9.22)$$

where the errors include all sources of uncertainty. These determinations of $|V_{td}|$ and $|V_{td}/V_{ts}|$ agree with our B_q -mixing results in Eqs. (9.17) and (9.19), while $|V_{ts}|$ above differs from Eq. (9.18) by about 1.6σ .

It is instructive to compare these results for $|V_{td}|$, $|V_{ts}|$, and $|V_{td}/V_{ts}|$ from B_q mixing and rare semileptonic B decays with expectations from CKM unitarity. These processes, being mediated by flavor-changing-neutral currents (FCNCs), may receive observable contributions from new physics. Figure 16 shows two sets of CKM elements inferred from unitarity, labeled “full” and “tree,” which are obtained, respectively, from CKMfitter’s full global unitarity-triangle fit using all inputs [158] and from a fit including only observables that are mediated at the tree level of the weak interactions [159]. With the improvements in this paper for the B_q -mixing matrix elements, and in Refs. [131, 183–186] for rare semileptonic B decay form factors, a discrepancy between FCNC and tree-level processes may be emerging. Quantitatively, the B_q -mixing results for $|V_{td}|$ and $|V_{ts}|$ differ from the tree-fit values by 2.0σ and 1.2σ , and their ratio by 2.1σ .³ Similarly, the FCNC semileptonic B decays yield values of $|V_{td}|$ and $|V_{ts}|$ that lie, respectively, 2.0σ and 2.9σ below the CKM tree-fit results. (The comparison of $|V_{td}/V_{ts}|$ from FCNC semileptonic B decays is not yet useful because of the large experimental uncertainties.) The overall impression does not change qualitatively when comparing with the results of the full CKM unitarity-triangle fit: $|V_{td}|$, $|V_{ts}|$, and $|V_{td}/V_{ts}|$ from B_q mixing differ by 1.8σ , 1.5σ , and 1.5σ , respectively; $|V_{td}|$ and $|V_{ts}|$ from FCNC semileptonic B decays differ by 1.7σ and 3.4σ , respectively. It would be interesting to see whether new flavor-changing neutral currents could explain this pattern, but such a study lies beyond the scope of this work.

3. Branching ratios for $B_q \rightarrow \mu^+ \mu^-$

The rare decays $B_q \rightarrow \mu^+ \mu^-$ ($q = d, s$) also proceed via flavor-changing neutral currents, and are therefore similarly sensitive to physics beyond the Standard Model. Revealing the presence of such effects, however, requires both precise experimental measurements and reliable theoretical predictions with commensurate uncertainties. Here we calculate the Standard-Model rates for $B_q \rightarrow \mu^+ \mu^-$ using our calculations of the B -mixing matrix elements in Table XIII.

The expression for the Standard-Model rate $\mathcal{B}(B_{d(s)} \rightarrow \mu^+ \mu^-)$ is given in, *e.g.*, Eq. (3) of Ref. [157], and depends upon the leptonic decay constant f_{B_q} and the combination of CKM matrix elements $|V_{tq}^* V_{tb}|$. The Standard-Model predictions receive substantial error contributions from both the CKM matrix elements and the decay constants, as shown in Eqs. (9.31) and (9.32) below. Buras pointed out [187], however, that the same CKM matrix elements also enter the Standard-Model expression for the neutral B_q -mixing oscillation frequency ΔM_q . Thus, the ratio $\mathcal{B}(B_q \rightarrow \mu^+ \mu^-)/\Delta M_q$ is independent of both $|V_{tq}^* V_{tb}|$ and f_{B_q} ,

³ These CKM discrepancies are not distinct from those observed for ΔM_q in Eqs. (9.14)–(9.16), but the CKM perspective is convenient for contrasting the role of different observables.

although it still depends upon the hadronic bag parameter $\hat{B}_{B_q}^{(1)}$. Assuming that new physics does not alter the frequency of B_q -meson oscillations, this cancellation potentially enables more precise Standard-Model predictions for $\mathcal{B}(B_d \rightarrow \mu^+\mu^-)$ and $\mathcal{B}(B_s \rightarrow \mu^+\mu^-)$, since the relevant CKM combinations have large uncertainties, whereas the oscillation frequencies have been measured to better than a percent.

In the Standard Model, the ratio of the $B_{d(s)} \rightarrow \mu^+\mu^-$ decay rate over the B_q -meson mass difference is given by [157, 187]

$$\left(\frac{\Gamma(B_q \rightarrow \mu^+\mu^-)}{\Delta M_q}\right)^{\text{SM}} = \frac{3}{\pi^3} \frac{(G_F M_W m_\mu)^2 C_A^2(\mu_b)}{\eta_{2B} S_0(x_t)} \frac{C_A^2(\mu_b)}{\hat{B}_{B_q}^{(1)}} \sqrt{1 - \frac{4m_\mu^2}{M_{B_q}^2}}. \quad (9.23)$$

where the Wilson coefficient $C_A(\mu_b)$ includes NLO electroweak and NNLO QCD corrections [188, 189] and the remaining quantities are the same as in the expression for ΔM_q [Eq. (2.9)]. For the B_s decay mode, the nonzero $\Delta\Gamma_s$ gives rise to a difference between the experimentally measured, time-integrated decay rate and the theoretical, CP-averaged rate [190–192]. Following Ref. [157], we use the lifetime of the heavy B_s -meson eigenstate τ_{H_s} to compute the time-averaged branching fraction as $\overline{\mathcal{B}}(B_s \rightarrow \mu^+\mu^-)^{\text{SM}} = \tau_{H_s} \Gamma(B_s \rightarrow \mu^+\mu^-)^{\text{SM}}$, which holds when only the heavy eigenstate can decay to $\mu^+\mu^-$, as in the Standard Model. (In the case of the B_d system, $\overline{\mathcal{B}}(B_d \rightarrow \mu^+\mu^-) = \mathcal{B}(B_d \rightarrow \mu^+\mu^-)$, because $\Delta\Gamma_d \ll \Gamma_d$.) For the double ratio of B_d -to- B_s processes, the expression simplifies to

$$\left(\frac{\overline{\mathcal{B}}(B_d \rightarrow \mu^+\mu^-) \Delta M_s}{\overline{\mathcal{B}}(B_s \rightarrow \mu^+\mu^-) \Delta M_d}\right)^{\text{SM}} = \frac{\tau_{B_d} \hat{B}_{B_s}^{(1)} M_{B_s}}{\tau_{H_s} \hat{B}_{B_d}^{(1)} M_{B_d}} \left(\frac{M_{B_d}^2 - 4m_\mu^2}{M_{B_s}^2 - 4m_\mu^2}\right)^{1/2}. \quad (9.24)$$

Using the bag-parameter results from Eqs. (9.9)–(9.11), and the numerical inputs from Table XIII, we obtain

$$\left(\frac{\overline{\mathcal{B}}(B_d \rightarrow \mu^+\mu^-)}{\Delta M_d}\right)^{\text{SM}} = 1.79(17)(3) \times 10^{-10} \text{ ps}, \quad (9.25)$$

$$\left(\frac{\overline{\mathcal{B}}(B_s \rightarrow \mu^+\mu^-)}{\Delta M_s}\right)^{\text{SM}} = 1.81(13)(3) \times 10^{-10} \text{ ps}, \quad (9.26)$$

and

$$\left(\frac{\overline{\mathcal{B}}(B_d \rightarrow \mu^+\mu^-) \Delta M_s}{\overline{\mathcal{B}}(B_s \rightarrow \mu^+\mu^-) \Delta M_d}\right)^{\text{SM}} = 0.978(38)(7), \quad (9.27)$$

where the errors shown are from the theoretical errors on the bag parameters, and all other uncertainties added in quadrature, respectively. Multiplying the ratios in Eqs. (9.25)–(9.27) by the oscillation frequencies ΔM_q from Eq. (9.12) [9], we obtain the following Standard-Model total rates:

$$\overline{\mathcal{B}}(B_d \rightarrow \mu^+\mu^-)^{\text{SM}, \Delta M_d} = 9.06(85)(4)(16) \times 10^{-11}, \quad (9.28)$$

$$\overline{\mathcal{B}}(B_s \rightarrow \mu^+\mu^-)^{\text{SM}, \Delta M_s} = 3.22(22)(0)(6) \times 10^{-9}, \quad (9.29)$$

$$\left(\frac{\overline{\mathcal{B}}(B_d \rightarrow \mu^+\mu^-)}{\overline{\mathcal{B}}(B_s \rightarrow \mu^+\mu^-)}\right)^{\text{SM}, \Delta M_q} = 0.02786(109)(12)(19), \quad (9.30)$$

where the errors shown are from the theoretical errors on the bag parameters, the measured ΔM_q , and the quadrature sum of all other sources of uncertainty, respectively. The bag

parameters are the dominant source of uncertainty. Because our bag-parameter errors are comparable to those of previous calculations, our decay-rate results in Eqs. (9.28) and (9.29) are similar in precision to those presented in Ref. [157].

We can also compare our predictions with the Standard-Model $B_{d(s)} \rightarrow \mu^+ \mu^-$ decay rates calculated via Eqs. (6) and (7) of Ref. [157]:

$$\overline{\mathcal{B}}(B_d \rightarrow \mu^+ \mu^-)^{\text{SM}, f_{B_d}} = 10.36(44)(33)(27) \times 10^{-11}, \quad (9.31)$$

$$\overline{\mathcal{B}}(B_s \rightarrow \mu^+ \mu^-)^{\text{SM}, f_{B_s}} = 3.53(11)(9)(9) \times 10^{-9}, \quad (9.32)$$

$$\left(\frac{\overline{\mathcal{B}}(B_d \rightarrow \mu^+ \mu^-)}{\overline{\mathcal{B}}(B_s \rightarrow \mu^+ \mu^-)} \right)^{\text{SM}, f_{B_q}} = 0.02929(29)(61)(76), \quad (9.33)$$

where the errors are from the decay constants, CKM matrix elements, and the quadrature sum of all other contributions, respectively. For the calculations of Eqs. (9.31)–(9.33), we use the PDG’s preferred decay-constant averages

$$f_{B_d} = 190.9(4.1) \text{ MeV}, \quad f_{B_s} = 227.2(3.4) \text{ MeV}, \quad \frac{f_{B_s}}{f_{B_d}} = 1.192(6), \quad (9.34)$$

which include both three- and four-flavor lattice-QCD results [17, 101, 147, 160–162], because they are the most precise available. In this case, the contributions to the error on the total decay rates from the three sources of uncertainty are similar in size. The uncertainties in Eqs. (9.28)–(9.30) are slightly larger than those in Eqs. (9.31)–(9.33). The central values differ only slightly by 1.3σ , 1.2σ , and 1.2σ , respectively.

Recently the LHCb and CMS experiments reported the first observation of $B_s \rightarrow \mu^+ \mu^-$ decay, as well as 3σ evidence for the process $B_d \rightarrow \mu^+ \mu^-$ [193], obtaining

$$\overline{\mathcal{B}}(B_d \rightarrow \mu^+ \mu^-)^{\text{exp}} = 3.9^{(+1.6)}_{(-1.4)} \times 10^{-10}, \quad (9.35)$$

$$\overline{\mathcal{B}}(B_s \rightarrow \mu^+ \mu^-)^{\text{exp}} = 2.8^{(+0.7)}_{(-0.6)} \times 10^{-9}, \quad (9.36)$$

$$\left(\frac{\overline{\mathcal{B}}(B_d \rightarrow \mu^+ \mu^-)}{\overline{\mathcal{B}}(B_s \rightarrow \mu^+ \mu^-)} \right)^{\text{exp}} = 0.14^{(+0.08)}_{(-0.06)}. \quad (9.37)$$

The measured branching fraction for $B_s \rightarrow \mu^+ \mu^-$ is compatible with our Standard-Model value in Eq. (9.29), within present uncertainties, but there is still ample room for new-physics contributions of a size that may be observable with improved experimental measurements after the LHC luminosity upgrade. The measured branching fraction for $B_d \rightarrow \mu^+ \mu^-$ is 2.0σ above the Standard-Model expectation in Eq. (9.28) after averaging the asymmetric experimental errors, while the measured ratio $\overline{\mathcal{B}}(B_d \rightarrow \mu^+ \mu^-)/\overline{\mathcal{B}}(B_s \rightarrow \mu^+ \mu^-)$ lies 1.6σ above the result in Eq. (9.30). The measurement errors must be reduced, however, before one can draw meaningful conclusions.

X. CONCLUSIONS AND OUTLOOK

We have presented the first three-flavor lattice-QCD results for the B_q -meson ($q = s, d$) mixing matrix elements of the full set of dimension-six $\Delta B = 2$ four-fermion operators in the electroweak effective Hamiltonian. The first matrix element $\langle \mathcal{O}_1^q \rangle$ is needed to calculate the mass differences ΔM_q in the Standard Model, while the remaining four matrix elements $\langle \mathcal{O}_i^q \rangle$ ($i=2-5$) are sufficient to parameterize the hadronic contributions to ΔM_q in any Standard-Model extension. These matrix elements are also sufficient to obtain the leading-order

contributions to the Standard-Model width differences $\Delta\Gamma_q$, as well as some of the corrections of order $1/m_b$. For the Standard-Model matrix element $\langle\mathcal{O}_1^q\rangle$, we obtain the renormalization-group-invariant combinations

$$f_{B_d}\sqrt{\hat{B}_{B_d}^{(1)}} = 227.7(9.5)(2.3) \text{ MeV}, \quad (10.1)$$

$$f_{B_s}\sqrt{\hat{B}_{B_s}^{(1)}} = 274.6(8.4)(2.7) \text{ MeV}, \quad (10.2)$$

where the first error includes statistical and all systematic uncertainties except for the charm-sea error, which is shown separately. Our results for the complete set of matrix elements $f_{B_q}^2 B_{B_q}^{(i)}(\bar{m}_b)$ ($i=1-5$) are given in Table XIII. To enable the use of our lattice B_q -meson mixing matrix elements for additional phenomenological studies, we provide the correlations between them in Table XIV.

Although there have been previous three-flavor lattice-QCD calculations of the matrix elements of the Standard-Model operator $f_{B_q}^2 B_{B_q}^{(1)}$, ours are the first with all sources of systematic uncertainty controlled. In particular, compared with Refs. [13, 15, 30], we include the contributions from wrong-spin operators in the chiral continuum-extrapolation. Our analysis also includes ensembles with finer lattice spacings and lighter pions than in previous works. We obtain the SU(3)-breaking ratio

$$\xi = 1.206(18)(6) \quad (10.3)$$

to 1.6% precision, which is the most precise lattice-QCD determination of this quantity to-date. The reduction in errors by about a factor of three compared with our earlier work [15] is due in large part to correctly handling the wrong-spin operators in the chiral-continuum extrapolation. The total uncertainty is now definitively smaller than that quoted in many early estimates—see, for example, Refs. [194, 195]—in which the uncertainty from the chiral extrapolation was underestimated [196].

To illustrate the phenomenological utility of our B_q -mixing matrix elements, we have used them to calculate the mass differences ΔM_q and the total branching fractions for the rare-decay processes $B_q \rightarrow \mu^+\mu^-$ in the Standard Model, where we highlight the ratios $\mathcal{B}(B_q \rightarrow \mu^+\mu^-)/\Delta M_q$ in which the CKM factors and decay constants cancel. The Standard-Model expectations for ΔM_d , ΔM_s , and their ratio are all greater than the experimental averages, where the differences are 1.8σ , 1.1σ , and 2.0σ , respectively. The Standard-Model rate for $\mathcal{B}(B_d \rightarrow \mu^+\mu^-)$ lies 2.0σ below experiment, although one should bear in mind that the experimental observation of $B_d \rightarrow \mu^+\mu^-$ decay has yet to reach 5σ significance.

We also obtain the CKM matrix elements $|V_{td}|$, $|V_{ts}|$, and their ratio assuming that there are no significant new-physics contributions to B_q -meson oscillations. The results

$$|V_{td}| = 8.00(34)(8) \times 10^{-3}, \quad (10.4)$$

$$|V_{ts}| = 39.0(1.2)(0.4) \times 10^{-3}, \quad (10.5)$$

$$|V_{td}/V_{ts}| = 0.2052(31)(10), \quad (10.6)$$

are the single-most precise determinations of these quantities, and differ with expectations from CKM unitarity [158, 163]. (As above, the semiquantitative charm-sea error is listed separately from the other uncertainties.) The CKM-element results from B_q -meson mixing lie below the determinations from CKMfitter’s full global unitarity-triangle fit using

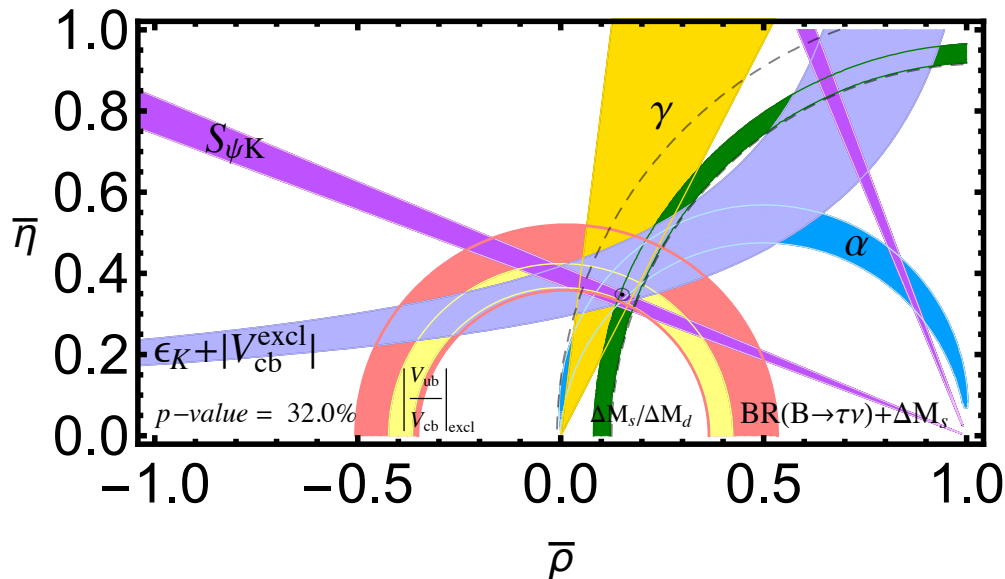


FIG. 17. Global CKM unitarity-triangle fit using the new determination of ξ from this work as well as $|V_{ub}|$ and $|V_{cb}|$ based on our calculations of the $B \rightarrow \pi \ell \nu$ and $B \rightarrow D \ell \nu$ form factors on the same gauge-field configurations [131, 197, 198]. The constraint from B -meson mixing (solid green band) is approximately three times smaller than that obtained using our previous result for ξ [15] (dashed gray lines). For the remaining hadronic matrix elements, we use the preliminary (2 + 1)-flavor FLAG III average $\hat{B}_K = 0.7627(97)$ [199], and the 2015 PDG averages $f_{K^\pm} = 155.6(0.4)$ MeV and $f_{B^\pm} = 187.1(4.2)$ MeV [150], which include (2 + 1)- and (2 + 1 + 1)-flavor lattice-QCD results. The QCD contributions to ϵ_K from charm- and top-quark loops are taken from Refs. [63, 200, 201], while all experimental inputs are from the PDG [102]. Plot courtesy E. Lunghi [202] using the procedures of Ref. [203].

all inputs by 1.5–1.8 σ , and below the determinations using only tree-level inputs by 1.2–2.1 σ [158]. Because our new B_q -mixing matrix elements imply lower values for $|V_{td}|$, $|V_{ts}|$, and their ratio, they enhance the observed tension between tree-level and loop-induced processes [158]. Figure 17 shows the current status of the CKM unitarity triangle using our new result for ξ plus recent determinations of $|V_{ub}| = 3.72(16) \times 10^{-3}$ and $|V_{cb}| = 40.8(1.0) \times 10^{-3}$ from our calculations of the $B \rightarrow \pi \ell \nu$ and $B \rightarrow D \ell \nu$ form factors [131, 197].⁴ At present, the experimental measurements are compatible with the Standard Model at $p = 0.32$. The overall precision still leaves ample room for BSM flavor-changing neutral currents that may be observable with anticipated theoretical improvements such as those discussed below, in conjunction with more precise experimental measurements expected from the LHC upgrade [10, 206] and Belle II [11].

Despite the improvement in the B_q -mixing elements obtained in this paper, the theoretical hadronic errors are still the limiting source of uncertainty in all calculations of observables in Sec. IX. In a forthcoming paper, we will report bag-parameter results from a combined analysis of the mixing-matrix-elements presented here with our collaboration’s companion

⁴ We obtain this value of $|V_{cb}|$ from a fit similar to the one in Ref. [198] including the recent $B \rightarrow D \ell \nu$ measurements from Belle [204], earlier measurements from BaBar [205], and our lattice-QCD form factors from Ref. [131].

decay-constant calculation using the same lattice ensembles and parameters [148]. We anticipate that the inclusion of statistical and systematic correlations between the matrix elements and decay constants will reduce the bag-parameter errors, thereby enabling better predictions of the $B_q \rightarrow \mu^+ \mu^-$ decay rates and other observables.

Additional work is still needed, however, to reduce the QCD uncertainties to the level of experimental measurements. The dominant errors in our current matrix-element results stem from statistics and heavy-quark discretization errors. The contribution from the chiral extrapolation is also significant for the B_d matrix elements and ξ . We plan to reduce these uncertainties by using the newly generated gauge-field ensembles by the MILC Collaboration [25, 26] with four flavors of highly-improved staggered quarks (HISQ) [207]. Ensembles with physical-mass pions at four lattice spacings are already available, the use of which will render the chiral extrapolation unnecessary and eliminate the associated systematic uncertainty. In addition, the inclusion of charm quarks in the sea will eliminate the least-well quantified source of error in our current calculation. The inclusion of ensembles at an even finer lattice spacing will be particularly important for reducing heavy-quark discretization effects. Such a fine lattice spacing will also be useful in calculations that employ the HISQ action for the b quark [160]. Finally, because the matrix elements are dimensionful, they also receive error contributions from the lattice-spacing uncertainty, which will become relatively more important as the other errors discussed above are reduced. Recently several new scale-setting quantities have been introduced [26, 208–210] that can be obtained more directly and precisely than r_1 , one of which has already been employed in our calculation of charmed and light pseudoscalar-meson decay constants on the HISQ ensembles [211].

Once the matrix-element errors reach the few-percent level, it will be important to provide the B_d -mixing matrix elements at the correct physical d -quark mass. This can be done straightforwardly, as we have shown in this work, by including partially-quenched data in the analysis, and then evaluating the chiral fit function with the valence-quark mass equal to m_d and the sea-quark masses equal to the average up-down quark mass. For calculations where only full-QCD data is available, the corrections listed in Table X can be used to adjust the isospin-averaged B -mixing matrix elements for valence isospin breaking.

Neutral B -meson mixing provides a powerful test of the Standard Model and stringent constraints on new, high-scale physics [2, 16, 41]. Our work reveals several $\sim 2\sigma$ deviations between the Standard Model and experiment in B -meson oscillations and rare leptonic B decays. Similar-sized tensions have been observed in rare semileptonic B decays [183, 212–215], which also proceed via $b \rightarrow d$ and $b \rightarrow s$ flavor-changing neutral currents. The full basis of $\Delta B = 2$ mixing matrix elements, including their correlations, provided here will allow these interesting tensions to be better explored, leading to sharper tests of the Standard Model and tighter constraints on allowed new physics.

ACKNOWLEDGMENTS

We thank Sébastien Descotes-Genon for helpful discussions and supplementary information on CKMfitter’s results, Enrico Lunghi for providing the global unitarity-triangle fit plot and assisting in calculations of $B \rightarrow \mu\mu$ observables, and Andrzej Buras, Martin Jung, and Alexander Lenz for helpful discussions and valuable feedback on the manuscript. Computations for this work were carried out with resources provided by the USQCD Collaboration, the National Energy Research Scientific Computing Center and the Argonne Leadership Computing Facility, which are funded by the Office of Science of the U.S. Department of

Energy; and with resources provided by the National Institute for Computational Science and the Texas Advanced Computing Center, which are funded through the National Science Foundation’s Teragrid/XSEDE Program. This work was supported in part by the U.S. Department of Energy under grants No. DE-FG02-91ER40628 (C.B.) No. DE-FC02-06ER41446 (C.D.) No. DE-SC0010120 (S.G.), No. DE-SC0010005 (E.T.N.), No. DE-FG02-91ER40661 (S.G., R.Z.), No. DE-FG02-13ER42001 (C.C.C., D.D., A.X.K.), No. DE-FG02-13ER41976 (D.T.); by the U.S. National Science Foundation under grants PHY10-67881 and PHY10-034278 (C.D.), PHY14-17805 (D.D., J.L.), and PHY13-16748 (R.S.); by the Fermilab Fellowship in Theoretical Physics (C.M.B., C.C.C.); by the URA Visiting Scholars’ program (C.M.B., C.C.C., D.D., A.X.K.); by the MICINN (Spain) under grant FPA2010-16696 and Ramón y Cajal program (E.G.); by the Junta de Andalucía (Spain) under Grants No. FQM-101 and No. FQM-6552 (E.G.); by the European Commission (EC) under Grant No. PCIG10-GA-2011-303781 (E.G.); by the German Excellence Initiative and the European Union Seventh Framework Program under grant agreement No. 291763 as well as the European Union’s Marie Curie COFUND program (A.S.K.). Fermilab is operated by Fermi Research Alliance, LLC, under Contract No. DE-AC02-07CH11359 with the United States Department of Energy. Brookhaven National Laboratory is supported by the DoE under contract no. DE-SC0012704.

Appendix A: Numerical results for B_q -mixing matrix elements and bag parameters

Tables [XIII–XVII](#) in this Appendix present our results for the complete set of B_q -mixing matrix elements and bag parameters with total statistical plus systematic uncertainties, as well as the correlations between them. The bag parameters are defined in Eqs. [\(2.5\)–\(2.7\)](#) to be one in the vacuum saturation approximation. This information is sufficient to use our results in calculations of B_q -mixing observables both within and beyond the Standard Model.

Because the estimated uncertainty due to the omission of charm sea quarks is less quantitative than the other uncertainties, we do not provide correlations for this error. Rather we suggest that an error of 2% be taken on all sums or differences of matrix elements $\langle \mathcal{O}_i^q \rangle$ ($q = d, s$; $i=1-5$), and that an error of 0.5% be taken on all ratios of (sums or differences of) B_s -to- B_d matrix elements. As discussed earlier, we consider the charm-sea error in the bag parameters and same-flavor matrix-element ratios to be negligible.

TABLE XIII. B_q -mixing matrix elements $f_{B_q}^2 B_{B_q}^{(i)}$ in the $\overline{\text{MS}}$ -NDR scheme evaluated at the scale $\mu = \overline{m}_b$, with total statistical plus systematic uncertainties. The first error is the ‘‘Total’’ error listed in Table XI and the second is the ‘‘charm sea’’ error listed in the last column of that table. For operators \mathcal{O}_2^q and \mathcal{O}_3^q , results for both the BMU [124] and BBGLN [67, 123] evanescent-operator conventions are shown. Entries are in GeV^2 .

	$B_d\text{-}\overline{B}_d$		$B_s\text{-}\overline{B}_s$	
	BMU	BBGLN	BMU	BBGLN
$f_{B_q}^2 B_{B_q}^{(1)}(\overline{m}_b)$	0.0342(29)(7)		0.0498(30)(10)	
$f_{B_q}^2 B_{B_q}^{(2)}(\overline{m}_b)$	0.0285(26)(6)	0.0303(27)(6)	0.0421(27)(8)	0.0449(29)(9)
$f_{B_q}^2 B_{B_q}^{(3)}(\overline{m}_b)$	0.0402(77)(8)	0.0399(77)(8)	0.0576(77)(12)	0.0571(77)(11)
$f_{B_q}^2 B_{B_q}^{(4)}(\overline{m}_b)$	0.0390(28)(8)		0.0534(30)(11)	
$f_{B_q}^2 B_{B_q}^{(5)}(\overline{m}_b)$	0.0361(35)(7)		0.0493(36)(10)	

TABLE XIV. Correlations between the matrix-element results in the $\overline{\text{MS}}$ -NDR-BBGLN scheme presented in Table XIII. Correlations between the BMU-scheme results differ by $< 1\%$. The entries of the correlation matrix are symmetric across the diagonal. The contributions from the ‘‘charm sea’’ error are not included in this table, because they are not as well quantified as the other uncertainties.

	$f_{B_d}^2 B_{B_d}^{(1)}$	$f_{B_d}^2 B_{B_d}^{(2)}$	$f_{B_d}^2 B_{B_d}^{(3)}$	$f_{B_d}^2 B_{B_d}^{(4)}$	$f_{B_d}^2 B_{B_d}^{(5)}$	$f_{B_s}^2 B_{B_s}^{(1)}$	$f_{B_s}^2 B_{B_s}^{(2)}$	$f_{B_s}^2 B_{B_s}^{(3)}$	$f_{B_s}^2 B_{B_s}^{(4)}$	$f_{B_s}^2 B_{B_s}^{(5)}$
$f_{B_d}^2 B_{B_d}^{(1)}$	1	0.378	0.070	0.336	0.287	0.968	0.395	0.089	0.346	0.305
$f_{B_d}^2 B_{B_d}^{(2)}$		1	0.212	0.348	0.255	0.394	0.961	0.230	0.365	0.277
$f_{B_d}^2 B_{B_d}^{(3)}$			1	0.134	0.065	0.079	0.207	0.980	0.137	0.071
$f_{B_d}^2 B_{B_d}^{(4)}$				1	0.404	0.371	0.391	0.162	0.955	0.426
$f_{B_d}^2 B_{B_d}^{(5)}$					1	0.309	0.281	0.084	0.404	0.962
$f_{B_s}^2 B_{B_s}^{(1)}$						1	0.455	0.117	0.419	0.359
$f_{B_s}^2 B_{B_s}^{(2)}$							1	0.253	0.453	0.339
$f_{B_s}^2 B_{B_s}^{(3)}$								1	0.186	0.107
$f_{B_s}^2 B_{B_s}^{(4)}$									1	0.471
$f_{B_s}^2 B_{B_s}^{(5)}$										1

TABLE XV. Upper panel: $B_{B_q}^{(i)}(\mu)$ in the $\overline{\text{MS}}\text{-NDR}$ scheme evaluated at the scale $\mu = \overline{m}_b$ with evanescent operator scheme specified by BMU or BBGLN. Errors shown are from the matrix elements in Table XIII and from the decay constants, respectively. Lower panel: ratios of bag parameters $B_{B_q}^{(i)}(\overline{m}_b)/B_{B_q}^{(1)}(\overline{m}_b)$ ($i=2-5$). Errors are from the matrix elements in Table XIII, and include correlations between the chiral-continuum fit and r_1/a errors on the bag parameters in the numerator and denominator. The remaining subleading errors added after the chiral-continuum fit are treated as uncorrelated between the bag parameters. In both panels, the error on the bag parameters due to the omission of the charm sea is considered to be negligible.

	$B_d\text{-}\overline{B}_d$		$B_s\text{-}\overline{B}_s$	
	BMU	BBGLN	BMU	BBGLN
$B_{B_q}^{(1)}(\overline{m}_b)$	0.913(76)(40)		0.952(58)(32)	
$B_{B_q}^{(2)}(\overline{m}_b)$	0.761(68)(33)	0.808(72)(35)	0.806(52)(27)	0.859(55)(29)
$B_{B_q}^{(3)}(\overline{m}_b)$	1.07(21)(5)	1.07(21)(5)	1.10(15)(4)	1.09(15)(4)
$B_{B_q}^{(4)}(\overline{m}_b)$	1.040(75)(45)		1.022(57)(34)	
$B_{B_q}^{(5)}(\overline{m}_b)$	0.964(93)(42)		0.943(68)(31)	
$B_{B_q}^{(2)}/B_{B_q}^{(1)}$	0.838(81)	0.885(73)	0.849(56)	0.902(59)
$B_{B_q}^{(3)}/B_{B_q}^{(1)}$	1.18(24)	1.17(24)	1.16(16)	1.15(16)
$B_{B_q}^{(4)}/B_{B_q}^{(1)}$	1.14(10)		1.073(68)	
$B_{B_q}^{(5)}/B_{B_q}^{(1)}$	1.06(11)		0.990(75)	

TABLE XVI. Bag parameters that enter the expression for the width difference $\Delta\Gamma_q$ at $\mathcal{O}(1/m_b)$ in Ref. [61] (upper panel), and their ratios with respect to $B_{B_q}^{(1)}$ (lower panel). The bag parameters are obtained in the $\overline{\text{MS}}$ -NDR-BBGLN scheme evaluated at the scale $\mu = \overline{m}_b$ using Eq. (28) of Ref. [61]. (Note that $B_{B_q}^{(R_1)}$ and $B_{B_q}^{(\tilde{R}_1)}$ are proportional to our $B_{B_q}^{(4)}$ and $B_{B_q}^{(5)}$, respectively.) The errors in the upper panel are from the matrix elements in Table XIII and the decay constants, respectively. The errors on the ratios in the lower panel include correlations between the chiral-continuum fit and r_1/a errors in the numerator and denominator, while the subleading errors added after the chiral-continuum fit are treated as uncorrelated. In both panels, the errors from parametric inputs and the omission of the charm sea are negligible.

	$B_d-\bar{B}_d$	$B_s-\bar{B}_s$
$B_{B_q}^{(R_0^q)}$	0.32(73)(1)	0.52(52)(2)
$B_{B_q}^{(R_1^q)}$	1.57(11)(7)	1.536(84)(51)
$B_{B_q}^{(\tilde{R}_1^q)}$	1.19(11)(5)	1.165(84)(39)
$B_{B_q}^{(R_0^q)}/B_{B_q}^{(1)}$	0.35(80)	0.54(55)
$B_{B_q}^{(R_1^q)}/B_{B_q}^{(1)}$	1.72(15)	1.61(10)
$B_{B_q}^{(\tilde{R}_1^q)}/B_{B_q}^{(1)}$	1.31(14)	1.223(93)

TABLE XVII. Correlations between the bag-parameters presented in Tables XV and XVI. The entries of the correlation matrix are symmetric across the diagonal. The correlations between the BMU-scheme results for $B_{B_q}^{(2,3)}$ and the other B -parameters differ by $< 1\%$. We note that, although R_0 is a linear combination of matrix elements $\langle \mathcal{O}_{1,2,3}^q \rangle$, the coefficients in Eq. (2.12) are given only in the BBGLN scheme [61].

	$B_{B_d}^{(1)}$	$B_{B_d}^{(2)}$	$B_{B_d}^{(3)}$	$B_{B_d}^{(4)}$	$B_{B_d}^{(5)}$	$B_{B_d}^{(R_0)}$	$B_{B_d}^{(R_1)}$	$B_{B_d}^{(\tilde{R}_1)}$	$B_{B_s}^{(1)}$	$B_{B_s}^{(2)}$	$B_{B_s}^{(3)}$	$B_{B_s}^{(4)}$	$B_{B_s}^{(5)}$	$B_{B_s}^{(R_0)}$	$B_{B_s}^{(R_1)}$	$B_{B_s}^{(\tilde{R}_1)}$
$B_{B_d}^{(1)}$	1	0.504	0.162	0.494	0.422	-0.231	0.500	0.423	0.754	0.311	0.077	0.264	0.246	-0.235	0.269	0.247
$B_{B_d}^{(2)}$		1	0.282	0.494	0.389	0.528	0.477	0.380	0.311	0.766	0.201	0.283	0.226	0.509	0.259	0.214
$B_{B_d}^{(3)}$			1	0.225	0.148	-0.456	0.216	0.143	0.068	0.179	0.929	0.115	0.063	-0.454	0.103	0.057
$B_{B_d}^{(4)}$				1	0.528	0.036	0.988	0.518	0.279	0.297	0.134	0.705	0.332	0.030	0.688	0.319
$B_{B_d}^{(5)}$					1	0.032	0.523	0.998	0.247	0.228	0.074	0.318	0.797	0.026	0.310	0.794
$B_{B_d}^{(R_0)}$						1	0.036	0.031	-0.212	0.469	-0.443	0.031	0.027	0.982	0.031	0.027
$B_{B_d}^{(R_1)}$							1	0.524	0.283	0.270	0.120	0.683	0.322	0.030	0.696	0.323
$B_{B_d}^{(\tilde{R}_1)}$								1	0.248	0.214	0.067	0.305	0.793	0.026	0.311	0.796
$B_{B_s}^{(1)}$									1	0.575	0.215	0.560	0.486	-0.196	0.571	0.488
$B_{B_s}^{(2)}$										1	0.329	0.581	0.466	0.498	0.553	0.450
$B_{B_s}^{(3)}$											1	0.278	0.195	-0.437	0.263	0.186
$B_{B_s}^{(4)}$												1	0.581	0.057	0.981	0.565
$B_{B_s}^{(5)}$													1	0.048	0.574	0.996
$B_{B_s}^{(R_0)}$														1	0.058	0.048
$B_{B_s}^{(R_1)}$															1	0.577
$B_{B_s}^{(\tilde{R}_1)}$																1

Appendix B: Evaluating quality of fits

In this Appendix, we discuss the measures of goodness of fit used to guide and scrutinize the analysis. All fits presented in this work take the correlations between the data into account. As discussed below, it is (conceptually) necessary to constrain the fit parameters, and we do so with Gaussian priors.

We evaluate the quality of our fit results with two test statistics denoted Q and p , both of which are defined via the (complementary) cumulative χ^2 distribution with ν degrees of freedom [102]:

$$F_{\chi^2}(\chi_{\min}^2, \nu) = \int_{\chi_{\min}^2}^{\infty} \frac{x^{2(\nu/2-1)} e^{-x^2/2}}{2^{\nu/2} \Gamma(\nu/2)} dx^2, \quad (\text{B1})$$

which gives the probability that a random ν -component vector \mathbf{x} satisfies $x^2 \geq \chi_{\min}^2$. The statistics Q and p differ in the choices made for χ_{\min}^2 and ν in this formula.

With a *finite* set of parameters in a theoretical model, it is customary to form the function

$$\chi^2(P) = \sum_{\alpha, \beta=1}^{N_D} [f_{\alpha}(P) - D_{\alpha}] (\sigma^2)_{\alpha\beta}^{-1} [f_{\beta}(P) - D_{\beta}], \quad (\text{B2})$$

where P is the parameter vector, f denotes the fit model, D the data, and σ^2 is the covariance matrix between the data. One then finds the parameter vector P^* that minimizes $\chi^2(P)$. A good model, fit to many similar data sets, should yield for $F_{\chi^2}(\chi^2(P^*), N_D - N_P)$ a uniform distribution over $[0, 1]$, where N_D and N_P are the numbers of data points and fitted parameters, respectively.

In the cases at hand—correlator fits and the chiral-continuum extrapolation—there are, in principle, *infinitely many* parameters. Because only the first few terms in the tower of states in Eqs. (4.2) and (4.5) or in the χ PT expansion in Sec. VII can be determined by the data, one must in practice constrain all but a few parameters. Note that truncating the tower of states or the order in χ PT is the same as constraining all omitted terms to vanish. Fits are more stable over a wider range of data when one includes several higher-order parameters that are constrained moderately with priors instead of sharply truncating the series.

We thus introduce an “augmented” χ^2 function [117]:

$$\chi_{\text{aug}}^2(P) = \chi^2(P) + \sum_{m, n=1}^{N_P} (P_m - \tilde{P}_m) (\tilde{\sigma}^2)_{mn}^{-1} (P_n - \tilde{P}_n), \quad (\text{B3})$$

imposing prior distributions for N_P parameters with prior central values \tilde{P} and covariance matrix $\tilde{\sigma}^2$. In practice, we take the priors to be uncorrelated, *i.e.*, $\tilde{\sigma}^2$ is diagonal. Further, we impose a prior for every parameter actively fit, including those well-constrained by the data. Our best-fit parameter vector \hat{P} is the one that minimizes $\chi_{\text{aug}}^2(P)$.

Each prior is an additional piece of information, so we examine

$$Q \equiv F_{\chi^2} \left(\chi_{\text{aug}}^2(\hat{P}), N_D \right) \quad (\text{B4})$$

to rank the quality of the fits. When carrying out many similar fits, the resulting Q values need not follow a uniform distribution, because $\chi_{\text{aug}}^2(\hat{P})$ need not follow the χ^2 distribution

for N_D degrees of freedom. A uniform distribution for Q arises only when the priors have been chosen such that the extra terms in Eq. (B3) make a contribution $\chi_{\text{aug}}^2(\hat{P}) - \chi^2(\hat{P}) \approx N_P$, *i.e.*, when the prior widths are narrow.

Our priors are not chosen to yield such an outcome. Instead, the priors for the essential fit parameters are effectively unconstraining, and the others are chosen to promote fit stability. Nevertheless, we find Q to be useful when ranking fits with different N_P . To test the influence of the priors on the best fit, we introduce a p value via

$$p \equiv F_{\chi^2} \left(\chi^2(\hat{P}), N_D - N_P \right), \quad (\text{B5})$$

omitting from χ_{aug}^2 the terms corresponding to the priors, but still using the best-fit parameter vector \hat{P} that minimizes χ_{aug}^2 . If the priors do not influence the fits in an undesirable way, then $\chi^2(\hat{P})$ should be close enough to $\chi^2(P^*)$ that the p value in Eq. (B5) is uniformly distributed between 0 and 1. Figure 9 shows this to be the case for the correlator fits.

Appendix C: Chiral logarithms

For reasons discussed in Sec. VII A 1, we use a notation for the loop-diagram functions that is slightly different than in the original paper [55]. Here we provide a dictionary to translate between this work and Ref. [55].

In this paper, the light valence quark (d or s) is labeled with q but in Ref. [55] with x . Here, the index i denotes the five operators, but in Ref. [55] n is used. Thus, when a label on the functions corresponds to these properties, the notation will differ in a trivial way.

We follow the notation of Ref. [55] for correct-spin contributions. The self-energy function $\mathcal{W}_{q\bar{b}} = \mathcal{W}_{b\bar{q}}$ is given explicitly in Eq. (62) of Ref. [55]. The correct-spin tadpole functions depend on whether $i \in \{1, 2, 3\}$ or $\{4, 5\}$; $\mathcal{T}_q^{(1,2,3)}$ and $\mathcal{T}_q^{(4,5)}$ are given in Eqs. (82) and (83), respectively, of Ref. [55]. The sunset function is the same for all i (or n); $\mathcal{Q}_q^{(i)}$ is given in Eq. (89) of Ref. [55].

For the wrong-spin contributions, we find it more transparent to separate the LECs $\beta_i^{(l)}$ from the loop-diagram functions. The relation between our notation (left-hand side) and that of Ref. [55] (right-hand side) is as follows:

$$\beta_1 \tilde{T}_q^{(1a)} + (\beta_2 + \beta_3) \tilde{T}_q^{(1b)} = \beta_1 \tilde{\mathcal{T}}_q^{(1)}, \quad (\text{C1a})$$

$$\beta_2 \tilde{T}_q^{(23a)} + \beta_1 \tilde{T}_q^{(23b)} + \beta_3 \tilde{T}_q^{(23c)} = \beta_2 \tilde{\mathcal{T}}_q^{(2)}, \quad (\text{C1b})$$

$$\beta_3 \tilde{T}_q^{(23a)} + \beta_1 \tilde{T}_q^{(23b)} + \beta_2 \tilde{T}_q^{(23c)} = \beta_3 \tilde{\mathcal{T}}_q^{(3)}, \quad (\text{C1c})$$

$$\beta_4 \tilde{T}_q^{(45a)} + \beta_5 \tilde{T}_q^{(45b)} = \beta_4 \tilde{\mathcal{T}}_q^{(4)}, \quad (\text{C1d})$$

$$\beta_5 \tilde{T}_q^{(45a)} + \beta_4 \tilde{T}_q^{(45b)} = \beta_5 \tilde{\mathcal{T}}_q^{(5)}, \quad (\text{C1e})$$

and

$$\beta_1 \tilde{Q}_q^{(1a)} + (\beta_2' + \beta_3') \tilde{Q}_q^{(1b)} = \beta_1 \tilde{\mathcal{Q}}_q^{(1)}, \quad (\text{C2a})$$

$$\beta_2' \tilde{Q}_q^{(23a)} + \beta_1 \tilde{Q}_q^{(23b)} + \beta_3' \tilde{Q}_q^{(23c)} = \beta_2' \tilde{\mathcal{Q}}_q^{(2)}, \quad (\text{C2b})$$

$$\beta_3' \tilde{Q}_q^{(23a)} + \beta_1 \tilde{Q}_q^{(23b)} + \beta_2' \tilde{Q}_q^{(23c)} = \beta_3' \tilde{\mathcal{Q}}_q^{(3)}, \quad (\text{C2c})$$

$$\beta_4' \tilde{Q}_q^{(45a)} + \beta_5' \tilde{Q}_q^{(45b)} = \beta_4' \tilde{\mathcal{Q}}_q^{(4)}, \quad (\text{C2d})$$

$$\beta_5' \tilde{Q}_q^{(45a)} + \beta_4' \tilde{Q}_q^{(45b)} = \beta_5' \tilde{\mathcal{Q}}_q^{(5)}. \quad (\text{C2e})$$

Equations (C1) can be obtained from Eqs. (84)–(88) of Ref. [55], and Eqs. (C2) from Eqs. (90)–(94) of that paper.

-
- [1] J. L. Hewett, H. Weerts, *et al.*, *Fundamental Physics at the Intensity Frontier* (U.S. Department of Energy, 2012) [arXiv:1205.2671 \[hep-ex\]](#).
 - [2] G. Isidori, Y. Nir, and G. Perez, *Annu. Rev. Nucl. Part. Sci.* **60**, 355 (2010), [arXiv:1002.0900 \[hep-ph\]](#).
 - [3] A. J. Buras and J. Girrbach, *Rept. Prog. Phys.* **77**, 086201 (2014), [arXiv:1306.3775 \[hep-ph\]](#).
 - [4] A. J. Buras, D. Buttazzo, J. Girrbach-Noe, and R. Knegjens, *JHEP* **11**, 121 (2014), [arXiv:1408.0728 \[hep-ph\]](#).
 - [5] A. de Gouvea *et al.* (Neutrino Working Group), (2013), [arXiv:1310.4340 \[hep-ex\]](#).
 - [6] S. Dawson *et al.* (Higgs Boson Working Group), (2013), [arXiv:1310.8361 \[hep-ex\]](#).
 - [7] J. N. Butler *et al.* (Quark Flavor Physics Working Group), (2013), [arXiv:1311.1076 \[hep-ex\]](#).
 - [8] J. Albrecht *et al.* (Charged Leptons Working Group), (2013), [arXiv:1311.5278 \[hep-ex\]](#).
 - [9] Y. Amhis *et al.* (Heavy Flavor Averaging Group), (2014), online update at <http://www.slac.stanford.edu/xorg/hfag/>, [arXiv:1412.7515 \[hep-ex\]](#).
 - [10] R. Aaij *et al.* (LHCb), *Eur. Phys. J.* **C73**, 2373 (2013), [arXiv:1208.3355 \[hep-ex\]](#).
 - [11] T. Aushev *et al.*, (2010), [arXiv:1002.5012 \[hep-ex\]](#).
 - [12] E. Dalgic, A. Gray, E. Gámiz, C. T. H. Davies, G. P. Lepage, J. Shigemitsu, H. Trottier, and M. Wingate (HPQCD), *Phys. Rev.* **D76**, 011501 (2007), [arXiv:hep-lat/0610104 \[hep-lat\]](#).
 - [13] E. Gámiz, C. T. H. Davies, G. P. Lepage, J. Shigemitsu, and M. Wingate (HPQCD), *Phys. Rev.* **D80**, 014503 (2009), [arXiv:0902.1815 \[hep-lat\]](#).
 - [14] C. Albertus *et al.* (RBC and UKQCD), *Phys. Rev.* **D82**, 014505 (2010), [arXiv:1001.2023 \[hep-lat\]](#).
 - [15] A. Bazavov *et al.* (Fermilab Lattice and MILC), *Phys. Rev.* **D86**, 034503 (2012), [arXiv:1205.7013 \[hep-lat\]](#).
 - [16] N. Carrasco *et al.* (ETM), *JHEP* **03**, 016 (2014), [arXiv:1308.1851 \[hep-lat\]](#).
 - [17] Y. Aoki, T. Ishikawa, T. Izubuchi, C. Lehner, and A. Soni, *Phys. Rev.* **D91**, 114505 (2015), [arXiv:1406.6192 \[hep-lat\]](#).
 - [18] E. Eichten and B. R. Hill, *Phys. Lett.* **B240**, 193 (1990).
 - [19] A. Hasenfratz and F. Knechtli, *Phys. Rev.* **D64**, 034504 (2001), [arXiv:hep-lat/0103029 \[hep-lat\]](#).
 - [20] M. Della Morte, A. Shindler, and R. Sommer (ALPHA), *JHEP* **08**, 051 (2005), [arXiv:hep-lat/0506008 \[hep-lat\]](#).
 - [21] R. J. Dowdall, C. T. H. Davies, R. R. Horgan, G. P. Lepage, C. J. Monahan, and J. Shigemitsu (HPQCD), *PoS LATTICE2014*, 373 (2014), [arXiv:1411.6989 \[hep-lat\]](#).
 - [22] G. P. Lepage, L. Magnea, C. Nakhleh, U. Magnea, and K. Hornbostel, *Phys. Rev.* **D46**, 4052 (1992), [arXiv:hep-lat/9205007 \[hep-lat\]](#).
 - [23] E. Gámiz, J. Shigemitsu, and H. Trottier, *Phys. Rev.* **D77**, 114505 (2008), [arXiv:0804.1557 \[hep-lat\]](#).
 - [24] T. C. Hammant, A. G. Hart, G. M. von Hippel, R. R. Horgan, and C. J. Monahan, *Phys. Rev.* **D88**, 014505 (2013), [arXiv:1303.3234 \[hep-lat\]](#).
 - [25] A. Bazavov *et al.* (MILC), *Phys. Rev.* **D82**, 074501 (2010), [arXiv:1004.0342 \[hep-lat\]](#).
 - [26] A. Bazavov *et al.* (MILC), *Phys. Rev.* **D87**, 054505 (2013), [arXiv:1212.4768 \[hep-lat\]](#).

- [27] C. W. Bernard, T. Burch, K. Orginos, D. Toussaint, T. A. DeGrand, S. Datta, C. DeTar, S. Gottlieb, U. M. Heller, K. Orginos, R. Sugar, and D. Toussaint, *Phys. Rev.* **D64**, 054506 (2001), [arXiv:hep-lat/0104002 \[hep-lat\]](#).
- [28] C. Aubin, C. Bernard, C. E. DeTar, J. Osborn, S. Gottlieb, E. B. Gregory, D. Toussaint, U. M. Heller, J. E. Hetrick, and R. Sugar, *Phys. Rev.* **D70**, 094505 (2004), [arXiv:hep-lat/0402030 \[hep-lat\]](#).
- [29] A. Bazavov *et al.*, *Rev. Mod. Phys.* **82**, 1349 (2010), [arXiv:0903.3598 \[hep-lat\]](#).
- [30] C. M. Bouchard, E. D. Freeland, C. Bernard, A. X. El-Khadra, E. Gámiz, A. S. Kronfeld, J. Laiho, and R. S. Van de Water, *PoS LATTICE2011*, 274 (2011), [arXiv:1112.5642 \[hep-lat\]](#).
- [31] S. Hansmann-Menzemer and U. Nierste, in *The Large Hadron Collider: Harvest of Run 1*, edited by T. Schörner-Sadenius (Springer, Berlin, 2015) pp. 301–353.
- [32] A. Buras, *PoS FWNP*, 003 (2015), [arXiv:1505.00618 \[hep-ph\]](#).
- [33] U. Nierste, *J. Phys. Conf. Ser.* **447**, 012017 (2013), [arXiv:1304.3831 \[hep-ph\]](#).
- [34] A. Lenz, in *8th International Workshop on the CKM Unitarity Triangle (CKM2014) Vienna, Austria, September 8-12, 2014* (2014) [arXiv:1409.6963 \[hep-ph\]](#).
- [35] C. Bobeth, *J. Phys. Conf. Ser.* **556**, 012039 (2014).
- [36] G. Borissov, R. Fleischer, and M.-H. Schune, *Ann. Rev. Nucl. Part. Sci.* **63**, 205 (2013), [arXiv:1303.5575 \[hep-ph\]](#).
- [37] M. Blanke, A. J. Buras, and S. Recksiegel, (2015), [arXiv:1507.06316 \[hep-ph\]](#).
- [38] A. J. Buras, F. De Fazio, and J. Girrbach-Noe, *JHEP* **08**, 039 (2014), [arXiv:1405.3850 \[hep-ph\]](#).
- [39] A. J. Buras, F. De Fazio, and J. Girrbach, *JHEP* **02**, 112 (2014), [arXiv:1311.6729 \[hep-ph\]](#).
- [40] A. J. Buras and J. Girrbach, *Eur. Phys. J.* **C73**, 2560 (2013), [arXiv:1304.6835 \[hep-ph\]](#).
- [41] A. Lenz, U. Nierste, J. Charles, S. Descotes-Genon, A. Jantsch, C. Kaufhold, H. Lacker, S. Monteil, V. Niess, and S. T’Jampens (CKMfitter), *Phys. Rev.* **D83**, 036004 (2011), [arXiv:1008.1593 \[hep-ph\]](#).
- [42] A. Lenz, U. Nierste, J. Charles, S. Descotes-Genon, H. Lacker, S. Monteil, V. Niess, and S. T’Jampens, *Phys. Rev.* **D86**, 033008 (2012), [arXiv:1203.0238 \[hep-ph\]](#).
- [43] J. Brod, A. Lenz, G. Tetlalmatzi-Xolocotzi, and M. Wiebusch, *Phys. Rev.* **D92**, 033002 (2015), [arXiv:1412.1446 \[hep-ph\]](#).
- [44] C. Bobeth, U. Haisch, A. Lenz, B. Pecjak, and G. Tetlalmatzi-Xolocotzi, *JHEP* **06**, 040 (2014), [arXiv:1404.2531 \[hep-ph\]](#).
- [45] Y. Shimizu, M. Tanimoto, and K. Yamamoto, *Phys. Lett.* **B726**, 747 (2013), [arXiv:1307.0374 \[hep-ph\]](#).
- [46] I.-W. Kim and K. M. Zurek, *Phys. Rev.* **D89**, 035008 (2014), [arXiv:1310.2617 \[hep-ph\]](#).
- [47] A. E. Nelson and J. Scholtz, *Phys. Rev.* **D91**, 014009 (2015), [arXiv:1311.0040 \[hep-ph\]](#).
- [48] E. C. F. S. Fortes, K. S. Babu, and R. N. Mohapatra, in *Proceedings, 6th International Workshop on Charm Physics (Charm 2013)* (2013) [arXiv:1311.4101 \[hep-ph\]](#).
- [49] W. Dekens and D. Boer, *Nucl. Phys.* **B889**, 727 (2014), [arXiv:1409.4052 \[hep-ph\]](#).
- [50] F. S. Queiroz, K. Sinha, and A. Strumia, *Phys. Rev.* **D91**, 035006 (2015), [arXiv:1409.6301 \[hep-ph\]](#).
- [51] A. Arbey, J. Ellis, R. M. Godbole, and F. Mahmoudi, *Eur. Phys. J.* **C75**, 85 (2015), [arXiv:1410.4824 \[hep-ph\]](#).
- [52] T. Enomoto and R. Watanabe, (2015), [arXiv:1511.05066 \[hep-ph\]](#).
- [53] E. Lunghi and A. Soni, *Phys. Lett.* **B666**, 162 (2008), [arXiv:0803.4340 \[hep-ph\]](#).

- [54] A. J. Buras and D. Guadagnoli, *Phys. Rev.* **D78**, 033005 (2008), [arXiv:0805.3887 \[hep-ph\]](#).
- [55] C. Bernard (MILC), *Phys. Rev.* **D87**, 114503 (2013), [arXiv:1303.0435 \[hep-lat\]](#).
- [56] W. Detmold and C. D. Lin, *Phys. Rev.* **D76**, 014501 (2007), [arXiv:hep-lat/0612028 \[hep-lat\]](#).
- [57] J. S. Hagelin, S. Kelley, and T. Tanaka, *Nucl. Phys.* **B415**, 293 (1994).
- [58] F. Gabbiani, E. Gabrielli, A. Masiero, and L. Silvestrini, *Nucl. Phys.* **B477**, 321 (1996), [arXiv:hep-ph/9604387 \[hep-ph\]](#).
- [59] J. A. Bagger, K. T. Matchev, and R.-J. Zhang, *Phys. Lett.* **B412**, 77 (1997), [arXiv:hep-ph/9707225 \[hep-ph\]](#).
- [60] B. W. Lee, J. Primack, and S. Treiman, *Phys. Rev.* **D7**, 510 (1973).
- [61] A. Lenz and U. Nierste, *JHEP* **0706**, 072 (2007), [arXiv:hep-ph/0612167 \[hep-ph\]](#).
- [62] S. Aoki *et al.* (Flavour Lattice Averaging Group), *Eur. Phys. J.* **C74**, 2890 (2014), [arXiv:1310.8555 \[hep-lat\]](#).
- [63] A. J. Buras, M. Jamin, and P. H. Weisz, *Nucl. Phys.* **B347**, 491 (1990).
- [64] T. Inami and C. S. Lim, *Prog. Theor. Phys.* **65**, 297 (1981), (E) *Prog. Theor. Phys.* **65**, 1772 (1981).
- [65] M. Beneke, G. Buchalla, and I. Dunietz, *Phys. Rev.* **D54**, 4419 (1996), [arXiv:hep-ph/9605259 \[hep-ph\]](#).
- [66] M. Artuso, G. Borissov, and A. Lenz, (2015), [arXiv:1511.09466 \[hep-ph\]](#).
- [67] M. Beneke, G. Buchalla, C. Greub, A. Lenz, and U. Nierste, *Phys. Lett.* **B459**, 631 (1999), [arXiv:hep-ph/9808385 \[hep-ph\]](#).
- [68] P. Weisz, *Nucl. Phys.* **B212**, 1 (1983).
- [69] P. Weisz and R. Wohlert, *Nucl. Phys.* **B236**, 397 (1984).
- [70] M. Lüscher and P. Weisz, *Commun. Math. Phys.* **97**, 59 (1985), (E) *Commun. Math. Phys.* **98**, 433 (1985).
- [71] M. Lüscher and P. Weisz, *Phys. Lett.* **B158**, 250 (1985).
- [72] T. Blum *et al.*, *Phys. Rev.* **D55**, 1133 (1997), [hep-lat/9609036](#).
- [73] K. Orginos and D. Toussaint (MILC), *Phys. Rev.* **D59**, 014501 (1998), [hep-lat/9805009](#).
- [74] J. F. Lagaë and D. K. Sinclair, *Phys. Rev.* **D59**, 014511 (1998), [hep-lat/9806014](#).
- [75] G. P. Lepage, *Phys. Rev.* **D59**, 074502 (1999), [arXiv:hep-lat/9809157](#).
- [76] K. Orginos, D. Toussaint, and R. L. Sugar (MILC), *Phys. Rev.* **D60**, 054503 (1999), [hep-lat/9903032](#).
- [77] C. W. Bernard *et al.* (MILC), *Phys. Rev.* **D61**, R111502 (2000), [hep-lat/9912018](#).
- [78] H. Hamber, E. Marinari, G. Parisi, and C. Rebbi, *Phys. Lett.* **B124**, 99 (1983).
- [79] S. Prelovsek, *Phys. Rev.* **D73**, 014506 (2006), [arXiv:hep-lat/0510080 \[hep-lat\]](#).
- [80] C. Bernard, *Phys. Rev.* **D73**, 114503 (2006), [hep-lat/0603011](#).
- [81] C. Bernard, M. Golterman, and Y. Shamir, *Phys. Rev.* **D73**, 114511 (2006), [arXiv:hep-lat/0604017 \[hep-lat\]](#).
- [82] C. Bernard, C. E. DeTar, Z. Fu, and S. Prelovsek, *Phys. Rev.* **D76**, 094504 (2007), [arXiv:0707.2402 \[hep-lat\]](#).
- [83] C. Aubin, J. Laiho, and R. S. Van de Water, *Phys. Rev.* **D77**, 114501 (2008), [arXiv:0803.0129 \[hep-lat\]](#).
- [84] D. H. Adams, *Phys. Rev.* **D72**, 114512 (2005), [arXiv:hep-lat/0411030 \[hep-lat\]](#).
- [85] Y. Shamir, *Phys. Rev.* **D71**, 034509 (2005), [arXiv:hep-lat/0412014 \[hep-lat\]](#).
- [86] S. Dürr, *PoS LAT2005*, 021 (2006), [hep-lat/0509026](#).
- [87] Y. Shamir, *Phys. Rev.* **D75**, 054503 (2007), [arXiv:hep-lat/0607007 \[hep-lat\]](#).
- [88] S. R. Sharpe, *PoS LAT2006*, 022 (2006), [hep-lat/0610094](#).

- [89] C. Bernard, M. Golterman, Y. Shamir, and S. R. Sharpe, *Phys. Rev.* **D77**, 114504 (2008), [arXiv:0711.0696 \[hep-lat\]](#).
- [90] A. S. Kronfeld, *PoS LAT2007*, 016 (2007), [arXiv:0711.0699 \[hep-lat\]](#).
- [91] M. Golterman, *PoS CONFINEMENT8*, 014 (2008), [arXiv:0812.3110 \[hep-ph\]](#).
- [92] G. C. Donald, C. T. H. Davies, E. Follana, and A. S. Kronfeld (HPQCD and Fermilab Lattice), *Phys. Rev.* **D84**, 054504 (2011), [arXiv:1106.2412 \[hep-lat\]](#).
- [93] C. Aubin *et al.* (MILC Collaboration), “asqtad ensemble 2064f21b679m020m050,” (2015); “asqtad ensemble 2064f21b679m020m050b,” (2015); “asqtad ensemble 2064f21b676m010m050,” (2015); “asqtad ensemble 2064f21b676m010m050b,” (2015); “asqtad ensemble 2064f21b676m007m050,” (2015); “asqtad ensemble 2064f21b676m007m050b,” (2015); “asqtad ensemble 2464f21b676m005m050,” (2015); “asqtad ensemble 2896f21b711m0124m031,” (2015); “asqtad ensemble 2896f21b709m0062m031,” (2015); “asqtad ensemble 2896f21b709m0062m031b,” (2015); “asqtad ensemble 3296f21b7085m00465m031,” (2015); “asqtad ensemble 4096f21b708m0031m031a,” (2015); “asqtad ensemble 4096f21b708m0031m031b,” (2015); “asqtad ensemble 6496f21b7075m00155m031,” (2015); “asqtad ensemble 48144f21b748m0072m018a,” (2015); “asqtad ensemble 48144f21b748m0072m018b,” (2015); “asqtad ensemble 48144f21b747m0036m018a,” (2015); “asqtad ensemble 48144f21b747m0036m018b,” (2015); “asqtad ensemble 56144f21b7465m0025m018,” (2015); “asqtad ensemble 64144f21b746m0018m018a,” (2015); “asqtad ensemble 64144f21b746m0018m018b,” (2015); “asqtad ensemble 64192f21b781m0028m014,” (2015).
- [94] B. Sheikholeslami and R. Wohlert, *Nucl. Phys.* **B259**, 572 (1985).
- [95] A. X. El-Khadra, A. S. Kronfeld, and P. B. Mackenzie, *Phys. Rev.* **D55**, 3933 (1997), [hep-lat/9604004](#).
- [96] C. Bernard *et al.* (Fermilab Lattice and MILC), *Phys. Rev.* **D83**, 034503 (2011), [arXiv:1003.1937 \[hep-lat\]](#).
- [97] J. A. Bailey *et al.* (Fermilab Lattice and MILC), *Phys. Rev.* **D89**, 114504 (2014), [arXiv:1403.0635 \[hep-lat\]](#).
- [98] C. W. Bernard *et al.*, *Phys. Rev.* **D62**, 034503 (2000), [arXiv:hep-lat/0002028 \[hep-lat\]](#).
- [99] R. Sommer, *Nucl. Phys.* **B411**, 839 (1994), [arXiv:hep-lat/9310022 \[hep-lat\]](#).
- [100] C. R. Allton, (1996), [arXiv:hep-lat/9610016 \[hep-lat\]](#).
- [101] A. Bazavov *et al.* (Fermilab Lattice and MILC), *Phys. Rev.* **D85**, 114506 (2012), [arXiv:1112.3051 \[hep-lat\]](#).
- [102] K. A. Olive *et al.* (Particle Data Group), *Chin. Phys.* **C38**, 090001 (2014).
- [103] A. Bazavov *et al.* (MILC), *PoS CD09*, 007 (2009), [arXiv:0910.2966 \[hep-ph\]](#).
- [104] C. Davies, E. Follana, I. Kendall, G. P. Lepage, and C. McNeile (HPQCD), *Phys. Rev.* **D81**, 034506 (2010), [arXiv:0910.1229 \[hep-lat\]](#).
- [105] M. Wingate, J. Shigemitsu, C. T. Davies, G. P. Lepage, and H. D. Trottier, *Phys. Rev.* **D67**, 054505 (2003), [arXiv:hep-lat/0211014 \[hep-lat\]](#).
- [106] A. X. El-Khadra, E. Gámiz, and A. S. Kronfeld, (2016).
- [107] N. Kawamoto and J. Smit, *Nucl. Phys.* **B192**, 100 (1981).
- [108] H. S. Sharatchandra, H. J. Thun, and P. Weisz, *Nucl. Phys.* **B192**, 205 (1981).
- [109] F. Gliozzi, *Nucl. Phys.* **B204**, 419 (1982).
- [110] H. Kluberg-Stern, A. Morel, O. Napoloy, and B. Petersson, *Nucl. Phys.* **B220**, 447 (1983).
- [111] W.-J. Lee and S. R. Sharpe, *Phys. Rev.* **D60**, 114503 (1999), [hep-lat/9905023](#).
- [112] K. Symanzik, *Nucl. Phys.* **B226**, 187 (1983).

- [113] J. L. Richardson, *Phys. Lett.* **B82**, 272 (1979).
- [114] D. P. Menscher, *Charmonium and charmed mesons with improved lattice QCD*, Ph.D. thesis, University of Illinois (2005).
- [115] C. M. Bouchard, *The Brown Muck of B^0 and B_s^0 Mixing: Beyond the Standard Model*, Ph.D. thesis, University of Illinois (2011).
- [116] I. Montvay and G. Münster, *Quantum Fields on a Lattice* (Cambridge University, Cambridge, UK, 1994).
- [117] G. P. Lepage, B. Clark, C. T. H. Davies, K. Hornbostel, P. B. Mackenzie, C. Morningstar, and H. Trotter, *Nucl. Phys. Proc. Suppl.* **106**, 12 (2002), arXiv:hep-lat/0110175 [hep-lat].
- [118] G. P. Lepage, “`lsqfit v4.8.5.1`,” (2012).
- [119] M. Di Pierro and E. Eichten, *Phys. Rev. D* **64**, 114004 (2001).
- [120] D. Ebert, R. Faustov, and V. Galkin, *Eur. Phys. J.* **C66**, 197 (2010).
- [121] M. J. Dugan and B. Grinstein, *Phys. Lett.* **B256**, 239 (1991).
- [122] C. Monahan, E. Gámiz, R. Horgan, and J. Shigemitsu, *Phys. Rev.* **D90**, 054015 (2014), arXiv:1407.4040 [hep-lat].
- [123] M. Beneke, G. Buchalla, C. Greub, A. Lenz, and U. Nierste, *Nucl. Phys.* **B639**, 389 (2002), arXiv:hep-ph/0202106 [hep-ph].
- [124] A. J. Buras, M. Misiak, and J. Urban, *Nucl. Phys.* **B586**, 397 (2000), arXiv:hep-ph/0005183 [hep-ph].
- [125] R. T. Evans, E. Gámiz, A. El-Khadra, and A. Kronfeld (Fermilab Lattice and MILC), PoS **LAT2009**, 245 (2009), arXiv:0911.5432 [hep-lat].
- [126] G. P. Lepage and P. B. Mackenzie, *Phys. Rev.* **D48**, 2250 (1993), arXiv:hep-lat/9209022 [hep-lat].
- [127] A. X. El-Khadra, A. S. Kronfeld, P. B. Mackenzie, S. M. Ryan, and J. N. Simone, *Phys. Rev.* **D64**, 014502 (2001), arXiv:hep-ph/0101023 [hep-ph].
- [128] J. Harada, S. Hashimoto, K.-I. Ishikawa, A. S. Kronfeld, T. Onogi, and N. Yamada, *Phys. Rev.* **D65**, 094513 (2002), hep-lat/0112044.
- [129] D. Bećirević, V. Giménez, G. Martinelli, M. Papinutto, and J. Reyes, *JHEP* **04**, 025 (2002), arXiv:hep-lat/0110091 [hep-lat].
- [130] K. Hornbostel, G. Lepage, and C. Morningstar, *Phys. Rev.* **D67**, 034023 (2003), arXiv:hep-ph/0208224 [hep-ph].
- [131] J. A. Bailey *et al.* (Fermilab Lattice and MILC), *Phys. Rev.* **D92**, 014024 (2015), arXiv:1503.07839 [hep-lat].
- [132] J. A. Bailey *et al.*, *Phys. Rev.* **D93**, 025026 (2016), arXiv:1509.06235 [hep-lat].
- [133] Q. Mason *et al.* (HPQCD), *Phys. Rev. Lett.* **95**, 052002 (2005), arXiv:hep-lat/0503005 [hep-lat].
- [134] C. Aubin and C. Bernard, *Phys. Rev.* **D73**, 014515 (2006), arXiv:hep-lat/0510088 [hep-lat].
- [135] C. Aubin and C. Bernard, *Phys. Rev.* **D68**, 034014 (2003), arXiv:hep-lat/0304014 [hep-lat].
- [136] A. S. Kronfeld, *Phys. Rev.* **D62**, 014505 (2000), hep-lat/0002008.
- [137] M. B. Oktay and A. S. Kronfeld, *Phys. Rev.* **D78**, 014504 (2008), arXiv:0803.0523 [hep-lat].
- [138] W. Detmold, C. J. D. Lin, and S. Meinel, *Phys. Rev. Lett.* **108**, 172003 (2012), arXiv:1109.2480 [hep-lat].
- [139] W. Detmold, C. J. D. Lin, and S. Meinel, *Phys. Rev.* **D85**, 114508 (2012), arXiv:1203.3378 [hep-lat].
- [140] F. Bernardoni, J. Bulava, M. Donnellan, and R. Sommer (ALPHA), *Phys. Lett.* **B740**, 278 (2015), arXiv:1404.6951 [hep-lat].

- [141] J. M. Flynn, P. Fritzschn, T. Kawanai, C. Lehner, B. Samways, C. T. Sachrajda, R. S. Van de Water, and O. Witzel (RBC, UKQCD), *Phys. Rev.* **D93**, 014510 (2016), [arXiv:1506.06413 \[hep-lat\]](#).
- [142] C. Aubin, C. Bernard, C. E. DeTar, J. Osborn, S. Gottlieb, E. B. Gregory, D. Toussaint, U. M. Heller, J. E. Hetrick, and R. Sugar (MILC), *Phys. Rev.* **D70**, 114501 (2004), [arXiv:hep-lat/0407028 \[hep-lat\]](#).
- [143] C. Bouchard, G. P. Lepage, C. Monahan, H. Na, and J. Shigemitsu (HPQCD), *Phys. Rev.* **D90**, 054506 (2014), [arXiv:1406.2279 \[hep-lat\]](#).
- [144] S. Borsanyi *et al.* (Budapest-Marseille-Wuppertal), *Science* **347**, 1452 (2015), [arXiv:1406.4088 \[hep-lat\]](#).
- [145] R. Horsley *et al.*, (2015), [arXiv:1508.06401 \[hep-lat\]](#).
- [146] H. Na, C. J. Monahan, C. T. H. Davies, R. Horgan, G. P. Lepage, and J. Shigemitsu, *Phys. Rev.* **D86**, 034506 (2012), [arXiv:1202.4914 \[hep-lat\]](#).
- [147] R. J. Dowdall, C. T. H. Davies, R. R. Horgan, C. J. Monahan, and J. Shigemitsu (HPQCD), *Phys. Rev. Lett.* **110**, 222003 (2013), [arXiv:1302.2644 \[hep-lat\]](#).
- [148] E. T. Neil, J. N. Simone, R. S. Van de Water, and A. S. Kronfeld (Fermilab Lattice and MILC), PoS **LATTICE2014**, 383 (2015), [arXiv:1501.01991 \[hep-lat\]](#).
- [149] M. Nobes, (2005), [arXiv:hep-lat/0501009 \[hep-lat\]](#).
- [150] J. L. Rosner, S. Stone, and R. S. Van de Water, (2015), [arXiv:1509.02220 \[hep-ph\]](#).
- [151] P. Marquard, A. V. Smirnov, V. A. Smirnov, and M. Steinhauser, *Phys. Rev. Lett.* **114**, 142002 (2015), [arXiv:1502.01030 \[hep-ph\]](#).
- [152] K. G. Chetyrkin, *Phys. Lett.* **B404**, 161 (1997), [arXiv:hep-ph/9703278 \[hep-ph\]](#).
- [153] J. A. M. Vermaseren, S. A. Larin, and T. van Ritbergen, *Phys. Lett.* **B405**, 327 (1997), [arXiv:hep-ph/9703284 \[hep-ph\]](#).
- [154] T. van Ritbergen, J. A. M. Vermaseren, and S. A. Larin, *Phys. Lett.* **B400**, 379 (1997), [arXiv:hep-ph/9701390 \[hep-ph\]](#).
- [155] M. Czakon, *Nucl. Phys.* **B710**, 485 (2005), [arXiv:hep-ph/0411261 \[hep-ph\]](#).
- [156] G. Buchalla, A. J. Buras, and M. E. Lautenbacher, *Rev. Mod. Phys.* **68**, 1125 (1996), [arXiv:hep-ph/9512380 \[hep-ph\]](#).
- [157] C. Bobeth, M. Gorbahn, T. Hermann, M. Misiak, E. Stamou, and M. Steinhauser, *Phys. Rev. Lett.* **112**, 101801 (2014), [arXiv:1311.0903 \[hep-ph\]](#).
- [158] J. Charles, A. Höcker, H. Lacker, S. Laplace, F. R. Le Diberder, J. Malclès, J. Ocariz, M. Pivk, and L. Roos (CKMfitter Group), *Eur. Phys. J.* **C41**, 1 (2005), updates at <http://ckmfitter.in2p3.fr>, [arXiv:hep-ph/0406184 \[hep-ph\]](#).
- [159] S. Descotes-Genon, (private communication).
- [160] C. McNeile, C. T. H. Davies, E. Follana, K. Hornbostel, and G. P. Lepage (HPQCD), *Phys. Rev.* **D85**, 031503 (2012), [arXiv:1110.4510 \[hep-lat\]](#).
- [161] N. Carrasco *et al.* (ETM), PoS **LATTICE2013**, 313 (2014), [arXiv:1311.2837 \[hep-lat\]](#).
- [162] N. H. Christ, J. M. Flynn, T. Izubuchi, T. Kawanai, C. Lehner, A. Soni, R. S. Van de Water, and O. Witzel (RBC and UKQCD), *Phys. Rev.* **D91**, 054502 (2015), [arXiv:1404.4670 \[hep-lat\]](#).
- [163] M. Bona *et al.* (UTfit), *JHEP* **10**, 081 (2006), updates at <http://utfit.org/UTfit/>, [arXiv:hep-ph/0606167 \[hep-ph\]](#).
- [164] A. Lenz and U. Nierste, in *CKM 2010*, edited by T. Gershon *et al.* (Warwick, UK, 2011) [arXiv:1102.4274 \[hep-ph\]](#).
- [165] K. Abe *et al.* (Belle), *Phys. Rev.* **D71**, 072003 (2005), (E) *Phys. Rev.* **D71**, 079903 (2005),

- [arXiv:hep-ex/0408111 \[hep-ex\]](#).
- [166] B. Aubert *et al.* (BaBar), *Phys. Rev.* **D73**, 012004 (2006), [arXiv:hep-ex/0507054 \[hep-ex\]](#).
 - [167] R. Aaij *et al.* (LHCb), *Phys. Lett.* **B719**, 318 (2013), [arXiv:1210.6750 \[hep-ex\]](#).
 - [168] A. Abulencia *et al.* (CDF), *Phys. Rev. Lett.* **97**, 242003 (2006), [arXiv:hep-ex/0609040 \[hep-ex\]](#).
 - [169] R. Aaij *et al.* (LHCb), *Phys. Lett.* **B709**, 177 (2012), [arXiv:1112.4311 \[hep-ex\]](#).
 - [170] R. Aaij *et al.* (LHCb), *New J. Phys.* **15**, 053021 (2013), [arXiv:1304.4741 \[hep-ex\]](#).
 - [171] R. Aaij *et al.* (LHCb), *Eur. Phys. J.* **C73**, 2655 (2013), [arXiv:1308.1302 \[hep-ex\]](#).
 - [172] R. Aaij *et al.* (LHCb), *Phys. Rev. Lett.* **114**, 041801 (2015), [arXiv:1411.3104 \[hep-ex\]](#).
 - [173] J. Abdallah *et al.* (DELPHI), *Eur. Phys. J.* **C28**, 155 (2003), [arXiv:hep-ex/0303032 \[hep-ex\]](#).
 - [174] B. Aubert *et al.* (BaBar), *Phys. Rev. Lett.* **92**, 181801 (2004), [arXiv:hep-ex/0311037 \[hep-ex\]](#).
 - [175] B. Aubert *et al.* (BaBar), *Phys. Rev.* **D70**, 012007 (2004), [arXiv:hep-ex/0403002 \[hep-ex\]](#).
 - [176] T. Higuchi *et al.*, *Phys. Rev.* **D85**, 071105 (2012), [arXiv:1203.0930 \[hep-ex\]](#).
 - [177] V. M. Abazov *et al.* (D0), *Phys. Rev.* **D89**, 012002 (2014), [arXiv:1310.0447 \[hep-ex\]](#).
 - [178] R. Aaij *et al.* (LHCb), *JHEP* **04**, 114 (2014), [arXiv:1402.2554 \[hep-ex\]](#).
 - [179] T. Aaltonen *et al.* (CDF), *Phys. Rev. Lett.* **109**, 171802 (2012), [arXiv:1208.2967 \[hep-ex\]](#).
 - [180] V. M. Abazov *et al.* (D0), *Phys. Rev.* **D85**, 032006 (2012), [arXiv:1109.3166 \[hep-ex\]](#).
 - [181] G. Aad *et al.* (ATLAS), *Phys. Rev.* **D90**, 052007 (2014), [arXiv:1407.1796 \[hep-ex\]](#).
 - [182] V. Khachatryan *et al.* (CMS), (2015), [arXiv:1507.07527 \[hep-ex\]](#).
 - [183] D. Du, A. X. El-Khadra, S. Gottlieb, A. S. Kronfeld, J. Laiho, E. Lunghi, R. S. Van de Water, and R. Zhou, *Phys. Rev.* **D93**, 034005 (2016), [arXiv:1510.02349 \[hep-ph\]](#).
 - [184] R. Aaij *et al.* (LHCb), *JHEP* **06**, 133 (2014), [arXiv:1403.8044 \[hep-ex\]](#).
 - [185] R. Aaij *et al.* (LHCb), *JHEP* **10**, 034 (2015), [arXiv:1509.00414 \[hep-ex\]](#).
 - [186] J. A. Bailey *et al.* (Fermilab Lattice and MILC), *Phys. Rev. Lett.* **115**, 152002 (2015), [arXiv:1507.01618 \[hep-ph\]](#).
 - [187] A. J. Buras, *Phys. Lett.* **B566**, 115 (2003), [arXiv:hep-ph/0303060 \[hep-ph\]](#).
 - [188] T. Hermann, M. Misiak, and M. Steinhauser, *JHEP* **12**, 097 (2013), [arXiv:1311.1347 \[hep-ph\]](#).
 - [189] C. Bobeth, M. Gorbahn, and E. Stamou, *Phys. Rev.* **D89**, 034023 (2014), [arXiv:1311.1348 \[hep-ph\]](#).
 - [190] K. De Bruyn, R. Fleischer, R. Knegjens, P. Koppenburg, M. Merk, and N. Tuning, *Phys. Rev.* **D86**, 014027 (2012), [arXiv:1204.1735 \[hep-ph\]](#).
 - [191] K. De Bruyn, R. Fleischer, R. Knegjens, P. Koppenburg, M. Merk, A. Pellegrino, and N. Tuning, *Phys. Rev. Lett.* **109**, 041801 (2012), [arXiv:1204.1737 \[hep-ph\]](#).
 - [192] A. J. Buras, R. Fleischer, J. Girrbach, and R. Knegjens, *JHEP* **07**, 77 (2013), [arXiv:1303.3820 \[hep-ph\]](#).
 - [193] V. Khachatryan *et al.* (CMS and LHCb), *Nature* **522**, 68 (2015), [arXiv:1411.4413 \[hep-ex\]](#).
 - [194] M. Ciuchini, G. D'Agostini, E. Franco, V. Lubicz, G. Martinelli, F. Parodi, P. Roudeau, and A. Stocchi, *JHEP* **07**, 013 (2001), [arXiv:hep-ph/0012308 \[hep-ph\]](#).
 - [195] A. Höcker, H. Lacker, S. Laplace, and F. Le Diberder, *Eur. Phys. J.* **C21**, 225 (2001), [arXiv:hep-ph/0104062 \[hep-ph\]](#).
 - [196] A. S. Kronfeld and S. M. Ryan, *Phys. Lett.* **B543**, 59 (2002), [arXiv:hep-ph/0206058 \[hep-ph\]](#).
 - [197] J. A. Bailey *et al.* (Fermilab Lattice and MILC), *Phys. Rev.* **D92**, 034506 (2015), [arXiv:1503.07237 \[hep-lat\]](#).
 - [198] C. DeTar, PoS **LeptonPhoton2015**, 023 (2015), [arXiv:1511.06884 \[hep-lat\]](#).
 - [199] A. Vladikas, in *13th Conference on Flavor Physics and CP Violation* (2015) [arXiv:1509.01155](#)

- [hep-lat].
- [200] J. Brod and M. Gorbahn, *Phys.Rev.* **D82**, 094026 (2010), arXiv:1007.0684 [hep-ph].
 - [201] J. Brod and M. Gorbahn, *Phys.Rev.Lett.* **108**, 121801 (2012), arXiv:1108.2036 [hep-ph].
 - [202] E. Lunghi, (private communication).
 - [203] J. Laiho, E. Lunghi, and R. S. Van de Water, *Phys. Rev.* **D81**, 034503 (2010), see also <http://latticeaverages.org>, arXiv:0910.2928 [hep-ph].
 - [204] R. Glattauer *et al.* (Belle), (2015), arXiv:1510.03657 [hep-ex].
 - [205] B. Aubert *et al.* (BaBar), *Phys. Rev.* **D79**, 012002 (2009), arXiv:0809.0828 [hep-ex].
 - [206] The CMS Collaboration (CMS), “*B* Physics analyses for the Phase-II Upgrade Technical Proposal,” (2015), CMS-PAS-FTR-14-015.
 - [207] E. Follana, Q. Mason, C. Davies, K. Hornbostel, G. P. Lepage, J. Shigemitsu, H. Trottier, and K. Wong (HPQCD), *Phys. Rev.* **D75**, 054502 (2007), arXiv:hep-lat/0610092 [hep-lat].
 - [208] M. Lüscher, *JHEP* **08**, 071 (2010), (E) *JHEP* **03**, 092 (2014), arXiv:1006.4518 [hep-lat].
 - [209] S. Borsanyi *et al.* (Budapest-Marseille-Wuppertal), *JHEP* **09**, 010 (2012), arXiv:1203.4469 [hep-lat].
 - [210] A. Bazavov *et al.* (MILC), (2015), arXiv:1503.02769 [hep-lat].
 - [211] A. Bazavov *et al.* (Fermilab Lattice and MILC), *Phys. Rev.* **D90**, 074509 (2014), arXiv:1407.3772 [hep-lat].
 - [212] R. Aaij *et al.* (LHCb), *Phys. Rev. Lett.* **111**, 191801 (2013), arXiv:1308.1707 [hep-ex].
 - [213] R. Aaij *et al.* (LHCb), *Phys. Rev. Lett.* **113**, 151601 (2014), arXiv:1406.6482 [hep-ex].
 - [214] W. Altmannshofer and D. M. Straub, in *50th Rencontres de Moriond on Electroweak Interactions and Unified Theories* (2015) arXiv:1503.06199 [hep-ph].
 - [215] C. Langenbruch (LHCb), in *50th Rencontres de Moriond on Electroweak Interactions and Unified Theories* (2015) arXiv:1505.04160 [hep-ex].