



W&M ScholarWorks

---

## Reports

---

1970

# Tips on keeping saltwater aquaria

James A. Lanier III

*Virginia Institute of Marine Science*

Fred C. Briggs

*Virginia Institute of Marine Science*

Follow this and additional works at: <https://scholarworks.wm.edu/reports>


 Part of the [Marine Biology Commons](#)

---

### Recommended Citation

Lanier, J. A., & Briggs, F. C. (1970) Tips on keeping saltwater aquaria. Educational series; no. 18. Virginia Institute of Marine Science, College of William and Mary. <https://doi.org/10.21220/V5VJ11>

This Report is brought to you for free and open access by W&M ScholarWorks. It has been accepted for inclusion in Reports by an authorized administrator of W&M ScholarWorks. For more information, please contact [scholarworks@wm.edu](mailto:scholarworks@wm.edu).



# TIPS ON KEEPING SALTWATER AQUARIA

by

James A. Lanier III

Fred C. Biggs



VIMS  
 QH  
 91.15  
 .E38  
 no.18  
 c.1

Don't let the 'NOOT' ruin your marine aquarium!

## TIPS ON KEEPING SALTWATER AQUARIA


Most fish in marine aquaria kept at home die from: **New Water, Overcrowding, Overfeeding, and/or Toxic materials** (N.O.O.T.).



1. **New Water.** If possible, about 25% of the water in a new tank should come from an aquarium which has held healthy fishes for at least a month. If you have no source of clean, aged water then fill the tank with new artificial seawater and allow it to stand for three days with filters running. A **small** piece of oyster or shrimp should be placed in the aquarium during this time, but no fish. Fish may be added slowly after this adjustment period, which has allowed beneficial bacteria to multiply in the tank. Only one or two fishes should be added during the first week, and it is wise to make sure they are healthy before adding more.

2. **Overcrowding.** Trying to see how many animals you can keep in a tank is asking for trouble. In general, the **larger** the aquarium and **fewer** animals, the better. Marine organisms need water for oxygen and waste disposal requirements, and when they are crowded any change in aquarium conditions can be deadly. More water per animal allows for more mistakes and less chance of disaster.

3. **Overfeeding.** Your animals won't die from eating too much, but decaying food left in the aquarium will quickly foul the water and eventually kill marine pets. The only thing left alive will be millions of bacteria which will produce a terrible odor and very cloudy water. Dead animals should also be removed promptly, since a decaying carcass can cause the same problems.



4. **Toxic Materials.** Be very careful about what you put into your tank: **clean** shells are fine, but not metals or some plastics. Follow the rule of adding **nothing** to your tank unless you are sure it is safe. Even stain-




1001179303

less steel aquarium frames can cause problems unless coated to protect them from contact with the salt water.

Good luck with your saltwater aquarium. If you need further information, contact us at the address below.

VIRGINIA INSTITUTE OF MARINE SCIENCE  
DEPARTMENT OF INFORMATION AND EDUCATION  
Gloucester Point, Virginia 23062



**Educational Series No. 18**

Published and distributed by the  
Virginia Institute of Marine Science  
as part of a Sea Grant Advisory Project under P. L. 89-688



**Sea Grant Program**

VIRGINIA INSTITUTE OF MARINE SCIENCE  
Gloucester Point, Virginia 23062

Dr. William J. Hargis, Jr., Director