



CHARACTERIZATION AND ADSORPTION CAPACITY OF AMINE-SiO₂ MATERIAL FOR NITRATE AND PHOSPHATE REMOVAL

Phan Phuoc Toan^{1,2}, Nguyen Trung Thanh^{3,*}, Nguyen Nhat Huy²,
Le Ngoc Hang³, Le Tri Thich³

¹Faculty of Engineering - Technology - Environment, An Giang University, 18 Ung van Khiem, Dong Xuyen Dist., Long Xuyen City, An Giang Province

²Faculty of Environment and Natural Resources, Ho Chi Minh City University of Technology, VNU-HCM, 268 Ly Thuong Kiet St., Dist. 10, Ho Chi Minh City

³Nanomaterial laboratory, An Giang University, 18 Ung van Khiem St., Dong Xuyen Dist., Long Xuyen City, An Giang Province

*Email: ntthanh@agu.edu.vn

Received: 2 March 2019; Accepted for publication: 5 May 2019

Abstract. Amine-SiO₂ material was synthesized and applied as a novel adsorbent for nitrate and phosphate removal from aqueous solution. The characterizations of Amine-SiO₂ were done by using TGA, FTIR, BET, and SEM analyses. Results showed that Amine-SiO₂ had higher nitrate and phosphate adsorption capacity, i.e. of 1.14 and 4.16 times, respectively, than commercial anion exchange resin (Akualite A420). In addition, Amine-SiO₂ also had good durability with stable performance after at least 10 regeneration times, indicating that this material is very promising for commercialization in the future as an adsorbent for water treatment.

Keywords: Amine-SiO₂, phosphate adsorption, nitrate adsorption, water treatment.

Classification numbers: 2.6.2, 3.4.2.

1. INTRODUCTION

Water pollution by nutrients such as nitrogen and phosphorous is one of the most popular issue in the world. The presence of nitrate and phosphate in water source due to the ineffective treatment of domestic and industrial wastewater or excess use of fertilizer in agriculture is recognized as major reason for eutrophication, which affects seriously the quality of water and activities of living-forms in water [1]. Moreover, high nitrate concentration in water is considered as an important risk for human health, causing methemoglobinemia or forming carcinogen compounds (i.e. nitrosoamine) [2].

Various chemical, physico-chemical, and biological processes have been proposed for removal of nitrate and phosphate from water and wastewater [3-6]. Among them, adsorption and ion exchange are considered as an effective, simple, and cheap method due to the regeneration ability of adsorbent [7]. Therefore, the development of ion exchange has been recently attracted

many attentions [8-10]. Moreover, mesoporous silica (e.g. SBA-15 and MCM-48) modified by amine has been proven as effective materials for removal of nitrate and phosphate in water [11-13]. However, the application of these materials is very limited in Vietnam due to the complicated procedure for synthesis and high production cost, which cannot compete with imported resins from China. Therefore, it is necessary to study on the preparation of a new, cheap, and effective adsorbent or ion exchange material which is suitable for application in condition of Vietnam.

In this study, a cheap industrial SiO₂ (China) was used as support for grafting of amine functional group and applied for removal of nitrate and phosphate in water. The adsorption capacity and durability were employed as criteria for evaluation the performance of materials, which was also compared with available commercial ion exchange resin.

2. MATERIALS AND METHODS

SiO₂ (China), triaminesilane (Sigma-Aldrich, USA), toluene, pentane, KBr, and stock solutions of nitrate and phosphate (Merck, Germany) were used for synthesis, characterization, and adsorption removal test. Commercial Akualite A420 (China), which was used as good anion exchange resin in our previous work [14], was used as comparison for as-synthesized Amine-SiO₂ material. Water used in this study was from a deionized (DI) water machine in laboratory.

Amine-SiO₂ was prepared as following procedure: a mixture of DI water and SiO₂ with ratio of 0.3 mL/g was added into a two-neck flask containing 100 mL of toluene. The flask was then immersed in a silicone oil bath set at 85 °C using a temperature-controlled heater system. After that, triaminesilane with ratio of 3 mL/g SiO₂ was added into the mixture and stirred for 16 h. Finally, the solid material was collected after washing with pentane and dried at 100 °C for 1 h [15].

Morphology of Amine-SiO₂ was obtained by scanning electron microscopy (SEM, JEOL JSM 7401F, Japan). Chemical surface property and functional group of Amine-SiO₂ were examined by Fourier transform infrared spectroscopy (FTIR, Alpha-Bruker, Germany). Amine loading on SiO₂ support was determined by thermogravimetric analysis (TGA, Q500 Thermo, USA). Specific surface area of materials was measured by Brunauer–Emmett–Teller (BET) analysis (CBET 210A Sorptometer, USA). Before BET analysis, the sample was degassed at 150 °C for 3 h.

In order to compare adsorption efficiency of materials (including SiO₂, Amine-SiO₂ and Akualite A420), the batch experiments were conducted using 10 ppm nitrate solution and 2 ppm phosphate solution with dosage of 30 mg of adsorbent in 50 mL of solution. After equilibrium, the adsorbent was separated by centrifuge at 10,000 rpm and the supernatant was taken for analysis by photospectrometry using sodium salicylate for nitrate (Vietnam standard TCVN 4562:1988) and ammonium molybdate for phosphate (Vietnam standard TCVN 6202:2008). All the experiments were replicated 4 times. Before each experiment, materials were activated by pretreatment with 0.1 M HCl solution for 3 h with dosage of 1 g of adsorbent/1 L of HCl solution. For durability test, the saturated materials were regenerated with HCl solution and tested for 10 times.

The removal efficiency of nitrate and phosphate were calculated as following:

$$H\% = \frac{C_o - C_t}{C_o} \times 100 \quad (1)$$

where C_0 and C_1 are the initial and equilibrium concentrations, respectively.

3. RESULTS AND DISCUSSION

3.1. Material synthesis and characterization

Morphology of Amine-SiO₂ material and Akualite A420 resin are displayed in Figure 1. While Akualite showed uniform particles with rough surface, Amine-SiO₂ was irregular particles with different sizes. Moreover, B.E.T results in Table 1 showed that surface area of based SiO₂ material did not change significantly after grafting with amine, where surface area lightly increased from 32.5 to 34.6 m²/g.




Figure 1. SEM images of (a) Amine-SiO₂ and (b) Akualite A420.

Table 1. Surface area and amine content of SiO₂ and Amine-SiO₂

Sample	Surface area (m ² /g)	Amine content (%)
SiO ₂	32.5	~ 0
Amine-SiO ₂	34.6	~1.6

FTIR spectra of Amine-SiO₂ and Akualite A420 ion exchange resin are plotted in Figure 2. For Akualite A420, characteristic peaks of styrene-divinylbenzene in the resin were observed. The band from 2800 to 3060 cm⁻¹ is attributed to the vibration of polystyrene structure while peaks at 3018 and 2922 cm⁻¹ are vibrations of C-H in benzene ring and -CH₂ in the cross-links of polystyrene, respectively [7]. Band from 3360 to 3590 cm⁻¹ is O-H vibration with highest peak at wavenumber of 3457 cm⁻¹ while peak at 1601 cm⁻¹ is the C-C vibration of styrene ring [16]. Peak at 1481 cm⁻¹ is the vibration of symmetric and asymmetric methyl in amine functional group of ion exchange resin [17, 18]. Moreover, peaks at 1039 and 1128 cm⁻¹ could be vibrations of benzene ring due to the styrene-divinylbenzene matrix of resin [19]. For Amine-SiO₂, characteristic FTIR peaks were observed, including Si-H (650-840 cm⁻¹), Si-O-Si (1030-1130 cm⁻¹), C=C (1650 cm⁻¹), C-H (2930 cm⁻¹), and -OH (3420 cm⁻¹) [20]. Particularly, peak at 1481 cm⁻¹ was observed in both Akualite A420 and Amine-SiO₂, proving the successful grafting of amine on SiO₂ support.

Figure 3 presents the TGA result of Amine-SiO₂ in temperature range of 30 to 975 °C, which can be divided into three stages. The first stage with mass loss of ~ 15 % from 30 to 150 °C (peak at 50 - 100 °C) is attributed to the release of water and low molecular weight organic compounds [21, 22]. The second stage from 150 to 550 °C is assigned for the loss of

hydroxyl group at high temperature and the pyrolysis of organic composition in the material [22]. The pyrolysis of amine occurs in the third stage of 550 to 600 °C [23], with total mass loss reached ~ 55 % and the remaining is mainly silica [21]. The amine content was then calculated to be 1.6 % w/w, as presented in Table 1.

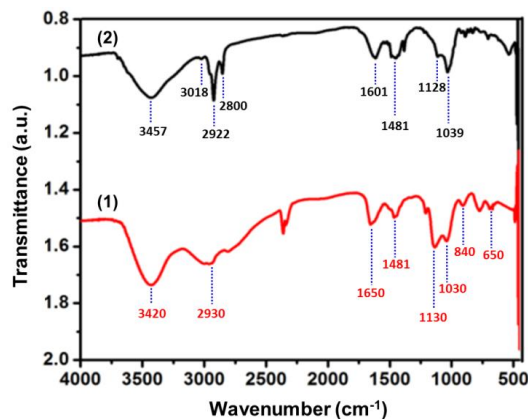


Figure 2. FTIR results of (1) Amine-SiO₂ and (2) Akualite A420.

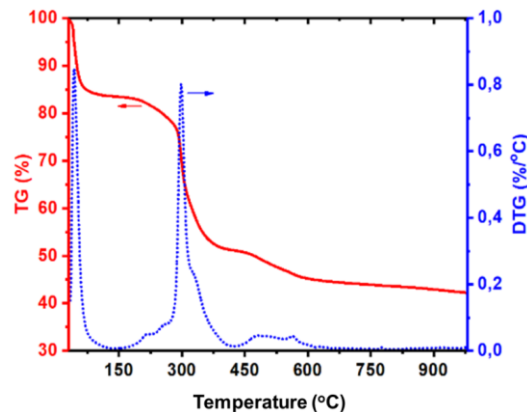


Figure 3. TG-DTG curves of Amine-SiO₂ material.

3.2. Nitrate and phosphate adsorption test

Adsorption test result in Figure 4 showed that Amine-SiO₂ material had high ability for nitrate and phosphate removal with efficiencies of 74.0 and 60.8 %, respectively, as compared to 65.0 and 14.6 % of Akualite A420. The very low adsorption efficiency of SiO₂ (i.e. 2.5 % and 1.5 % for nitrate and phosphate, respectively) proved that amine group on the surface of SiO₂ plays a major role for adsorption and ion exchange due to the strong affinity of amine group with nitrate and phosphate ions. This implied that Amine-SiO₂ is more advanced and competitive with available commercial ion exchange resin.

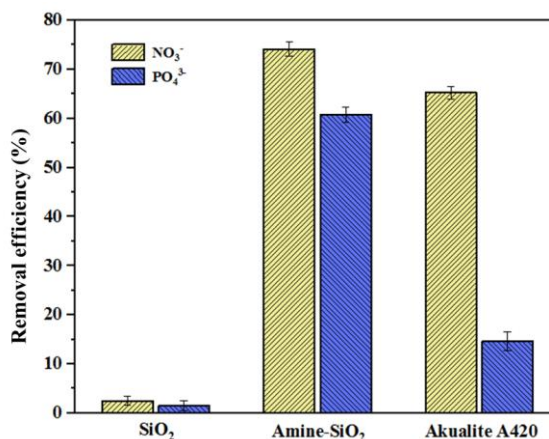


Figure 4. Nitrate and phosphate removal efficiency of adsorbent materials (n = 4).

In the durability tests, all used materials were regenerated using 0.1 M HCl solution which was similar to the pretreatment process. The durability of materials for removal of nitrate and phosphate after 10 cycles of adsorption – desorption is illustrated in Figure 5. Results showed

that both Amine-SiO₂ and Akualite A420 were very stable after ten times of reuse without decline on adsorption efficiency. Thus, this is an important criterion for commercialization of the material in the future for water treatment.

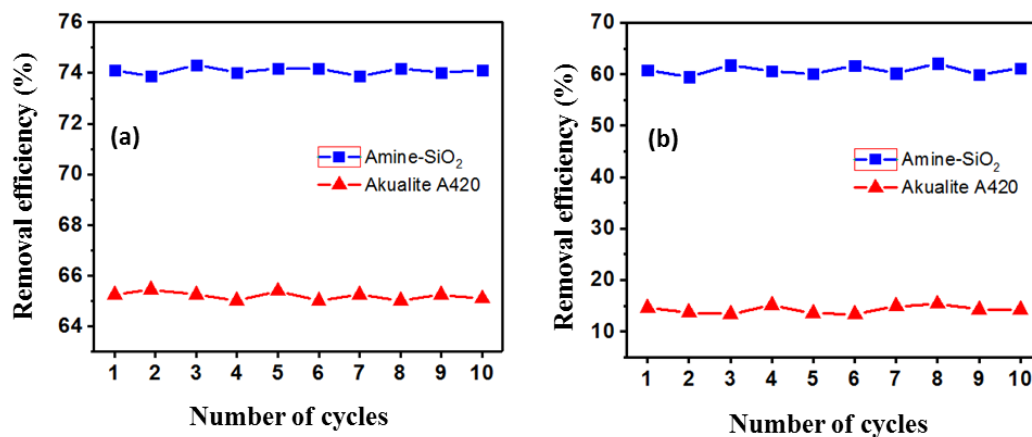


Figure 5. Durability tests of materials for (a) nitrate and (b) phosphate adsorption.

4. CONCLUSIONS

Characteristic analysis results (including SEM, BET, FTIR and TGA) examined that amine functional groups were successfully grafted on SiO₂ support. For anion adsorption experiments, Amine-SiO₂ material showed that efficiencies for nitrate (~74 %) and phosphate (~60.8 %) removals were superior that of commercial anion exchange resin-Akualite A420 (~65 % and ~14.6 %, respectively), while original SiO₂ has almost no detection for nitrate (~2.5 %) and phosphate (~1.5 %) removals. Especially, Amine-SiO₂ material also showed good durability, similar to commercial Akualite A420 (efficiency remained stable after 10 times of regeneration). All of these indicated that this novel Amine-SiO₂ material is a promising adsorbent or ion exchange material for anion removals in water environment.

Acknowledgements. This research is funded by Ho Chi Minh City University of Technology, VNU-HCM, under grant number BK-SDH-2019-1780305. The authors are grateful for support from An Giang University for experiments and analysis.

REFERENCES

1. Jørgensen S. E., Williams W. D., Centre U. I. E. T., and Committee I. L. E. - Lakes and reservoirs: water quality: the impact of eutrophication, UNEP-International Environment Technology Centre, 2001.
2. Majumdar D. and Gupta N. - Nitrate pollution of groundwater and associated human health disorders, *Indian J Environ Hlth* **2** (2000) 28-39.
3. Bassin J. P., Kleerebezem R., Dezotti M., and van Loosdrecht M. C. - Simultaneous nitrogen and phosphate removal in aerobic granular sludge reactors operated at different temperatures, *Water research* **46** (2012) 3805-3816.

4. Xu X., Gao B. Y., Yue Q. Y., and Zhong Q. Q. - Preparation of agricultural by-product based anion exchanger and its utilization for nitrate and phosphate removal, *Bioresource Technology* **101** (2010) 8558-8564.
5. Lacasa E., Cañizares P., Sáez C., Fernández F. J., and Rodrigo M. A. - Removal of nitrates from groundwater by electrocoagulation, *Chemical Engineering Journal* **171** (2011) 1012-1017.
6. Peleka E. N., Mavros P. P., Zamboulis D., and Matis K. A. - Removal of phosphates from water by a hybrid flotation–membrane filtration cell, *Desalination* **198** (2006) 198-207.
7. Sowmya A. and Meenakshi S. - Removal of nitrate and phosphate anions from aqueous solutions using strong base anion exchange resin, *Desalination and Water Treatment* **51** (2013) 7145-7156.
8. Banu H.T. and Meenakshi S. - Synthesis of a novel quaternized form of melamine–formaldehyde resin for the removal of nitrate from water, *Journal of Water Process Engineering* **16** (2017) 81-89.
9. Kalaruban M., Loganathan P., Shim W. G., Kandasamy J., Naidu G., Nguyen T. V., and Vigneswaran S. - Removing nitrate from water using iron-modified Dowex 21K XLT ion exchange resin: Batch and fluidised-bed adsorption studies, *Separation and Purification Technology* **158** (2016) 62-70.
10. Nujić M., Milinković D., and Habuda-Stanić M. - Nitrate removal from water by ion exchange, *Croatian journal of food science and technology* **9** (2017) 182-186.
11. Hamoudi S., Saad R., and Belkacemi K. - Adsorptive Removal of Phosphate and Nitrate Anions from Aqueous Solutions Using Ammonium-Functionalized Mesoporous Silica, *Industrial & Engineering Chemistry Research* **46** (2007) 8806-8812.
12. Safia H., Abir E. N., Maissa B., and Khaled B. - Adsorptive removal of nitrate and phosphate anions from aqueous solutions using functionalised SBA-15: Effects of the organic functional group, *The Canadian Journal of Chemical Engineering* **90** (2012) 34-40.
13. Saad R., Belkacemi K., and Hamoudi S. - Adsorption of phosphate and nitrate anions on ammonium-functionalized MCM-48: Effects of experimental conditions, *Journal of Colloid and Interface Science* **311** (2007) 375-381.
14. Phan Phuoc Toan, Nguyen Trung Thanh, Nguyen Nhat Huy, and Padungthon Surapol - Triamine-bearing activated rice husk ash as an advanced functional material for nitrate removal from aqueous solution, *Water Science and Technology* **79**(2018) 850-856.
15. Nguyen Trung Thanh - Amine-bearing activated rice husk ash for CO₂ and H₂S gas removals from biogas, *KKU Engineering Journal* **43** (2016) 396-398.
16. Lazar L., Bandrabur B., Ramona-Elena T. F., Drobotă M., Bulgariu L., and Gutt G. - FTIR analysis of ion exchange resins with application in permanent hard water softening, *Environmental Engineering and Management Journal* **13** (2014) 2145-2152.
17. Wołowicz A. and Hubicki Z. - Sorption of palladium(II) complexes onto the styrene–divinylbenzene anion exchange resins, *Chemical Engineering Journal* **152** (2009) 72-79.
18. Rajiv Gandhi M., Kalaivani G., and Meenakshi S. - Sorption of chromate and fluoride onto duolite a 171 anion exchange resin – a comparative study, *Elixir Poll.* **32** (2011) 2034-2040.

19. Lee B., Bao L. L., Im H. J., Dai S., W. Hagaman E., and S. Lin J. - Synthesis and Characterization of Organic–Inorganic Hybrid Mesoporous Anion-Exchange Resins for Perrhenate (ReO_4^-) Anion Adsorption, *Langmuir* **19** (2003) 4246-4252.
20. Ibrahim D. M., El-Hemaly S. A., and Abdel-Kerim F. M. - Study of rice-husk ash silica by infrared spectroscopy, *Thermochimica Acta* **37** (1980) 307-314.
21. Zhang Y., Song X. L., Huang S. T., Geng B. Y., Chang C. H., and Sung I. Y. - Adsorption of nitrate ions onto activated carbon prepared from rice husk by NaOH activation, *Desalination and Water Treatment* **52** (2014) 4935-4941.
22. Song W., Gao B., Xu X., Wang F., Xue N., Sun S., Song W., and Jia R. - Adsorption of nitrate from aqueous solution by magnetic amine-crosslinked biopolymer based corn stalk and its chemical regeneration property, *Journal of hazardous materials* **304** (2016) 280-290.
23. Vunain E., Opembe N. N., Jalama K., Mishra A. K., and Meijboom R. - Thermal stability of amine-functionalized MCM-41 in different atmospheres, *Journal of Thermal Analysis and Calorimetry* **115** (2014) 1487-1496.