



Article

Diphenylphenoxy-Thiophene-PDI Dimers as Acceptors for OPV Applications with Open Circuit Voltage Approaching 1 Volt

Caterina Stenta ^{1,†}, Desiré Molina ^{2,†} , Aurélien Viterisi ¹ , María Pilar Montero-Rama ¹, Sara Pla ², Werther Cambarau ³, Fernando Fernández-Lázaro ² , Emilio Palomares ³ , Lluís F. Marsal ^{1,*} and Ángela Sastre-Santos ^{2,*}

¹ Departament d'Enginyeria Electrònica, Elèctrica i Automàtica, Universitat Rovira i Virgili, Avda. Països Catalans 26, 43007 Tarragona, Spain; caterina.stenta@urv.cat (C.S.); aurelien.viterisi@urv.cat (A.V.); mariadelpilar.montero@urv.cat (M.P.M.-R.)

² Àrea de Química Orgànica, Instituto de Bioingeniería, Universidad Miguel Hernández, Avda. de la Universidad, s/n, 03203 Elche, Spain; d.molina@umh.es (D.M.); saplagar@hotmail.com (S.P.); fdofdez@umh.es (F.F.-L.)

³ Institut Català d'Investigació Química, Avda. Països Catalans 16, 43007 Tarragona, Spain; wcambarau@iciq.es (W.C.); epalomares@iciq.es (E.P.)

* Correspondence: lluis.marsal@urv.cat (L.F.M.); asastre@umh.es (Á.S.-S.); Tel.: +34-977-559-625 (L.F.M.); +34-966-658-408 (Á.S.-S.)

† These authors contributed equally to this work.

Received: 2 March 2018; Accepted: 26 March 2018; Published: 30 March 2018



Abstract: Two new perylenediimides (PDIs) have been developed for use as electron acceptors in solution-processed bulk heterojunction solar cells. The compounds were designed to exhibit maximal solubility in organic solvents, and reduced aggregation in the solid state. In order to achieve this, diphenylphenoxy groups were used to functionalize a monomeric PDI core, and two PDI dimers were bridged with either one or two thiophene units. In photovoltaic devices prepared using PDI dimers and a monomer in conjunction with PTB7, it was found that the formation of crystalline domains in either the acceptor or donor was completely suppressed. Atomic force microscopy, X-ray diffraction, charge carrier mobility measurements and recombination kinetics studies all suggest that the lack of crystallinity in the active layer induces a significant drop in electron mobility. Significant surface recombination losses associated with a lack of segregation in the material were also identified as a significant loss mechanism. Finally, the monomeric PDI was found to have sub-optimum LUMO energy matching the cathode contact, thus limiting charge carrier extraction. Despite these setbacks, all PDIs produced high open circuit voltages, reaching almost 1 V in one particular case.

Keywords: organic solar cells; photovoltaics; perylenediimide; non-fullerene acceptor; PTB7; bulkheterojunction

1. Introduction

The power conversion efficiency (PCE) of organic solar cells (OSCs) has surged in the last decade. Particularly, those made from bulk heterojunction solution-processed active layers have shown the most potential for practical applications [1]. In this respect, polymer and small molecule donors have both been the focus of significant research, leading to PCEs of over 10% when blends containing a fullerene-based acceptor [2–5] perylenediimide are used. Fullerenes such as PC₆₀BM and PC₇₀BM have traditionally dominated the field of solution-processed OPV. However, the high costs associated with their use have driven the quest for less synthetically-demanding acceptors. In addition to cost,

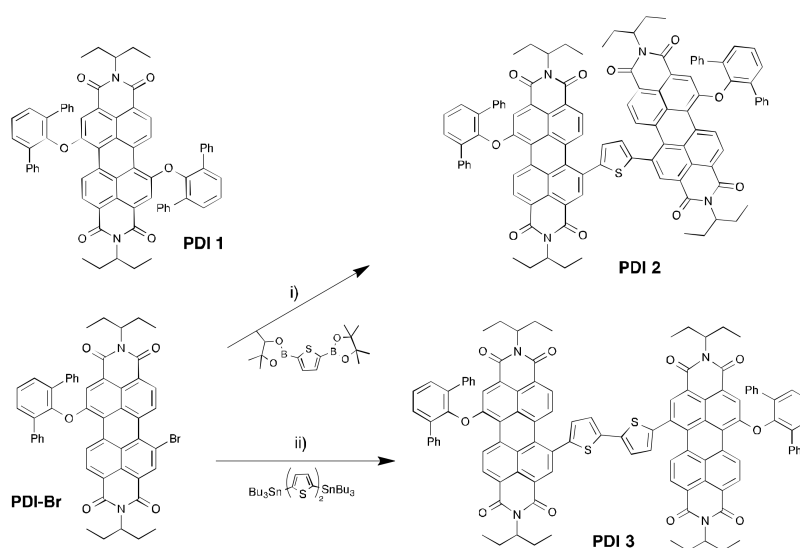
the poor light absorption properties of fullerenes in the visible region of the solar spectrum limit the efficiency of the active layer to that of the donor's fraction. Consequently, both polymers [6–9] and small molecules [10–17] have been considered as alternatives. Although polymers showed promising results initially, small-molecule non-fullerene acceptors ultimately became the most studied entities. Among them, molecules built around the coranulene, truxene, subphthalocyanine, perylenediimide cores, or linear alternating donor/acceptor-shaped molecules, have yielded the best results to date. Although the PCEs were typically lower than those of similar devices fabricated with [6,6]-phenyl-butyric acid methyl ester (PCBM), polymer/non-fullerene acceptor OSC devices have surpassed all reported records of polymer solar cells in recent tests, thus demonstrating that fullerenes are no longer an essential component in OPV [18–24]. Despite these encouraging results, non-fullerene acceptor materials are still yielding inconsistent results. The perylenediimide family, however, has shown more balanced performance, with several acceptors showing PCEs of over 5% [25–32], and recently, PDI-based dimers with a twisted configuration have produced a PCE of more than 8% [33]. Moreover, the important mechanisms underlying suboptimum microstructure formation in perylene-based active layers have been identified [34,35]; namely, extensive conjugation in perylene cores induces intense π - π stacking, leading to the formation of micrometer-sized acceptor domains as well as excimers in the excited state [36], both of which are detrimental to J - V characteristics of OSC devices. To overcome these problems, it was found that bridging two or more perylenediimide cores via their lateral ortho- or bay-positions reduced the propensity for aggregation, thus leading to the formation of an active layer with crystallites of moderate size [26,30,37–40].

In an attempt to tune the aggregation properties of PDI acceptors, herein we report on a library of PDI molecules substituted at the bay position with diphenylphenoxy groups. The perpendicular arrangement of the diphenylphenoxy group with respect to the perylene core was shown to effectively reduce the aggregation of the perylene derivatives in solution [41,42]. We extended this concept to the solid state by applying diphenylphenoxy-substituted PDIs to OSCs. We carried out the synthesis and characterization of two new PDI dimers bridged through the bay position with one and two thiophene units and applied them to bulk-heterojunction solar cells. The impact of the PDIs on the active layer microstructure was studied via X-ray and atomic force microscopy (AFM). Additionally, the optical and electronic properties of the active layers of all the PDIs were assessed via a study of non-geminate recombination kinetics, using the charge extraction/transient photovoltage (CE/TPV) method and electron and hole mobility measurements.

2. Results

2.1. Synthesis and Characterization of the PDI-Acceptors

PDI 1 was synthesized using methods reported in the literature [42]. PDI 2 was synthesized via Suzuki–Miyaura coupling from monobrominated intermediate PDI-Br (see ESI) and 2,5-bis(4,4,5,5-tetramethyl-1,3,2-dioxaborolan-2-yl)thiophene in a 66% yield. PDI 3 was also synthesized from PDI-Br; however, in this case, via Stille coupling with 5,5'-bis(tributylstannyl)-2,2'-bithiophene in a 70% yield. All derivatives were purified via flash column chromatography, and were obtained in high purity (Scheme 1).



Scheme 1. Chemical structure of PDI 1 and synthesis of PDI 2 and PDI 3. Reaction conditions: (i) $\text{Pd}_2(\text{dba})_3$, $(\text{C}_8\text{H}_{17})_4\text{NBr}$, THF/ H_2O , 66%; (ii) $\text{Pd}_2(\text{dba})_3$, $(o\text{-MeOPh})_3\text{P}$, Toluene, 70%.

In solution, all three PDIs show two intense absorption bands well centered in the visible region of the absorption spectrum, with a maximum absorption coefficient in the 10^4 range (Figure 1). Although these bands display a peak situated at an almost identical wavelength, their relative intensity varies in each PDI. The bands become broader with increasing conjugation, as seen with PDI 2 and PDI 3. When blended with PTB7 and deposited into an active layer, the PDIs are shown to extend the absorption of the active layer well in the visible region of the solar spectrum. The characteristic absorption features of both materials can be clearly seen from the absorption spectra, with absorption bands of the polymer located from 600 nm, and those of the PDIs below that value. Interestingly, with respect to the spectra, the bands belonging to the PDIs are almost unchanged when in solution. This is evidence of reduced aggregation, since a broadening of the absorption bands is usually observed in the solid state. The experimental HOMO–LUMO levels, measured via differential pulse voltammetry (see ESI) are within a similar range to those of PCBM acceptors. The LUMO levels are almost identical to those of PC_{70}BM for PDI 2 and PDI 3, but significantly lower for PDI 1. The HOMO levels are slightly shifted upwards with respect to PC_{70}BM (Figure 2).

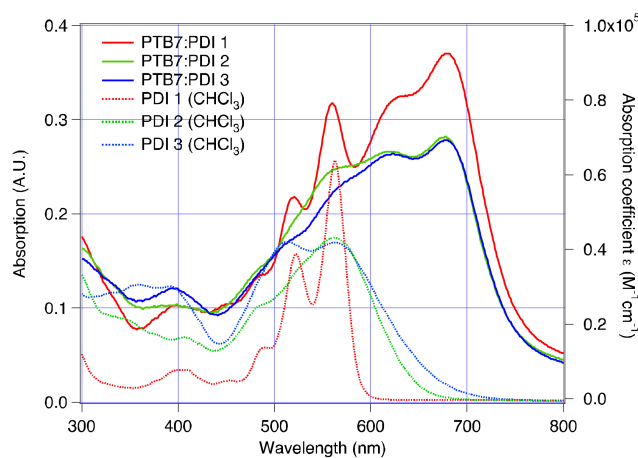


Figure 1. UV-Vis spectra of the PDI acceptors in chloroform (dotted line, right axis); UV-Vis spectra of active layers (PTB7:PDI) processed using deposition parameters from the fabrication of optimized devices (solid line, left axis).

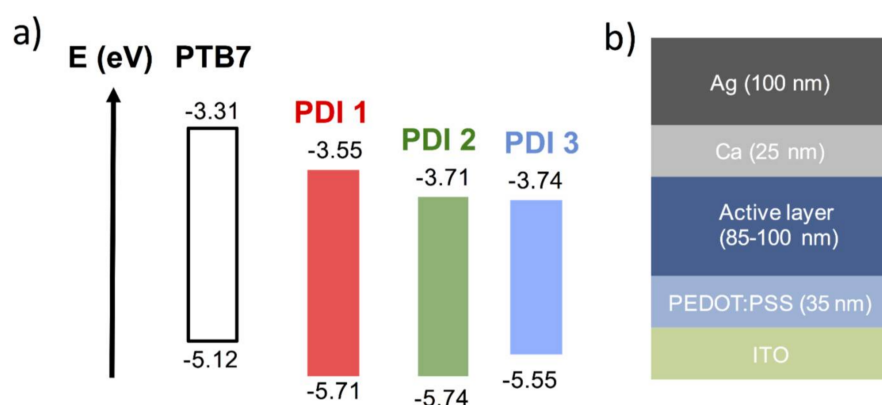


Figure 2. (a) HOMO and LUMO energy levels of the three PDIs; (b) Solar cell device architecture.

2.2. Solar Cell Devices Fabrication and Characterization

In order to assess the photovoltaic properties of our diphenylphenoxy-substituted PDIs, we fabricated solar cell devices following standard polymer-based architectures, as shown in Figure 2.

We chose PTB7 as a candidate for the polymer donor since the benzodithiophene–thienothiophenediyl copolymer family has shown the best results in devices fabricated with PDI acceptors [26–30]. The three PDIs were optimized for the donor/acceptor (D/A) ratio, annealing type and additive content. PDI 2 and PDI 3 showed high solubility in chlorobenzene at the concentration used for high PCEs PTB7/PC₇₀BM solar cell devices. PDI 1 had poorer solubility, and the solution of the blend was therefore diluted down to 15 mg/mL. The *J–V* characteristics of the best-performing devices are shown in Figure 3a; the main properties are shown in Table 1.

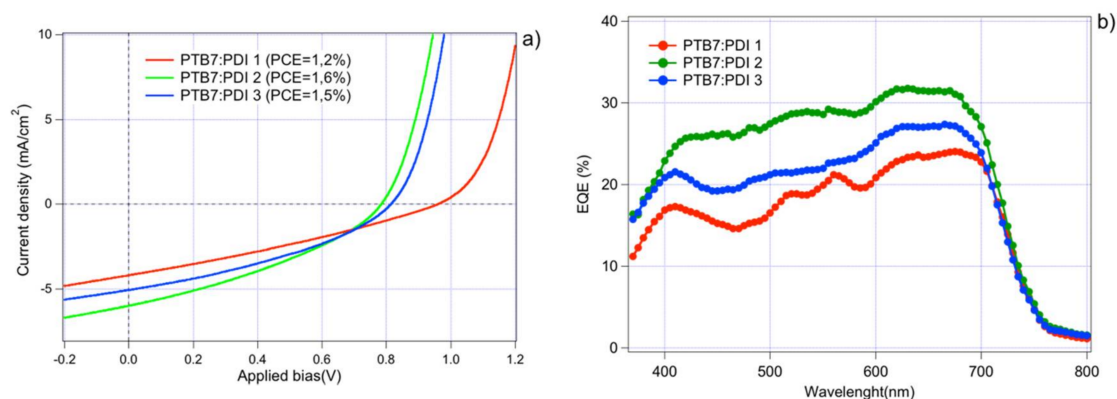


Figure 3. (a) *J–V* characteristics of the best performing PTB7:PDI devices recorded at 1 SUN A.M 1.5 illumination; (b) external quantum efficiency (EQE) spectrum of devices made from PTB7:PDI active layers.

Table 1. Organic solar cell (OSC) device parameters.

Acceptor	AL Thickness (nm)	J_{SC} (mA/cm ²)	V_{OC} (mV)	FF	PCE (%)
PDI 1	100	4.20	0.960	0.29	1.20
PDI 2	90	5.98	0.784	0.35	1.61
PDI 3	85	5.04	0.814	0.36	1.54

Interestingly, the best-performing devices were obtained when no annealing was applied, nor additive added, to the processing blend. Both thermal or solvent vapor annealing were found to

have a detrimental effect on $J-V$ characteristics, while the addition of diiodooctane (DIO) additive was found to have no positive effect. The $J-V$ characteristics show modest PCEs, with limited J_{SC} and an unusually low fill factor (FF). The V_{OC} , however, is seen to be higher than that of typical devices made from PCBM, approaching 1 V for PDI 1. The J_{SC} is higher with dimers than with the mono-adduct, while the V_{OC} is lower. Amongst the two dimers, the monothiophene-bridged PDI 2 was shown to yield the highest efficiency, although that of PDI 3 was very similar.

The J_{SC} trend is corroborated by the external quantum efficiency (EQE) spectrum of PDI-made devices, as seen in Figure 3b. Importantly, the PDI acceptors are seen to contribute significantly to photon conversion efficiency at lower wavelengths (500 to 600 nm). The EQE over the 350–500 range is, however, slightly lower than that of the remaining wavelengths as a result of the limited absorption of the active layers in that region of the spectrum (Figure 1).

2.3. Morphological Characterization

To assess the impact of the PDIs whereby the formation of over-sized crystalline domains is avoided, we conducted a morphological study using X-ray diffraction and AFM microscopy techniques. Thin films of active layers were deposited on Pedot:PSS-covered glass substrates and monocrystalline Silicon (001) substrates in identical conditions to those of solar cell devices. Bragg–Brentano (theta–theta) diffractograms and grazing incidence X-ray diffraction (GIXRD) 2D area images of active layers made from each PDI were recorded in identical conditions as those previously described for PTB7/PCBM blends (see ESI) [43,44]. Unfortunately, no diffraction peaks could be detected using either technique, indicating that the PDI does not form crystalline domains in the active layer, and that it does not promote the formation of crystalline domains of polymer.

The AFM images recorded on active layers from each PDI are shown in Figure 4. As shown, all PDIs demonstrate a marked tendency to form very smooth surfaces. This corroborates the results from XRD, in which all PDIs were shown to form amorphous layers when deposited onto thin films. This is further exemplified by the RMS roughness values of the active layers, as well as the peak-to-peak height, both of which are below the average of standard PTB7-based OSCs (Table S3, ESI). The rather featureless phase images corroborate the lack of phase segregation which could be deduced from the topography images (Figure S8, ESI).




Figure 4. AFM images of the active layers made from PTB7 and PDI blends in conditions of optimized solar cell devices. (a,a') PTB7:PDI 1 (1:1); (b,b') PTB7:PDI 2 (1:1); (c,c') PTB7:PDI 3 (1:1). Scale bar corresponds to 1 μm in the top pictures, and 200 nm in the bottom pictures.

2.4. Electrical and Photophysical Characterization

To link the morphology data with the photophysical properties of the devices, we carried out electron mobility measurements on hole-only and electron-only devices fabricated under identical conditions as those of OSC devices. We used the Mott–Gurney equation on the space charge-limited current (SCLC) region of the hole- and electron-only devices. The J – V characteristics were measured in the dark to calculate the zero-field electron mobility of the devices (see ESI) [45,46]. Our analysis shows that hole mobility is very similar in devices made from any of the PDIs ranging from 3.4 to $4.3 \times 10^{-4} \text{ cm}^2/\text{V}\cdot\text{s}$. However, electron mobility is up to three orders of magnitude lower than that of hole mobility in all cases, creating a strong imbalance in carrier mobility. The effect on devices' characteristics is expounded in the section below.

The large difference in V_{OC} between PDI 1 and the other two PDIs cannot be attributed solely to frontier energy orbital energetics (the difference between the LUMO energy level of the acceptor and the HOMO level of the donor). However, as previously shown with similar devices, the experimental difference in V_{OC} is more likely to be attributable to non-geminate recombination kinetics [47–49]. In order to identify how the latter contributes to V_{OC} , and to some extent to the shape of the J – V characteristics, a qualitative recombination study was carried out using a well-established charge extraction and transient photovoltage method (see ESI for experimental details). We used CE measurements to estimate the average charge density under open circuit conditions. Figure 5a shows the plot of the charge density (n) vs. open circuit voltage obtained from CE for all the devices, where n was corrected for electrode capacitance. The data is consistent with a charge density of similar magnitude in all measurements, reaching about 2×10^{16} charges per cm^3 , similar to what was reported earlier for such devices. [50–53] The total charge is seen to increase exponentially with the applied bias, a feature linked to an accumulation of charges in the bulk of the device. The plots were fitted to single exponentials according to Equation (1), and were analogous to the splitting of the quasi-Fermi levels in intrinsic semiconductors, where the value of γ (see Table 2) is indicative of an exponential tail of trap states extending into the band gap of the active layer [54–57].

$$n = n_0 e^{\gamma V_{\text{oc}}} \quad (1)$$

$$\frac{dn}{dt} = -kn^\phi \quad (2)$$

$$\tau_{\Delta n} = \tau_{\Delta n_0} n^{-\lambda} \quad (3)$$

The plots in Figure 5a and Figure S14 were combined, as shown in Figure 5b, and used to determine the overall order of recombination, defined by Equation (2); this can be approximated to $\phi = \lambda + 1$ under our TPV experimental conditions ($\Delta n \ll n$) [58]. The parameter λ is obtained experimentally by fitting the curve of the small perturbation carrier life time $\tau_{\Delta n}$ vs. n to a power law according to Equation (3).

Interestingly, the recombination order is seen to vary very significantly from device to device. For PDI 1 in particular, it shows an extremely high value ($\phi = 16.5$). Such values, as opposed to a value of 2 (which would be expected in a strictly bimolecular recombination process), have been measured several times in earlier studies [56–64]. Importantly, recombination life times measured through CE/TPV correspond to total charge carrier recombination; therefore, it is difficult to attribute the experimental reaction order (ϕ), obtained using this method, to a specific recombination mechanism. Indeed, it has been shown that, especially in thin active layers as in our case, surface recombination or doping can have a very significant influence on the apparent recombination order [65].

Table 2. Values of recombination parameters and hole and electron mobility derived from charge extraction/transient photovoltage (CE/TPV) measurements and SCLC.

Acceptor	n_0	γ	β	φ	μ_h (cm ² /Vs)	μ_e (cm ² /Vs)	R_S (Ω /cm ²)	R_{shunt} (Ω /cm ²)
PDI 1	5.7×10^{15}	1.47	25.7	16.4	3.4×10^{-4}	2.75×10^{-7}	28.3	311.6
PDI 2	3.0×10^{15}	2.21	13.7	8.8	4.3×10^{-4}	6.02×10^{-7}	7.5	255.7
PDI 3	3.8×10^{14}	2.14	5.2	4.0	4.1×10^{-4}	9.53×10^{-7}	7.05	327.9

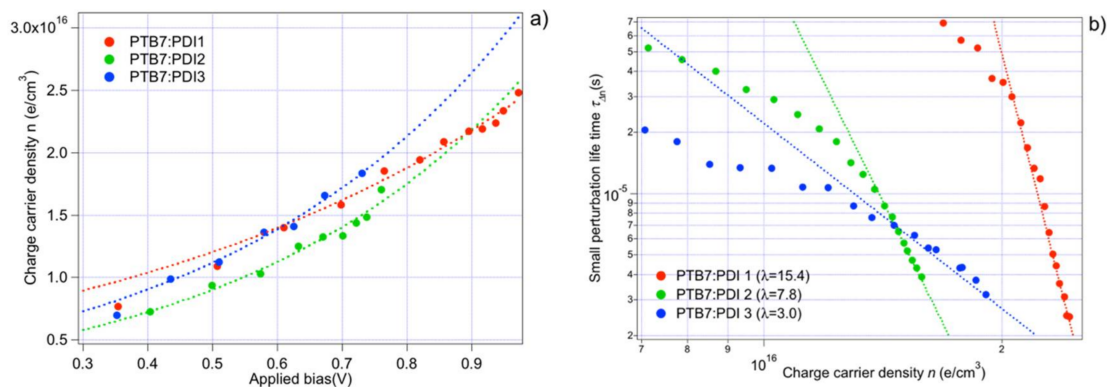


Figure 5. (a) Charge density (n) as a function of the open circuit voltage determined from CE measurement. The curves are fitted to an exponential growth of the form $n = n_0 e^{(\gamma V_{oc})}$ (dotted line) whose parameters are reported in Table 2; (b) Carriers’ lifetime measured using TPV as a function of device open circuit voltage. The curves are fitted to a power decay of the form $\tau \Delta n = \tau \Delta n_0 \cdot n^{-\lambda}$ (dotted line), whose parameters are reported in Table 2.

To gain more insight into this matter, we calculated the ideality factor (n_{id}) of all devices by fitting the V_{OC} vs. light bias plot to a logarithmic function as depicted in Figure 6a. The data for n_{id} is in the range of expected values for thin devices (thickness < 100 nm) where surface recombination is significant. This is consistent with the rather high recombination orders observed experimentally. The case of the extremely high recombination order in PDI 1 is consistent with the presence of a stronger inhomogeneity of carrier concentration across the thickness of the active layer [65]. This is confirmed both by the lower n_{id} than the other two PDIs, and the J_{SC} vs. Light intensity plots (Figure 6b), which shows a sub-unity power law dependency for PDI 1.

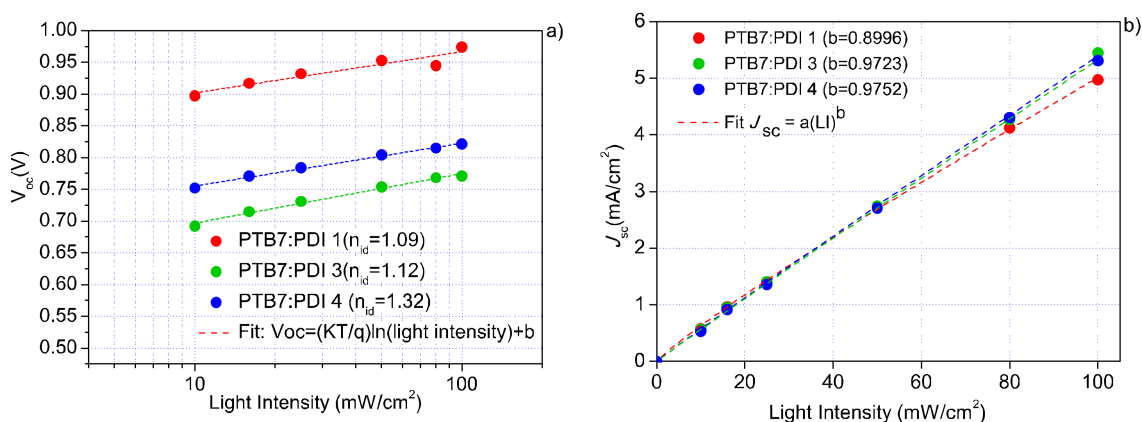


Figure 6. (a) Open circuit voltage vs. light intensity plot for all PDIs; (b) Short circuit current density vs. light intensity plot for all PDIs.

This non-linear behavior is indicative of the formation of a space charge region which is consistent with carrier dynamics dominated by surface recombination. This space charge region likely originates from the carrier mobility imbalance to a large extent, as well as from the sub-optimum HOMO energy level of PDI 1, -3.5 eV vs. -3.7 eV for PCBM, which creates a barrier to electron extraction at the cathode. Finally, despite these additional losses, the recombination coefficient K_{rec} , corresponding to a charge-dependent non-geminate recombination coefficient as defined by Equations (4) and (5) [47,54,58], follows the trend observed with the V_{OC} , indicating that non-geminate recombination plays a major role in determining the V_{OC} of the devices (Figure 7).

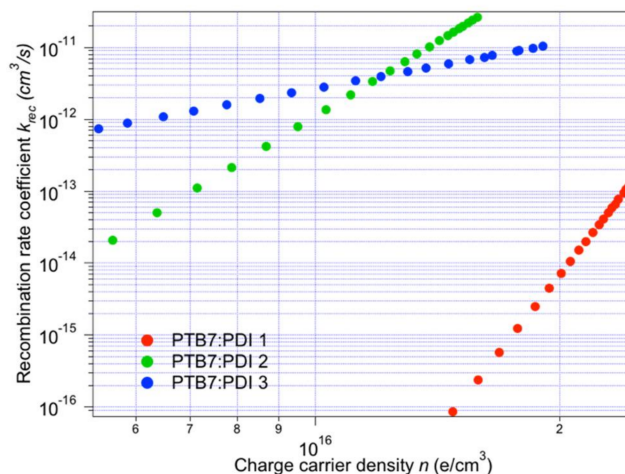


Figure 7. Recombination coefficient, K_{rec} , as a function of charge density.

$$\frac{dn}{dt} = -k_{rec}(n)n^2 \quad (4)$$

$$k_{rec}(n) = \frac{n^{\lambda-1}}{(\lambda+1)\tau_{\Delta n_0}n_0^\lambda} \quad (5)$$

The small perturbations in recombination kinetics exhibited by devices made from our PDIs are seen to be up to one order of magnitude slower than those reported for similar devices made from PCBM as an acceptor [43,50,53]. As a result, in devices made from PDIs, the V_{OC} reached a value up to 250 mV higher than that of devices made from PC₇₀BM, despite the fact that the latter has an almost identical LUMO energy level to that of PDI 2 and PDI 3.

Despite the fact that PDIs lead to higher V_{OC} than state-of-the-art devices, the J_{SC} and shunt resistance are lower than average (Table 2). It is likely that the amorphous nature of the active layers induces the formation of highly mixed D/A domains with poor phase segregation. This, in turn, presumably results in a high rate of geminate recombination limiting the J_{SC} , and a slow rate of charge transport (as seen by the low electron mobility), resulting in a low shunt resistance.

3. Conclusions

In the present study, we have demonstrated that the functionalization of PDI cores at the bay position with diphenylphenoxy groups leads to completely amorphous active layers when blended with PTB7. The perpendicular arrangement of the diphenylphenoxy groups with respect to the perylenediimide's plane likely impedes intermolecular π - π stacking between the conjugated cores to such an extent that the formation of crystalline domains in the solid state is suppressed. This results in devices with lower-than-average electron mobility when PDIs are used as acceptors instead of PC₇₀BM, as well as to significantly slower recombination kinetics. Consequently, these devices exhibit a significantly higher V_{OC} than PCBM-based devices. However, additional losses occur due to the lack of

phase segregation between donor and acceptor phases. Surface recombination becomes significant and the electron and hole mobility imbalance induce a decrease in charge extraction efficiency. This leads to J - V characteristics with moderate J_{SC} , and a typically low fill factor. Work is underway involving the substitution of the diphenylphenoxy at bay position for less sterically demanding groups.

Supplementary Materials: Detailed experimental procedures and additional characterization data are available online at <http://www.mdpi.com/2079-4991/8/4/211/s1>.

Acknowledgments: This work was supported by the Spanish Ministry of Economy, Industry and Competitiveness (MEIC) (TEC2015-71324-R, CTQ2014-55798-R and TEC2015-71915-REDT (MINECO/FEDER)), the Catalan Institution for Research and Advanced Studies (ICREA) (ICREA “Academia Award”, AGAUR 2017 SGR 017SGR1527). We thank Jose G. Sánchez for his invaluable help.

Author Contributions: A.V., A.S. and L.F.M. conceived and designed the experiments; C.S., D.M., M.P.M.-R., S.P., F.F., W.C. performed the experiments; A.V. analyzed the data; E.P. contributed to providing materials and analysis tools; A.V. wrote the paper.

Conflicts of Interest: The authors declare no conflict of interest.

References

1. Zhao, C.X.; Wang, X.; Zeng, W.; Chen, Z.K.; Ong, B.S.; Wang, K.; Deng, L.; Xu, G. Organic photovoltaic power conversion efficiency improved by AC electric field alignment during fabrication. *Appl. Phys. Lett.* **2011**, *99*, 053305. [CrossRef]
2. Chen, J.-D.; Cui, C.; Li, Y.-Q.; Zhou, L.; Ou, Q.-D.; Li, C.; Li, Y.; Tang, J.-X. Single-Junction Polymer Solar Cells Exceeding 10% Power Conversion Efficiency. *Adv. Mater.* **2015**, *27*, 1035–1041. [CrossRef] [PubMed]
3. Liao, S.-H.; Jhuo, H.-J.; Yeh, P.-N.; Cheng, Y.-S.; Li, Y.-L.; Lee, Y.-H.; Sharma, S.; Chen, S.-A. Single Junction Inverted Polymer Solar Cell Reaching Power Conversion Efficiency 10.31% by Employing Dual-Doped Zinc Oxide Nano-Film as Cathode Interlayer. *Sci. Rep.* **2014**, *4*, 6813. [CrossRef] [PubMed]
4. Kan, B.; Zhang, Q.; Li, M.; Wan, X.; Ni, W.; Long, G.; Wang, Y.; Yang, X.; Feng, H.; Chen, Y. Solution-Processed Organic Solar Cells Based on Dialkylthiol-Substituted Benzodithiophene Unit with Efficiency near 10%. *J. Am. Chem. Soc.* **2014**, *136*, 15529–15532. [CrossRef] [PubMed]
5. Zhang, Q.; Kan, B.; Liu, F.; Long, G.; Wan, X.; Chen, X.; Zuo, Y.; Ni, W.; Zhang, H.; Li, M.; et al. Small-molecule solar cells with efficiency over 9%. *Nat. Photonics* **2015**, *9*, 35–41. [CrossRef]
6. Facchetti, A. Polymer donor–polymer acceptor (all-polymer) solar cells. *Mater. Today* **2013**, *16*, 123–132. [CrossRef]
7. Guo, X.; Tu, D.; Liu, X. Recent advances in rylene diimide polymer acceptors for all-polymer solar cells. *J. Energy Chem.* **2015**, *24*, 675–685. [CrossRef]
8. Kang, H.; Lee, W.; Oh, J.; Kim, T.; Lee, C.; Kim, B.J. From Fullerene-Polymer to All-Polymer Solar Cells: The Importance of Molecular Packing, Orientation, and Morphology Control. *Acc. Chem. Res.* **2016**, *49*, 2424–2434. [CrossRef] [PubMed]
9. Kim, Y.; Lim, E. Development of Polymer Acceptors for Organic Photovoltaic Cells. *Polymers* **2014**, *6*, 382–407. [CrossRef]
10. Chen, W.; Zhang, Q. Recent progress in non-fullerene small molecule acceptors in organic solar cells (OSCs). *J. Mater. Chem. C* **2017**, *5*, 1275–1302. [CrossRef]
11. Fernandez-Lazaro, F.; Zink-Lorre, N.; Sastre-Santos, A. Perylenediimides as non-fullerene acceptors in bulk-heterojunction solar cells (BHJSCs). *J. Mater. Chem. A* **2016**, *4*, 9336–9346. [CrossRef]
12. Kozma, E.; Catellani, M. Perylene diimides based materials for organic solar cells. *Dyes Pigment.* **2013**, *98*, 160–179. [CrossRef]
13. Lin, Y.; Zhan, X. Non-fullerene acceptors for organic photovoltaics: An emerging horizon. *Mater. Horiz.* **2014**, *1*, 470–488. [CrossRef]
14. McAfee, S.M.; Topple, J.M.; Hill, I.G.; Welch, G.C. Key components to the recent performance increases of solution processed non-fullerene small molecule acceptors. *J. Mater. Chem. A* **2015**, *3*, 16393–16408. [CrossRef]
15. Nielsen, C.B.; Holliday, S.; Chen, H.-Y.; Cryer, S.J.; McCulloch, I. Non-Fullerene Electron Acceptors for Use in Organic Solar Cells. *Acc. Chem. Res.* **2015**, *48*, 2803–2812. [CrossRef] [PubMed]

16. Sonar, P.; Lim, J.P.F.; Chan, K.L. Organic non-fullerene acceptors for organic photovoltaics. *Energy Environ. Sci.* **2011**, *4*, 1558–1574. [[CrossRef](#)]
17. Zhang, S.; Ye, L.; Hou, J. Breaking the 10% Efficiency Barrier in Organic Photovoltaics: Morphology and Device Optimization of Well-Known PBDDTT Polymers. *Adv. Energy Mater.* **2016**, *6*. [[CrossRef](#)]
18. Liu, T.; Guo, Y.; Yi, Y.; Huo, L.; Xue, X.; Sun, X.; Fu, H.; Xiong, W.; Meng, D.; Wang, Z.; et al. Ternary Organic Solar Cells Based on Two Compatible Nonfullerene Acceptors with Power Conversion Efficiency >10%. *Adv. Mater.* **2016**, *28*, 10008–10015. [[CrossRef](#)] [[PubMed](#)]
19. Yang, Y.; Zhang, Z.-G.; Bin, H.; Chen, S.; Gao, L.; Xue, L.; Yang, C.; Li, Y. Side-Chain Isomerization on an n-type Organic Semiconductor ITIC Acceptor Makes 11.77% High Efficiency Polymer Solar Cells. *J. Am. Chem. Soc.* **2016**, *138*, 15011–15018. [[CrossRef](#)] [[PubMed](#)]
20. Zhao, F.; Dai, S.; Wu, Y.; Zhang, Q.; Wang, J.; Jiang, L.; Ling, Q.; Wei, Z.; Ma, W.; You, W.; et al. Single-Junction Binary-Blend Nonfullerene Polymer Solar Cells with 12.1% Efficiency. *Adv. Mater.* **2017**, *29*. [[CrossRef](#)] [[PubMed](#)]
21. Zhao, W.; Qian, D.; Zhang, S.; Li, S.; Inganas, O.; Gao, F.; Hou, J. Fullerene-Free Polymer Solar Cells with over 11% Efficiency and Excellent Thermal Stability. *Adv. Mater.* **2016**, *28*, 4734–4739. [[CrossRef](#)] [[PubMed](#)]
22. Bin, H.; Zhang, Z.-G.; Gao, L.; Chen, S.; Zhong, L.; Xue, L.; Yang, C.; Li, Y. Non-Fullerene Polymer Solar Cells Based on Alkylthio and Fluorine Substituted 2D-Conjugated Polymers Reach 9.5% Efficiency. *J. Am. Chem. Soc.* **2016**, *138*, 4657–4664. [[CrossRef](#)] [[PubMed](#)]
23. Li, S.; Ye, L.; Zhao, W.; Zhang, S.; Mukherjee, S.; Ade, H.; Hou, J. Energy-Level Modulation of Small-Molecule Electron Acceptors to Achieve over 12% Efficiency in Polymer Solar Cells. *Adv. Mater.* **2016**, *28*, 9423–9429. [[CrossRef](#)] [[PubMed](#)]
24. Zhao, W.; Li, S.; Yao, H.; Zhang, S.; Zhang, Y.; Yang, B.; Hou, J. Molecular Optimization Enables over 13% Efficiency in Organic Solar Cells. *J. Am. Chem. Soc.* **2017**, *139*, 7148–7151. [[CrossRef](#)] [[PubMed](#)]
25. Li, H.; Hwang, Y.-J.; Courtright, B.A.E.; Eberle, F.N.; Subramanian, S.; Jenekhe, S.A. Fine-Tuning the 3D Structure of Nonfullerene Electron Acceptors Toward High-Performance Polymer Solar Cells. *Adv. Mater.* **2015**, *27*, 3266–3272. [[CrossRef](#)] [[PubMed](#)]
26. Liu, Y.; Mu, C.; Jiang, K.; Zhao, J.; Li, Y.; Zhang, L.; Li, Z.; Lai, J.Y.L.; Hu, H.; Ma, T.; et al. A Tetraphenylethylene Core-Based 3D Structure Small Molecular Acceptor Enabling Efficient Non-Fullerene Organic Solar Cells. *Adv. Mater.* **2015**, *27*, 1015–1020. [[CrossRef](#)] [[PubMed](#)]
27. Sun, D.; Meng, D.; Cai, Y.; Fan, B.; Li, Y.; Jiang, W.; Huo, L.; Sun, Y.; Wang, Z. Non-Fullerene-Acceptor-Based Bulk-Heterojunction Organic Solar Cells with Efficiency over 7%. *J. Am. Chem. Soc.* **2015**, *137*, 11156–11162. [[CrossRef](#)] [[PubMed](#)]
28. Ye, L.; Sun, K.; Jiang, W.; Zhang, S.; Zhao, W.; Yao, H.; Wang, Z.; Hou, J. Enhanced Efficiency in Fullerene-Free Polymer Solar Cell by Incorporating Fine-designed Donor and Acceptor Materials. *ACS Appl. Mater. Interfaces* **2015**, *7*, 9274–9280. [[CrossRef](#)] [[PubMed](#)]
29. Zang, Y.; Li, C.-Z.; Chueh, C.-C.; Williams, S.T.; Jiang, W.; Wang, Z.-H.; Yu, J.-S.; Jen, A.K.Y. Integrated Molecular, Interfacial, and Device Engineering towards High-Performance Non-Fullerene Based Organic Solar Cells. *Adv. Mater.* **2014**, *26*, 5708–5714. [[CrossRef](#)] [[PubMed](#)]
30. Zhang, X.; Zhan, C.; Yao, J. Non-Fullerene Organic Solar Cells with 6.1% Efficiency through Fine-Tuning Parameters of the Film-Forming Process. *Chem. Mater.* **2015**, *27*, 166–173. [[CrossRef](#)]
31. Zhao, J.; Li, Y.; Lin, H.; Liu, Y.; Jiang, K.; Mu, C.; Ma, T.; Lin Lai, J.Y.; Hu, H.; Yu, D.; et al. High-efficiency non-fullerene organic solar cells enabled by a difluorobenzothiadiazole-based donor polymer combined with a properly matched small molecule acceptor. *Energy Environ. Sci.* **2015**, *8*, 520–525. [[CrossRef](#)]
32. Zhong, Y.; Trinh, M.T.; Chen, R.; Wang, W.; Khlyabich, P.P.; Kumar, B.; Xu, Q.; Nam, C.-Y.; Sfeir, M.Y.; Black, C.; et al. Efficient Organic Solar Cells with Helical Perylene Diimide Electron Acceptors. *J. Am. Chem. Soc.* **2014**, *136*, 15215–15221. [[CrossRef](#)] [[PubMed](#)]
33. Meng, D.; Sun, D.; Zhong, C.; Liu, T.; Fan, B.; Huo, L.; Li, Y.; Jiang, W.; Choi, H.; Kim, T.; et al. High-Performance Solution-Processed Non-Fullerene Organic Solar Cells Based on Selenophene-Containing Perylene Bisimide Acceptor. *J. Am. Chem. Soc.* **2016**, *138*, 375–380. [[CrossRef](#)] [[PubMed](#)]
34. Li, H.; Earmme, T.; Ren, G.; Saeki, A.; Yoshikawa, S.; Murari, N.M.; Subramanian, S.; Crane, M.J.; Seki, S.; Jenekhe, S.A. Beyond Fullerenes: Design of Nonfullerene Acceptors for Efficient Organic Photovoltaics. *J. Am. Chem. Soc.* **2014**, *136*, 14589–14597. [[CrossRef](#)] [[PubMed](#)]

35. Yan, Q.; Zhou, Y.; Zheng, Y.-Q.; Pei, J.; Zhao, D. Towards rational design of organic electron acceptors for photovoltaics: A study based on perylenediimide derivatives. *Chem. Sci.* **2013**, *4*, 4389–4394. [[CrossRef](#)]
36. Margulies, E.A.; Shoer, L.E.; Eaton, S.W.; Wasielewski, M.R. Excimer formation in cofacial and slip-stacked perylene-3,4:9,10-bis(dicarboximide) dimers on a redox-inactive triptycene scaffold. *Phys. Chem. Chem. Phys.* **2014**, *16*, 23735–23742. [[CrossRef](#)] [[PubMed](#)]
37. Hartnett, P.E.; Timalina, A.; Matte, H.S.S.R.; Zhou, N.; Guo, X.; Zhao, W.; Facchetti, A.; Chang, R.P.H.; Hersam, M.C.; Wasielewski, M.R.; et al. Slip-Stacked Perylenediimides as an Alternative Strategy for High Efficiency Nonfullerene Acceptors in Organic Photovoltaics. *J. Am. Chem. Soc.* **2014**, *136*, 16345–16356. [[CrossRef](#)] [[PubMed](#)]
38. Liu, S.-Y.; Wu, C.-H.; Li, C.-Z.; Liu, S.-Q.; Wei, K.-H.; Chen, H.-Z.; Jen, A.K.Y. A Tetraperylene Diimides Based 3D Nonfullerene Acceptor for Efficient Organic Photovoltaics. *Adv. Sci.* **2015**, *2*, 1500014. [[CrossRef](#)] [[PubMed](#)]
39. Shivanna, R.; Shoaee, S.; Dimitrov, S.; Kandappa, S.K.; Rajaram, S.; Durrant, J.R.; Narayan, K.S. Charge generation and transport in efficient organic bulk heterojunction solar cells with a perylene acceptor. *Energy Environ. Sci.* **2014**, *7*, 435–441. [[CrossRef](#)]
40. Zhang, X.; Lu, Z.; Ye, L.; Zhan, C.; Hou, J.; Zhang, S.; Jiang, B.; Zhao, Y.; Huang, J.; Zhang, S.; et al. A Potential Perylene Diimide Dimer-Based Acceptor Material for Highly Efficient Solution-Processed Non-Fullerene Organic Solar Cells with 4.03% Efficiency. *Adv. Mater.* **2013**, *25*, 5791–5797. [[CrossRef](#)] [[PubMed](#)]
41. Lin, M.-J.; Jimenez, A.J.; Burschka, C.; Wurthner, F. Bay-substituted perylene bisimide dye with an undistorted planar scaffold and outstanding solid state fluorescence properties. *Chem. Commun.* **2012**, *48*, 12050–12052. [[CrossRef](#)] [[PubMed](#)]
42. Ramirez, M.G.; Pla, S.; Boj, P.G.; Villalvilla, J.M.; Quintana, J.A.; Diaz-Garcia, M.A.; Fernandez-Lazaro, F.; Sastre-Santos, A. 1,7-Bay-Substituted Perylenediimide Derivative with Outstanding Laser Performance. *Adv. Opt. Mater.* **2013**, *1*, 933–938. [[CrossRef](#)]
43. Han, P.L.; Viterisi, A.; Ferre-Borrull, J.; Pallares, J.; Marsal, L.F. Morphology-driven photocurrent enhancement in PTB7/PC71BM bulk heterojunction solar cells via the use of ternary solvent processing blends. *Org. Electron.* **2017**, *41*, 229–236. [[CrossRef](#)]
44. Deng, L.; Wang, K.; Zhao, C.X.; Yan, H.; Britten, J.F.; Xu, G. Phase and Texture of Solution-Processed Copper Phthalocyanine Thin Films Investigated by Two-Dimensional Grazing Incidence X-ray Diffraction. *Crystals* **2011**, *1*, 112–119. [[CrossRef](#)]
45. Blom, P.W.M.; Mihailetchi, V.D.; Koster, L.J.A.; Markov, D.E. Device Physics of Polymer:Fullerene Bulk Heterojunction Solar Cells. *Adv. Mater.* **2007**, *19*, 1551–1566. [[CrossRef](#)]
46. Mihailetchi, V.D.; van Duren, J.K.J.; Blom, P.W.M.; Hummelen, J.C.; Janssen, R.A.J.; Kroon, J.M.; Rispen, M.T.; Verhees, W.J.H.; Wienk, M.M. Electron Transport in a Methanofullerene. *Adv. Funct. Mater.* **2003**, *13*, 43–46. [[CrossRef](#)]
47. Credgington, D.; Durrant, J.R. Insights from Transient Optoelectronic Analyses on the Open-Circuit Voltage of Organic Solar Cells. *J. Phys. Chem. Lett.* **2012**, *3*, 1465–1478. [[CrossRef](#)] [[PubMed](#)]
48. Maurano, A.; Hamilton, R.; Shuttle, C.G.; Ballantyne, A.M.; Nelson, J.; O'Regan, B.; Zhang, W.M.; McCulloch, I.; Azimi, H.; Morana, M.; et al. Recombination Dynamics as a Key Determinant of Open Circuit Voltage in Organic Bulk Heterojunction Solar Cells: A Comparison of Four Different Donor Polymers. *Adv. Mater.* **2010**, *22*, 4987–4992. [[CrossRef](#)] [[PubMed](#)]
49. Garcia-Belmonte, G.; Bisquert, J. Open-circuit voltage limit caused by recombination through tail states in bulk heterojunction polymer-fullerene solar cells. *Appl. Phys. Lett.* **2010**, *96*, 113301–113303. [[CrossRef](#)]
50. Etxebarria, I.; Guerrero, A.; Albero, J.; Garcia-Belmonte, G.; Palomares, E.; Pacios, R. Inverted vs standard PTB7:PC70BM organic photovoltaic devices. The benefit of highly selective and extracting contacts in device performance. *Org. Electron.* **2014**, *15*, 2756–2762. [[CrossRef](#)]
51. Foertig, A.; Kniepert, J.; Gluecker, M.; Brenner, T.; Dyakonov, V.; Neher, D.; Deibel, C. Nongeminate and Geminate Recombination in PTB7:PCBM Solar Cells. *Adv. Funct. Mater.* **2014**, *24*, 1306–1311. [[CrossRef](#)]
52. Rauh, D.; Deibel, C.; Dyakonov, V. Charge Density Dependent Nongeminate Recombination in Organic Bulk Heterojunction Solar Cells. *Adv. Funct. Mater.* **2012**, *22*, 3371–3377. [[CrossRef](#)]
53. Guerrero, A.; Montcada, N.F.; Ajuria, J.; Etxebarria, I.; Pacios, R.; Garcia-Belmonte, G.; Palomares, E. Charge carrier transport and contact selectivity limit the operation of PTB7-based organic solar cells of varying active layer thickness. *J. Mater. Chem. A* **2013**, *1*, 12345–12354. [[CrossRef](#)]

54. Eng, M.P.; Barnes, P.R.F.; Durrant, J.R. Concentration-Dependent Hole Mobility and Recombination Coefficient in Bulk Heterojunctions Determined from Transient Absorption Spectroscopy. *J. Phys. Chem. Lett.* **2010**, *1*, 3096–3100. [[CrossRef](#)]
55. Shuttle, C.G.; Hamilton, R.; Nelson, J.; O'Regan, B.C.; Durrant, J.R. Measurement of Charge-Density Dependence of Carrier Mobility in an Organic Semiconductor Blend. *Adv. Funct. Mater.* **2010**, *20*, 698–702. [[CrossRef](#)]
56. Shuttle, C.G.; Hamilton, R.; O'Regan, B.C.; Nelson, J.; Durrant, J.R. Charge-density-based analysis of the current–voltage response of polythiophene/fullerene photovoltaic devices. *Proc. Natl. Acad. Sci. USA* **2010**, *107*, 16448–16452. [[CrossRef](#)] [[PubMed](#)]
57. Spoltore, D.; Oosterbaan, W.D.; Khelifi, S.; Clifford, J.N.; Viterisi, A.; Palomares, E.; Burgelman, M.; Lutsen, L.; Vanderzande, D.; Manca, J. Effect of Polymer Crystallinity in P3HT:PCBM Solar Cells on Band Gap Trap States and Apparent Recombination Order. *Adv. Energy Mater.* **2013**, *3*, 466–471. [[CrossRef](#)]
58. Maurano, A.; Shuttle, C.C.; Hamilton, R.; Ballantyne, A.M.; Nelson, J.; Zhang, W.; Heeney, M.; Durrant, J.R. Transient Optoelectronic Analysis of Charge Carrier Losses in a Selenophene/Fullerene Blend Solar Cell. *J. Phys. Chem. C* **2011**, *115*, 5947–5957. [[CrossRef](#)]
59. Fernandez, D.; Viterisi, A.; Challuri, V.; Ryan, J.W.; Martinez-Ferrero, E.; Gispert-Guirado, F.; Martinez, M.; Escudero, E.; Stenta, C.; Marsal, L.F.; et al. Understanding the Limiting Factors of Solvent-Annealed Small-Molecule Bulk-Heterojunction Organic Solar Cells from a Chemical Perspective. *ChemSuschem* **2017**, *10*, 3118–3134. [[CrossRef](#)] [[PubMed](#)]
60. Fernandez, D.; Viterisi, A.; William Ryan, J.; Gispert-Guirado, F.; Vidal, S.; Filippone, S.; Martin, N.; Palomares, E. Small molecule BHJ solar cells based on DPP(TBFu)(2) and diphenylmethanofullerenes (DPM): Linking morphology, transport, recombination and crystallinity. *Nanoscale* **2014**, *6*, 5871–5878. [[CrossRef](#)] [[PubMed](#)]
61. Ryan, J.W.; Kirchartz, T.; Viterisi, A.; Nelson, J.; Palomares, E. Understanding the Effect of Donor Layer Thickness and a MoO₃ Hole Transport Layer on the Open-Circuit Voltage in Squaraine/C-60 Bilayer Solar Cells. *J. Phys. Chem. C* **2013**, *117*, 19866–19874. [[CrossRef](#)]
62. Montcada, N.F.; Pelado, B.; Viterisi, A.; Albero, J.; Coro, J.; de la Cruz, P.; Langa, F.; Palomares, E. High open circuit voltage in efficient thiophene-based small molecule solution processed organic solar cells. *Org. Electron.* **2013**, *14*, 2826–2832. [[CrossRef](#)]
63. MacKenzie, R.C.I.; Kirchartz, T.; Dibb, G.F.A.; Nelson, J. Modeling Nongeminate Recombination in P3HT:PCBM Solar Cells. *J. Phys. Chem. C* **2011**, *115*, 9806–9813. [[CrossRef](#)]
64. Kirchartz, T.; Pieters, B.E.; Kirkpatrick, J.; Rau, U.; Nelson, J. Recombination via tail states in polythiophene:fullerene solar cells. *Phys. Rev. B Condens. Matter Mater. Phys.* **2011**, *83*, 115209. [[CrossRef](#)]
65. Kirchartz, T.; Nelson, J. Meaning of reaction orders in polymer:fullerene solar cells. *Phys. Rev. B Condens. Matter Mater. Phys.* **2012**, *86*, 165201. [[CrossRef](#)]

