

Summer 6-12-2017

Lean on Librarians for Canvas Commons

Colleen T. Boff

Bowling Green State University, cboff@bgsu.edu

Vera J. Lux

Bowling Green State University, vlux@bgsu.edu

Follow this and additional works at: https://scholarworks.bgsu.edu/ul_pub



Part of the [Library and Information Science Commons](#)

Repository Citation

Boff, Colleen T. and Lux, Vera J., "Lean on Librarians for Canvas Commons" (2017). *University Libraries Faculty Publications*. 32.

https://scholarworks.bgsu.edu/ul_pub/32

This Presentation is brought to you for free and open access by the University Libraries at ScholarWorks@BGSU. It has been accepted for inclusion in University Libraries Faculty Publications by an authorized administrator of ScholarWorks@BGSU.

Lean on Librarians for Canvas Commons


CANVASCON-IUPUI 2017

Dr. Colleen Boff & Vera Lux

Bowling Green State University

What is Canvas Commons?

Canvas Commons is a learning object repository that enables educators to find, import, and share resources. A digital library full of educational content, Commons allows Canvas users to share learning resources with other users as well as import learning resources into a Canvas course.



find import share

COURSES MODULES ASSIGNMENTS QUIZZES DISCUSSIONS PAGES DOCUMENTS VIDEOS AUDIO IMAGES

Search by tag, name, institution, or outcome | TYPE | GRADE/LEVEL | LATEST

Show Public Resources | 22,042 results

The image shows a user interface for a resource library. At the top, a banner features school supplies on a wooden surface with three icons: a magnifying glass labeled 'find', a cloud with a download arrow labeled 'import', and a lightbulb labeled 'share'. Below the banner is a horizontal menu with ten categories: COURSES, MODULES, ASSIGNMENTS, QUIZZES, DISCUSSIONS, PAGES, DOCUMENTS, VIDEOS, AUDIO, and IMAGES. Underneath is a search bar with the placeholder text 'Search by tag, name, institution, or outcome' and three dropdown filters: 'TYPE', 'GRADE/LEVEL', and 'LATEST'. At the bottom, there is a toggle switch for 'Show Public Resources' which is currently turned on, followed by the text '22,042 results'.

Canvas Commons: Course Example

The screenshot displays the Canvas Commons interface for a course titled "Elementary Statistics". The top navigation bar includes "Search", "Shared", "Imported", "Updates (0)", and "Admin". A left sidebar lists navigation options: "Back", "Summary", "Assignments", "Discussions", "Pages", "Quizzes", and "Modules". The main content area shows the course title "Elementary Statistics" with a rating of 0 stars and a "Leave a Review" link. Below this, the course details are listed: "Grade/Level: Undergraduate", "Shared With: Public", and "Type: IMS Common Cartridge File (.imsc)". A description states, "This is the full course in elementary statistics." There are two tags: "Math" and "statistics". A video thumbnail is visible, titled "Introduction to the Statistics Classroom" from Lake Tahoe Community College. Below the video, there is a "Reviews" section with a 0-star rating and a form for "Colleen Boff" to "Leave a Rating" (0 stars) and "Leave your review" (1,000 characters remaining). On the right side, there is an "Import into Canvas" section with a search box and a list of checkboxes for various import options, including "All", "UL Canvas Commons", "Canvas Commons Community", "University Libraries Community", "LIB 2210 Development Shell", "2158 BGSU 1910 1 1029 LEC 77320 GC", and "Information Literacy for Teachers". A green "Import into Course" button is present. Below this is a "Download" link for "17.46 MB". Further down, the "LAST UPDATE:" is "9/7/15" and the "SHARED BY:" is "Larry Green". The "ACCOUNT:" is "Lake Tahoe Community College". At the bottom right, there is a "LICENSE" section with a Creative Commons BY-NC-SA icon.

Canvas Commons: Module Example

[← Back](#)

1. Identify


Summary

☆☆☆☆☆ 0 [Leave a Review](#)

Grade/Level Undergraduate, Graduate
Shared With Public
Type IMS Common Cartridge File (.imsc)

This module is part one of four core modules for information literacy at Indiana University Southeast. In this module, students learn to articulate an information need in the form of an open-ended research question, describe the variety and scope of information sources, and select appropriate sources based a research question. The module includes page content, a brief quiz, and a discussion post assignment.

[Indiana University library instruction](#) [Indiana University Southeast research question](#) [information literacy](#) [keywords](#)



IDENTIFY

CONTENT PREVIEW

Module Items

- Identify (1 of 6): Overview
- Identify (2 of 6): What is Research?
- Identify (3 of 6): The Research Process
- Identify (4 of 6): The Scope of Your Investigation
- Identify (5 of 6): Using Keywords to Search

Import into Canvas

Search for a course

- All
- UL Canvas Commons
- Canvas Commons Community
- University Libraries Community
- LIB 2210 Development Shell
- 2158 BGSU 1910 1 1029 LEC 77320 GC
- Information Literacy for Teachers


[Import into Course](#)

[Download 3.03 MB](#)

LAST UPDATE: 8/5/16

SHARED BY: Tessa Withorn

ACCOUNT: Indiana University

LICENSE 

How can this be used?

- Curriculum sharing among colleagues
- Great for various offices to create up to date modules
 - Disability Services
 - Multicultural Services
 - Library
 - Tutoring

Why should Librarians be involved?



Implementing Canvas Commons

- Contact the IT administrator of Canvas
- Decide early on who needs to know about this because of Intellectual Property concerns
- Establish a small working group of logical collaborative partners
- Assign a project manager



Photo by Judy van der Velden, (Flickr)

Establish Timeline

September 1-October 14

- Actively test system and decide if it is a quality product

October 15-December 30

- Create supporting documentation (FAQ, web site, etc)
- Create content to share in Canvas Commons

January 13

- Finalized communication plan

January 16

- Deploy tool
- Begin communication plan

February 6-April 28

- Offer at least three training/informational sessions through CFE

Testing

(October 15-December 30, 2016)

? → FAQ

Communication Plan

(due by January 13, 2017)

- Make a list of audiences who need to know about this
- Establish deadlines and work backwards to set milestones
 - Important to keep breaks and intercessions in mind
 - Avoid busy times of the term

Canvas Commons Communication Plan & Timeline

Date	Action	Responsible Party	Status
?	Present to Deans council	ITS	Done
October 24, 2016	Meet with Julie Matuga to discuss CC and to discuss mini grants for faculty	Colleen	Done
October 25, 2016	Meet with Paul Cesarini from the Office of Summer & Online Education	Colleen	Done

Content Development

(due by January 13, 2017)

**READY
TO GO** 

ASSIGNMENTS

BGSU | University
Libraries

**READY
TO GO** 

MODULES

BGSU | University
Libraries

**READY
TO GO** 

COURSES

BGSU | University
Libraries

Canvas Commons & Ready To Go

Custom Library Modules

Embedding LibGuides

Content to Embed in Canvas

CANVAS COMMONS & READY TO GO

Easily import library resources & more right into Canvas courses

ommons is a learning object repository that enables educators to find, import, and share resources. A digital library full of educational content, Commons allows Canvas users to share learning resources with other users as well as import learning resources into a Canvas course.

Meet Canvas Commons! Upcoming Commons Workshops at the Jerome Library

Do you have a Canvas role of Teacher, Teaching Assistant or Course Designer? Join us for an informational session about **Canvas Commons**, a new tool that will enable faculty to share learning resources with other users at BGSU and to import learning resources shared to Canvas Commons from hundreds of other institutions.

When:

Introducing Canvas Commons

BGSU Canvas Commons Introduction

BGSU. CENTER FOR
FACULTY EXCELLENCE

BOWLING GREEN STATE UNIVERSITY

<http://libguides.bgsu.edu/c.php?g=435525&p=4261790>

Pre-Launch Check List

- System testing (linkages, single sign on, etc)
- Develop sample content
- Develop publicly accessible F.A.Q. & documentation
- Process for requesting test shell
- Schedule training sessions
- Develop evaluation / feedback form for training sessions
- Establish point person/area for ongoing training

Training Session Outline

End of Fall Term, 2016

Beginning of Spring Term, 2017

- What is Canvas Commons
- Why use it
- Where it's located
- Where the documentation is located
- Borrowing from Canvas Commons
- Sharing to Canvas Commons
- Pros / Cons of using Canvas Commons

Phase II of this project

- Build more Library and Information Literacy Modules
- Continue to promote Canvas Commons across campus
- Establish an advisory/review board
- Solicit more involvement from academic support offices such as Multicultural Services, Career Services, etc.
- Become more active in the Canvas Commons Community to lobby for enhancements such as analytics so that content providers know who is borrowing their content

Lessons Learned

- Hands-on time for participants during training sessions
- Don't worry about being overwhelmed with business. May need to spend more time promoting it
- Be honest with constituents and get feedback from them when approaching a challenging decision (e.g. the degree to which content should be shared)

For more information...

Visit Instructure

- Canvas Commons Guide:
<https://guides.instructure.com/m/38287/pdf>
- Canvas Commons Community:
<https://community.canvaslms.com/community/answers/commons>

Visit our materials

- This presentation with associated documents will be available at <http://scholarworks.bgsu.edu/>
- F.A.Q. <https://www.bgsu.edu/center-for-faculty-excellence/find-a-resource/canvas-commons-resources.html>

Contact us

- Colleen Boff (cboff@bgsu.edu / 419-372-7909)
- Vera Lux (vlux@bgsu.edu / 419-372-7897)